



AFC NORTH CHAMPIONS

2023 // BACK-TO-BACK SEASONS // 2024



2024 SEASON REVIEW



BALTIMORE RAVENS SEASON REVIEW

UNDER ARMOUR PERFORMANCE CENTER | 1 WINNING DRIVE | OWINGS MILLS, MD
@RAVENS | @RAVENS_COMMS | @RAVENSCOMMUNITY

WORLD CHAMPIONS: SUPER BOWL XXXV (2000) & SUPER BOWL XLVII (2012)

QUICK HITS / SEASON OVERVIEW

— TEAM —

- ✗ Capturing the conference's No. 3 playoff seed, the 12-5 Baltimore Ravens won the AFC North title for the second-straight year and fourth time in the past seven seasons. Winning four-straight games to close out the regular season – including three contests during an 11-day span in late December – Baltimore earned a playoff berth for the third-straight year and for sixth time in the past seven seasons.
- ✗ Following a 28-14 home victory in the Wild Card round vs. Pittsburgh, the Ravens fell, 27-25, in the Divisional round at Buffalo. The contest marked Baltimore's league-high (tied, GB) 10th Divisional Playoff game since Coach Harbaugh's 2008 arrival.
- ✗ A league-high nine of Baltimore's regular season wins came vs. teams that finished with a winning record. The Ravens also played a league-high 12 games vs. teams that earned a winning record, while they were 7-3 vs. teams that made the playoffs.
- ✗ In his 17th year at Baltimore's helm, **John Harbaugh** is the NFL's second-longest-tenured coach (Mike Tomlin – 18) and has led the Ravens to 12 playoff berths. Producing a 185-115 overall record, which includes a victory in Super Bowl XLVII (2012), Harbaugh is one of only five coaches in NFL history to lead his team to at least 12 playoff berths in the first 17 seasons of a career (also Pete Carroll, Bud Grant, Mike Holmgren & Mike McCarthy).

— OFFENSE —

- ✗ In 2024, Baltimore's No. 1 offense (424.9 ypg) became the first unit in NFL history to post at least 4,000 passing yards and 3,000 rushing yards in a single season. ... The Ravens' franchise-record 7,224 total yards stand as the third most in NFL single-season history, trailing only the 2011 Saints (7,474) and 2013 Broncos (7,317). ... Baltimore (41 & 21) also became the first team in NFL single-season history to score 40+ passing TDs & 20+ rushing TDs.
- ✗ Two-time MVP **QB Lamar Jackson** was remarkable again, posting career highs in each passing yards (4,172), passing TDs (41) and passer rating (119.6), while throwing just 4 INTs. He became the first QB in NFL history with at least 4,000 passing yards and 800 rushing yards (he had 915) in a single season.
- ✗ Baltimore's No. 1 rushing attack (187.6 ypg) was fueled by **RB Derrick Henry**, who ran for the NFL's second-most yards (1,921) and registered single-season franchise records in rushing TDs (16) and scrimmage TDs (18, tied for second in the NFL in '24).
- ✗ **WR Zay Flowers** led the team with 74 catches for 1,059 yards (and 4 TDs), while **TE Mark Andrews** tallied the NFL's most receiving TDs (11) among tight ends on 55 catches for 673 yards.

— DEFENSE —

- ✗ The Ravens ranked No. 1 vs. the run (80.1 ypg allowed) and No. 2 in sacks (54), behind career highs from **OLB Kyle Van Noy** (12.5) and **OLB Odafe Oweh** (10). ... **CB Marlon Humphrey** produced an AFC-best 6 INTs (tied for third in the league overall).
- ✗ From Weeks 11-18 (last seven games), the Ravens allowed NFL lows in total yards per game (261.7), net passing yards per game (171.6), yards per play (4.4) and points per game (15.4).

SCHEDULE / RESULTS (13-6)

DATE	OPPONENT	RESULT	SCORE	DIFF.
Thurs. Sept. 5	at Kansas City Chiefs	L	20-27	-7
Sun. Sept. 15	LAS VEGAS RAIDERS	L	23-26	-3
Sun. Sept. 22	at Dallas Cowboys	W	28-25	+3
Sun. Sept. 29	BUFFALO BILLS	W	35-10	+25
Sun. Oct. 6	at Cincinnati Bengals	W	41-38 (OT)	+3
Sun. Oct. 13	WASHINGTON COMMANDERS	W	30-23	+7
Mon. Oct. 21	at Tampa Bay Buccaneers	W	41-31	+10
Sun. Oct. 27	at Cleveland Browns	L	24-29	-5
Sun. Nov. 3	DENVER BRONCOS	W	41-10	+31
Thurs. Nov. 7	CINCINNATI BENGALS	W	35-34	+1
Sun. Nov. 17	at Pittsburgh Steelers	L	16-18	-2
Mon. Nov. 25	at Los Angeles Chargers	W	30-23	+7
Sun. Dec. 1	PHILADELPHIA EAGLES	L	19-24	-5
Sun. Dec. 15	at New York Giants	W	35-14	+21
Sat. Dec. 21	PITTSBURGH STEELERS	W	34-17	+17
Wed. Dec. 25	at Houston Texans	W	31-2	+29
Sat. Jan. 4	CLEVELAND BROWNS	W	35-10	+25
Sat. Jan. 11	PITTSBURGH STEELERS (WC)	W	28-14	+14
Sun. Jan. 19	at Buffalo Bills (Div.)	L	25-27	-2

(Incls. Playoffs) ✗ Overall: 13-6 ✗ vs. AFC: 9-5 ✗ vs. NFC: 4-1 ✗ Home: 7-2 ✗ Away: 6-4

11 PRO BOWLERS & 6 AP ALL-PROS

- ✗ WR Zay Flowers (1st PB)
 - ✗ S Kyle Hamilton (2nd PB)*
 - ✗ RB Derrick Henry (5th PB)*
 - ✗ QB Lamar Jackson (4th PB)+
 - ✗ CB Marlon Humphrey (4th PB)+
 - ✗ C Tyler Linderbaum (2nd PB)
 - ✗ DT Nnamdi Madubuike (2nd PB)
 - ✗ FB Patrick Ricard (5th PB)+
 - ✗ ILB Roquan Smith (3rd PB)+
 - ✗ T Ronnie Stanley (2nd PB)
 - ✗ OLB Kyle Van Noy (1st PB)
- + 1st-Team All-Pro * 2nd-Team All-Pro

CONSISTENTLY CONTENDING

HARBAUGH-JACKSON ERA (NFL BESTS / SINCE 2018)

Playoff Berths	Reg. Season Win Pct.
Chiefs – 7	Chiefs – .776
Ravens – 6	Ravens – .672
Eagles – 6	Bills – .670
Bills – 6	Packers – .634

Baltimore is 70-24 in regular season games (.745) started by Lamar Jackson.



Baltimore has won four AFC North championships (2018-19 & 2023-24) during the Jackson-Harbaugh Era.

PLAYOFF BERTHS / SINCE 2008 (JOHN HARBAUGH ERA)

Rk.	Team	Berths
1.	Green Bay	13
2.	Baltimore	12
	Kansas City	12
	New England	12

TOTAL VICTORIES / SINCE 2008 (JOHN HARBAUGH ERA)

Rk.	Team	Wins
1.	New England	195
2.	Kansas City	186
3.	Baltimore	185
	Green Bay	185

PLAYOFF WINS / SINCE 2008 (JOHN HARBAUGH ERA)

Rk.	Team	Wins
1.	Kansas City	18
2.	New England	16
3.	Baltimore	13
	San Francisco	13

2024 OFFENSIVE HIGHLIGHTS

JACKSON'S SEASON FOR THE AGES

QB Lamar Jackson set career highs in passing yards (4,172), passing TDs (41) and passer rating (119.6), while throwing just 4 INTs. He became the first QB in NFL history with at least 4,000 passing yards and 800 rushing yards (he had 915) in a single season. Jackson's seven games with a passer rating of at least 135.0 also set a single-season NFL record.

LAMAR JACKSON / NFL RANKS

CATEGORY	STAT	RK
Passer Rating	119.6	1
Yds/Pass Att.	8.8	1
Pass TD Pct.	8.6	1
TD/INT Diff.	+37	1
Dropback EPA	167.7	1
Overall Rush YPC Avg.	6.6	1
QB Rush Yards	915	1
Pass+Rush TDs	45	1t
Pass+Rush Yards	5,087	2
INT Pct.	0.8	2
Red Zone Passer Rtg.	119.1	2
Pass TDs	41	2t
Passing Yards	4,172	6



**BEST PASSER RATING
— NFL SINGLE-SEASON HISTORY —**

1. Aaron Rodgers (2011).....122.5
2. Aaron Rodgers (2020).....121.5
3. Peyton Manning (2004).....121.1
4. Lamar Jackson (2024).....119.6

Jackson became the first player in NFL history with 40+ passing TDs (41) and fewer than 5 INTs (4) in a season.

HISTORIC OFFENSE

- ✗ With 4,035 passing yards and 3,189 rushing yards, Baltimore became the first team in NFL history with 4,000 yards through the air and 3,000 yards on the ground in a single season.
- ✗ Baltimore's franchise-record 7,224 total yards of offense are the third most in NFL single-season history, trailing only the 2011 Saints (7,474) and 2013 Broncos (7,317).
- ✗ Baltimore (41 & 21) became the first team in NFL single-season history to score 40+ passing TDs & 20+ rushing TDs.
- ✗ Baltimore's league-best 6.85 yards per play in 2024 stands as the third-highest single-season average in NFL history, trailing only the 2000 Rams (6.98) and 1954 Rams (6.89).
- ✗ Baltimore's 5.76 yards-per-rush average is the best mark in NFL single-season history (1963 Browns at 5.74 are No. 2).
- ✗ The Ravens scored 65 total TDs (41 pass, 21 rush, 2 INT returns & 1 own FR), besting the previous franchise mark of 64 from their 2019 campaign.
- ✗ The Ravens' 10 TD drives of 90+ yards were the most by any team in a single season (since at least 2000).

HENRY LEADS POTENT RUSH ATTACK

Baltimore's No. 1 rush attack (187.6 ypg) was led by **RB Derrick Henry**, who produced the NFL's second-most ground yards (1,921) and most (tied) rushing TDs (16). Henry set the franchise's single-season rushing TDs (16) & total TDs (18) records and now owns the most seasons (three) in NFL history with at least 1,500 rushing yards and 15 rushing TDs. He also became the first player in NFL history with multiple 1,900-yard rushing campaigns (two).



PASS CATCHERS SHINE



Pro Bowl **WR Zay Flowers** produced a career-high 1,059 receiving yards and 4 TDs on 74 catches. His five 100-yard games tied TE Mark Andrews (2021) for the most in Ravens single-season history.

TE Mark Andrews posted 55 catches for 673 receiving yards and an NFL TE's-best 11 TDs, marking his second (10 in 2019) double-digit TD season. He became the Ravens' all-time leader in TD grabs and total TDs (51).



WR Rashod Bateman tallied career highs in each receiving yards (756) and TD receptions (9) on 45 catches. His 16.8 yards-per-catch average ranked No. 3 among all NFL pass catchers.

TE Isaiah Likely notched career highs in every major receiving category, including receptions (42), yards (477) and TDs (6). In the season-opener (at KC), he had a career-high 9 catches for 111 yards and 1 TD.



HENRY'S HISTORIC RUSHING SEASON

RUSH YARDS / RBs / 2024

Saquon Barkley (Phi.)2,005
Derrick Henry (Bal.).... 1,921
 Bijan Robinson (Atl.)1,456

RUSH YARDS / RBs / RAVENS

Jamal Lewis (2003)2,066
Derrick Henry (2024)... 1,921
 R. Rice ('11) / J. Lewis ('00)...1,364

RUSH TDs / RBs / 2024

Derrick Henry (Bal.)..... 16
 James Cook (Buf.)16
 Jahmyr Gibbs (Det.)16

RUSH TDs / RBs / RAVENS

Derrick Henry (2024)..... 16
 Jamal Lewis (2003)14
 Gus Edwards (2023).....13

RUSH YPC / RBs / 2024

Derrick Henry (Bal.)..... 5.9
 Saquon Barkley (Phi.)5.8
 Jahmyr Gibbs (Det.)5.6

RUSH YPC / RBs / RAVENS

J.K. Dobbins (2020)6.0
Derrick Henry (2024)..... 5.9
 Justin Forsett (2014)5.4

2024 DEFENSIVE HIGHLIGHTS

THE RAVENS' DEFENSIVE RISE

CATEGORY	WKS 1-10 1ST 10 GMS (RK)	WKS 11-18 LAST 7 GMS (RK)
Total YPG	367.9 (27)	261.7 (1)
Scoring (PPG)	25.3 (25)	15.4 (1)
Yards/Play	5.7 (27)	4.4 (1)
Yards/Pass Att.	7.9 (29)	5.8 (1)
Passer Rating	101.8 (26)	72.2 (1)
Passing TDs	22 (32)	5 (1)
Net Pass YPG	294.9 (32)	171.6 (1)
Third Down Pct.	46.7 (30)	29.7 (1)

TOP TIER PASS RUSH


Baltimore notched the league's second-most sacks (54) and QB hits (115) in 2024, finishing as the only team to register multiple sacks in all 17 games. Dating back to 2021, the Ravens have recorded at least 1 sack in 55 consecutive games, tying (1978-81 Chargers) for the ninth-longest streak in NFL history. Baltimore has also posted 2+ sacks in 20 straight games, which ties (1986-87 Chargers) for the third-longest streak in NFL history.

MOST SACKS / 2024

1. Denver..... 63
2. Baltimore54
3. Dallas..... 52

MOST QB HITS / 2024

1. Denver.....134
2. Baltimore 115
3. Minnesota..... 112



HAMILTON DOES IT ALL

S Kyle Hamilton made his second-straight Pro Bowl after totaling a career-high 107 tackles (77 solo) to go along with 4 TFL, 2 sacks, 2 FFs, 1 FR, 1 INT & 9 PD. He was the NFL's only DB in 2024 and the first DB in Ravens history to notch at least 100 tackles, 2 sacks, 2 FF, 1 INT and 1 FR.

HUMPHREY'S PICKS

CB Marlon Humphrey earned his fourth-career Pro Bowl honor after posting an AFC-best 6 INTs and 15 PD. Adding a career-high 5 TFL, he became the first Ravens CB to notch at least 5 INTs and 5 TFL in a single season.

MARLON HUMPHREY

INTERCEPTIONS / NFL / 2024

- Kerby Joseph (Det.).....9
 Xavier McKinney (GB)8
Marlon Humphrey (Bal.)6
 C.J. Gardner-Johnson (Phi.)6
 Byron Murphy (Min.)6



NFL'S BEST RUSH DEFENSE

Baltimore's No. 1 rush defense allowed 80.1 ground yards per game. The Ravens also ranked No. 1 in each opponent yards per carry permitted (3.6), rushing first downs allowed (69) and rushes of 10+ yards permitted (25).

OPP. RUSH YARDS PER GAME

1. Baltimore 80.1
2. Minnesota.....93.4
3. Denver.....96.4

OPP. RUSH YARDS PER CARRY

1. Baltimore 3.6
2. Denver.....3.9
3. Green Bay4.0

OPP. RUSH FIRST DOWNS

1. Baltimore69
2. Denver..... 82
3. Minnesota..... 83

OPP. RUSHES OF 10+ YARDS

1. Baltimore25
2. Tampa Bay37
3. Minnesota..... 39

VAN NOY'S CAREER YEAR

Eleven-year veteran **OLB Kyle Van Noy's** career-high 12.5 sacks ranked as the NFL's fourth most in 2024, while he added 41 total tackles and 2 FFs. Van Noy became just the fourth player age 33-or-older (since at least 2000) to record 12+ sacks in a season, joining DL J.J. Watt (2022), LB Lorenzo Alexander (2016) and DL Trace Armstrong (2000).

KYLE VAN NOY

SACKS LEADERS / NFL / 2024

- Trey Hendrickson (Cin.)..... 17.5
 Myles Garrett (Cle.)..... 14
 Nik Bonitto (Den.) 13.5
Kyle Van Noy (Bal.)..... 12.5
 Three Defenders12



BALTIMORE'S STANDOUT DEFENDERS



DT Nnamdi Madubuike earned his second-consecutive Pro Bowl nod after tallying 6.5 sacks, 43 tackles (21 solo), 11 TFL, 1 FF and 1 PD. On 11/7 (vs. Cin.), he notched a career-high 3 sacks.

OLB Odafe Oweh had a career-high 10 sacks. He and **OLB Kyle Van Noy** became the fourth duo in team history – and first since Elvis Dumervil & Terrell Suggs in 2014 – to each post 10+ sacks in a season.



S Ar'Darius Washington helped spark a defensive turnaround after being inserted as a full-time starter in Week 11 (at Pit.). He finished with career highs in tackles (62), PD (8), INTs (2) and FFs (1).

First-round pick **CB Nate Wiggins** had 32 tackles, 13 PD and 1 INT-TD return. His 13 PD tied for the second most by a 2024 rookie, while also marking the most by a first-year player in Ravens history.



2024 COACHES, PRONUNCIATIONS, HONOR ROLL & STANDINGS



JOE D'ALESSANDRIS
1954-2024



JACOBY JONES
1984-2024

"Those are two people who we're going to dedicate our season to this year, and we'll do everything we can to make them proud of us when they're watching from where they're watching."
- Head Coach John Harbaugh

2024 COACHING LIST

Name (Coaching Experience: (NFL/Ravens))	Title
John Harbaugh (27/17)	Head Coach
Chris Hewitt (13/13)	Assistant Head Coach/Pass Game Coordinator
Chris Horton (11/11)	Special Teams Coordinator
Todd Monken (10/2)	Offensive Coordinator
Zach Orr (8/7)	Defensive Coordinator
Danny Breyer (8/2)	Offensive Assistant
Randy Brown (21/17)	Senior Special Teams
Brendan Clark (3/3)	Defensive Quality Control
Mark DeLeone (11/1)	Inside Linebackers
Scott Elliott (6/6)	Strength & Conditioning Coordinator
George Godsey (14/3)	Tight Ends
Dennis Johnson (1/1)	Defensive Line
Sam Koch (3/3)	Assistant Special Teams
Greg Lewis (10/2)	Wide Receivers
Doug Mallory (7/1)	Secondary
Tee Martin (4/4)	Quarterbacks
Matt Robinson (4/4)	Assistant Defensive Line/Outside Linebackers
Adam Schrack (4/4)	Offensive Quality Control
Chuck Smith (3/2)	Pass Rush
Daniel Stern (9/9)	Director of Football Strategy/Assistant Quarterbacks
Travis Switzer (8/8)	Run Game Coordinator
Willie Taggart (2/2)	Running Backs
George Warhop (28/1)	Offensive Line
Travelle Wharton (7/1)	Assistant Offensive Line

2024 PRONUNCIATION GUIDE

Player	Pronunciation
Nelson Agholor	AGG-uh-lore
Malaesala Aumavae-Laulu (PS)	muh-lie-SAY-uh, ah-moo-VYE, law-OH-loo
Beau Brade	BRAID
Daniel Faalele	FAH-ah-LAY-lay
Sanoussi Kane	sa-NEW-see
Charlie Kolar	KOH-ler
William Kwenkeu (PS)	KWEN-kuh
Nnamdi Madubuike	NAHM-dee, mad-uh-BEE-kay
Patrick Mekari	muh-CARE-ee
Zaire Mitchell-Paden (PS)	zah-AIR, MITCH-uhl-PAY-den
Adedayo Odeleye (PS)	AH-deh-DIE-oh, OH-deh-lay
David Ojabo	oh-JOBB-oh
Odafe Oweh	uh-DAH-fay, O-way
Nick Samac	SAY-mack
Josh Tupou (PS)	TOO-poe
Tylan Wallace	TIE-luhn
Ar'Darius Washington	ar-DARE-ee-us

2024 HONOR ROLL

WR ZAY FLOWERS

- Pro Bowl



S KYLE HAMILTON

- AP All-Pro (2nd-Team)
- PFWA All-AFC
- The Sporting News All-Pro
- Pro Bowl (starter)



RB DERRICK HENRY

- AP All-Pro (2nd-Team)
- PFWA All-NFL
- PFWA All-AFC
- The Sporting News All-Pro
- Pro Bowl (starter)
- AFC Offensive Player of the Week (Weeks 4 & 6)
- FedEx Ground Player of the Week (Week 4)
- NFLPA Community MVP (Week 10)
- Ravens Bart Starr Award Nominee



CB MARLON HUMPHREY

- AP All-Pro (1st-Team)
- Pro Bowl



QB LAMAR JACKSON

- PFWA NFL MVP
- AP All-Pro (1st-Team)
- PFWA All-NFL
- PFWA All-AFC
- The Sporting News All-Pro
- Pro Bowl
- NFL 101 Award's AFC Offensive Player of the Year
- Ravens Team MVP, as voted on by local media
- AFC Offensive Player of the Month (October)
- AFC Offensive Player of the Week (Weeks 5, 7 & 10)



C TYLER LINDERBAUM

- Pro Bowl
- Ravens Media Good Guy, as voted on by local media



DT Nnamdi MADUBUIKE

- Pro Bowl



RB KEATON MITCHELL

- Ravens Ed Block Courage Award

FB PATRICK RICARD

- AP All-Pro (1st-Team)
- Pro Bowl (starter)



T ROGER ROSENGARTEN

- PFWA All-Rookie Team

ILB ROQUAN SMITH

- AP All-Pro (1st-Team)
- PFWA All-AFC
- The Sporting News All-Pro
- Pro Bowl (starter)
- Ravens Walter Payton Man of the Year Nominee



RONNIE STANLEY

- Pro Bowl



OLB KYLE VAN NOY

- Pro Bowl
- AFC Defensive Player of the Month (September)
- Ravens Art Rooney Sportsmanship Award Nominee



CB NATE WIGGINS

- NFLPA Community MVP (Week 5)

RAVENS FINAL RANKINGS, STANDINGS & LEADERS

2024 FINAL NFL RANKINGS

OFFENSE

Category	Stats	Rank
Total Offense	424.9	1
Rush Offense	187.6	1
Pass Offense	237.4	7
Points Per Game	30.5	3
3rd-Down Off. %	48.2	3
4th-Down Off. %	53.3	20
Red Zone Off. (TD%)	74.2	1

DEFENSE

Category	Stats	Rank
Total Defense	324.2	10
Rush Defense	80.1	1
Pass Defense	244.1	31
Points Per Game	21.2	9
3rd-Down Def. %	39.8	18
4th-Down Def. %	42.9	3
Red Zone Def. (TD%)	54.0	12

TEAM

Category	Stats	Rank
Turnover Margin	+6	10t
Penalties	132	30t
Penalty Yards	1,120	31

2024 AFC NORTH STANDINGS

Team	W	L	T	Home	Road	Div.	Con.	PF	PA	Strk
Baltimore	12	5	0	6-2	6-3	3-2	8-4	518	361	W4
Pittsburgh	10	7	0	5-3	5-4	3-2	7-5	380	347	L4
Cincinnati	9	8	0	3-5	6-3	2-3	6-6	472	434	W5
Cleveland	3	14	0	2-6	1-8	2-3	3-9	258	435	L6

2024 TALE OF THE TAPE

Category	Ravens
Record	12-5
Longest Winning Streak	5
Points Scored	518
TDs Scored	65
Rushing TDs Scored	21
Passing TDs Scored	41
TDs on Returns	3
Points Against	361
TDs Allowed	39
Rushing TDs Allowed	12
Passing TDs Allowed	27
TDs on Returns Allowed	0
KOR Avg. For	27.0
KOR Avg. Against	28.4
PR Avg. For	9.7
PR Avg. Against	7.8
Sacks	54
Sacks Allowed	24
Interceptions	12
Interceptions Thrown	4
Fumbles Lost/Recovered	7/5

2024 RAVENS LEADERS

PASSING YARDS (TDs/INTs)

Lamar Jackson..... 4,172 (41/4)

RUSHING YARDS (AVG.)

Derrick Henry..... 1,921 (5.9)

Lamar Jackson..... 915 (6.6)

RECEIVING YARDS (CATCHES)

Zay Flowers..... 1,059 (74)

Rashod Bateman..... 756 (45)

Mark Andrews..... 673 (55)

POINTS

Justin Tucker..... 126

Derrick Henry..... 108

INTERCEPTIONS (YARDS)

Marlon Humphrey..... 6 (37)

A. Washington..... 2 (33)

SACKS (YARDS)

Kyle Van Noy..... 12.5 (83.5)

Odafe Oweh..... 10 (74)

Nnamdi Madubuike..... 6.5 (21.5)

TACKLES (SOLO)

Roquan Smith..... 154 (81)

Kyle Hamilton..... 107 (77)

GROSS PUNTING (NET)

Jordan Stout..... 46.4 (41.2)

FIELD GOALS (PCT.)

Justin Tucker..... 22/30 (73.3)

PUNT RETURN YARDS (AVG.)

Deonte Harty (IR)..... 85 (10.6)

KICKOFF RETURN YARDS (AVG.)

Justice Hill..... 183 (36.6)



JACKSON

1ST-TEAM AP ALL-PRO



SMITH

1ST-TEAM AP ALL-PRO



HUMPHREY

1ST-TEAM AP ALL-PRO



RICARD

1ST-TEAM AP ALL-PRO



HENRY

2ND-TEAM AP ALL-PRO



HAMILTON

2ND-TEAM AP ALL-PRO

2024 & 2025 INFORMATION

2025 RAVENS OPPONENTS

HOME GAMES (9)

*Bengals, Browns, Steelers,
Bears, Jets, Lions, Patriots, Rams, Texans*

AWAY GAMES (8)

*Bengals, Browns, Steelers,
Bills, Chiefs, Dolphins, Packers, Vikings*

✗ In 2025, the Ravens will play nine games vs. 2024 playoff teams and 11 games vs. teams that finished .500 or better.

2025 FIRST-ROUND DRAFT ORDER

No.	Team	'24 Record	Strength of Schedule
1.	Tennessee Titans	3-14	.522
2.	Cleveland Browns	3-14	.536
3.	New York Giants	3-14	.554
4.	New England Patriots	4-13	.471
5.	Jacksonville Jaguars	4-13	.478
6.	Las Vegas Raiders	4-13	.540
7.	New York Jets	5-12	.495
8.	Carolina Panthers	5-12	.498
9.	New Orleans Saints	5-12	.505
10.	Chicago Bears	5-12	.554
11.	San Francisco 49ers	6-11	.564
12.	Dallas Cowboys	7-10	.522
13.	Miami Dolphins	8-9	.419
14.	Indianapolis Colts	8-9	.457
15.	Atlanta Falcons	8-9	.519
16.	Arizona Cardinals	8-9	.536
17.	Cincinnati Bengals	9-8	.478
18.	Seattle Seahawks	10-7	.498
19.	Tampa Bay Buccaneers	10-7	.502
20.	Denver Broncos	10-7	.502
21.	Pittsburgh Steelers	10-7	.502
22.	Los Angeles Chargers	11-6	.467
23.	Green Bay Packers	11-6	.533
24.	Minnesota Vikings	14-3	.474
25.	Houston Texans	10-7	.481
26.	Los Angeles Rams	10-7	.505
27.	Baltimore Ravens	12-5	.529
28.	Detroit Lions	15-2	.516
29.	Washington Commanders	12-5	.436
30.	Buffalo Bills	13-4	.467
31.	Kansas City Chiefs	15-2	.488
32.	Philadelphia Eagles	14-3	.453

2024 RADIO BROADCASTS

✗ The Ravens' 2024 Radio team featured Gerry Sandusky and Pro Football Hall of Famer and former Raven Rod Woodson. Sandusky, WBAL TV-11's sports director, delivered the play-by-play, while Woodson served as the analyst.

✗ All games were heard on 98Rock WIYY (97.9 FM), WBAL 1090 AM/101.5 FM, baltimoreravens.com and in the Ravens mobile app. The network broadcast each game with 30 affiliates spanning five states – Maryland, Delaware, Kentucky, Pennsylvania and West Virginia – and Washington, D.C.

2025 COACHING CHANGES

SR. SECONDARY COACH: CHUCK PAGANO


✗ Pagano re-joins the Ravens in 2025 as Baltimore's senior secondary coach, boasting more than 35 years of coaching experience. He succeeds Chris Hewitt, who was hired as the Indianapolis Colts' passing game coordinator after spending 13 seasons (2012-24) in Baltimore.

✗ Pagano enters his 19th year coaching at the NFL level, most recently serving as the Chicago Bears' defensive coordinator (2019-20). Prior to that, he was head coach of the Indianapolis Colts for six seasons (2012-17), after serving as the Ravens' secondary coach (2008-10) and defensive coordinator (2011). Pagano also worked with defensive backs in Oakland (2005-06) and Cleveland (2001-04).

LINEBACKERS COACH: TYLER SANTUCCI

✗ Santucci joins the Ravens as the team's linebackers coach in 2025, with 15 years of coaching experience at the collegiate level. He most recently served as Georgia Tech's defensive coordinator/linebackers coach in 2024. He succeeds Mark DeLeone, who served as Baltimore's inside linebackers coach in 2024.

✗ Under Santucci, the Yellow Jackets' defense ascended to the ACC's fifth-ranked unit in 2024 (245.9 ypg allowed) after ranking last in the conference in 2023 (437.1 ypg). The rush defense also jumped from last in 2023 (221.3) to sixth under his guidance.



Chuck Pagano, who coached HOF S Ed Reed, helped the Ravens' defense rank No. 2 in INTs (82) and net passing yards allowed per game during his first stint as a Baltimore coach/coordinator (2008-11).

2024 INJURY REPORT

In 2024, there were a combined eight regular season games lost to injury by players considered "starters" on the base PR depth chart.

OFFENSE

✗ The offense remained relatively healthy during the regular season, as the starters appeared in all 17 games (when counting Roger Rosengarten, who assumed a full-time starting role at RT in Week 4).

DEFENSE

✗ The defense was impacted slightly more, but also stayed relatively healthy, with four starters missing a combined eight regular season games due to injury.

✗ NT Michael Pierce missed five games due to injury, while CB Marlon Humphrey, ILB Roquan Smith and OLB Kyle Van Noy each only missed one game.

RAVENS POSTSEASON HIGHLIGHTS

THE KING'S PLAYOFF REIGN

ALL-TIME RUSHING YARDS PER GAME / PLAYOFFS MIN. 100 CARRIES

Terrell Davis 142.5

Arian Foster 128.8

Derrick Henry 111.3

John Riggins 110.7

RB Derrick Henry (4) and QB Lamar Jackson (3) rank No. 2 and No. 3, respectively, in 100-yard playoff rushing games dating back to 2000.

MOST 100-YARD RUSHING GAMES PLAYOFFS / SINCE 2000

Marshawn Lynch (Sea.) – 6

Derrick Henry (Ten./Bal.) – 4

Lamar Jackson (Bal.) – 3

Saquon Barkley (Phi.) – 3

Arian Foster (Hou.) – 3



In the 2024 WC vs. Pittsburgh, RB Derrick Henry finished with a Ravens' single-game playoff record 186 rushing yards, also scoring 2 TDs.

Henry owns four career playoff games with 150+ rushing yards, tying Pro Football Hall of Famer Terrell Davis for the most in NFL history.



PLAYOFF NUMBERS TO RAVE ABOUT

132.0 QB Lamar Jackson's passer rating in the 2024 WC win vs. Pittsburgh, setting a Ravens' playoff franchise single-game record. (He was 16-of-21 for 175 yards & 2 TDs.)

+112 Baltimore's point differential during the regular season vs. 2024 playoff teams, which ranked first among all teams in the postseason. (Detroit was second with a +36 margin.)

8 Games in the Ravens' last nine playoff contests that the defense has held opponents to 300-or-fewer yards. The lone game allowing more than 300 was in the 2024 Divisional at Buffalo, when the Bills posted 319 total yards.


5 Postseason games in which the Ravens have gained over 200 rushing yards, the most of any NFL team since 2000.

HARBS HISTORICALLY GOOD

✗ Super Bowl-winning (2012) head coach John Harbaugh is one of five coaches in NFL history to lead his team to the postseason at least 12 times over his first 17 seasons, joining Pete Carroll (12), Bud Grant (12), Mike Holmgren (12) and Mike McCarthy (12).

✗ Coach Harbaugh's 13 career playoff wins tie (Mike Holmgren) for seventh most in NFL history. (Harbs owns a 13-11 record.)

✗ Coach Harbaugh's 13 playoff wins also tie (Holmgren) for the fourth most by a head coach within the first 17 seasons of a NFL career. (Bill Belichick & Joe Gibbs – 17; Chuck Noll – 15).



PLAYOFFS
13-11
Playoff Record

MOST PLAYOFF VICTORIES BY HEAD COACHES - NFL HISTORY -

Rk.	Coach (Team)	Wins	Rk.	Coach (Team)	Wins
1.	Bill Belichick (Cle. & NE)	31	6.	Chuck Noll (Pit.)	16
2.	Andy Reid (Phi. & KC)	28	7.	John Harbaugh (Bal.)	13
3.	Tom Landry (Dal.)	20		Mike Holmgren (GB & Sea.)	13
4.	Don Shula (Bal. & Mia.)	19	9.	Tom Coughlin (Jax. & NYG)	12
5.	Joe Gibbs (Was.)	17		Bill Cowher (Pit.)	12

NOTES FROM 2024 WILD CARD WIN VS. PIT.

OFFENSE

- ✗ The Ravens rushed for a playoff single-game franchise-record 299 yards vs. Pittsburgh, besting the previous mark of 236 on 1/10/21 at Tennessee (Wild Card).
- ✗ Baltimore registered 464 total yards of offense (299 rushing & 165 passing), producing the third-most net yards in single-game postseason franchise history.
- ✗ The Ravens recorded 3 TD drives of 85+ yards (95, 85 & 80) vs. Pittsburgh, marking the most by an NFL team in a postseason game since at least 2000 (when data became available).
- ✗ The Ravens were 10-of-15 (66.7%) on third down, standing as the franchise's best single-game playoff figure ever.

DEFENSE

- ✗ Baltimore limited the Steelers to 280 total yards, including just 29 rushing. The 29 ground yards are the third fewest ever allowed in a postseason game by the Ravens.
- ✗ Led by **DT Nnamdi Madubuike's** 2 sacks, the Ravens dropped QB Russell Willson 4 times overall and registered 7 QB hits. **OLB Odafe Oweh** and **NT Michael Pierce** also recorded sacks on the night.

ALL-TIME QB RUSH YARDS / PLAYOFFS

✗ QB Lamar Jackson ranks No. 2 in career playoff rushing yards by a QB, despite playing five fewer games than leader Josh Allen.

Rk.	Quarterback (Games)	Yards
1.	Josh Allen (13)	668
2.	Lamar Jackson (8)	641
3.	Patrick Mahomes (21)	606
4.	Steve Young (22)	594

RAVENS POSTSEASON HISTORY

RAVENS POSTSEASON RESULTS

All-Time	Record	Since 2008	Record
Overall	18-14	Overall	13-11
Home	5-5	Home	4-3
Away	11-9	Away	8-8
Wild Card	9-3	Wild Card	7-2
Divisional	5-8	Divisional	4-6
Championship	2-3	Championship	1-3
Super Bowl	2-0	Super Bowl	1-0

Date	Game/Opponent	Winner/Result
12/31/00	Wild Card vs. Denver	Ravens, 21-3
01/07/01	Divisional at Tennessee	Ravens, 24-10
01/14/01	AFC Championship at Oakland	Ravens, 16-3
01/28/01	Super Bowl XXXV vs. NY Giants	Ravens, 34-7
01/13/02	Wild Card at Miami	Ravens, 20-3
01/20/02	Divisional at Pittsburgh	Steelers, 27-10
01/03/04	Wild Card vs. Tennessee	Titans, 20-17
01/13/07	Divisional vs. Indianapolis	Colts, 15-6
01/04/09	Wild Card at Miami	Ravens, 27-9
01/10/09	Divisional at Tennessee	Ravens, 13-10
01/18/09	AFC Championship at Pittsburgh	Steelers, 23-14
01/10/10	Wild Card at New England	Ravens, 33-14
01/16/10	Divisional at Indianapolis	Colts, 20-3
01/09/11	Wild Card at Kansas City	Ravens, 30-7
01/15/11	Divisional at Pittsburgh	Steelers, 31-24
01/15/12	Divisional vs. Houston	Ravens, 20-13
01/22/12	AFC Championship at New England	Patriots, 23-20
01/06/13	Wild Card vs. Indianapolis	Ravens, 24-9
01/12/13	Divisional at Denver	Ravens, 38-35 (2OT)
01/20/13	AFC Championship at New England	Ravens, 28-13
02/03/13	Super Bowl XLVII at San Francisco	Ravens, 34-31
01/03/15	Wild Card at Pittsburgh	Ravens, 30-17
01/10/15	Divisional at New England	Patriots, 35-31
01/06/19	Wild Card vs. LA Chargers	Chargers, 23-17
01/11/20	Divisional vs. Tennessee	Titans, 28-12
01/10/21	Wild Card at Tennessee	Ravens, 20-13
01/16/21	Divisional at Buffalo	Bills, 17-3
01/15/23	Wild Card at Cincinnati	Bengals, 24-17
01/20/24	Divisional vs. Houston	Ravens, 34-10
01/28/24	AFC Championship vs. Kansas City	Chiefs, 17-10
01/11/25	Wild Card vs. Pittsburgh	Ravens, 28-14
01/19/25	Divisional at Buffalo	Bills, 27-25

RAVENS PLAYOFF TRENDS

Category	All Time	Category	All Time
vs. AFC	16-14	vs. NFC (SB XXXV and XLVII)	2-0
Home	5-5	Away	11-9
Leading or Tied at Halftime	17-5	Trailing at Halftime	1-9
Leading or Tied After 3 Quarters	18-4	Trailing After 3 Quarters	0-10
Decided by 7 Points or Less	5-8	Decided By 3 Points or Less	3-3
Scoring First	9-2	Not Scoring First	9-12
Positive or Even Turnover Ratio	18-2	Negative Turnover Ratio	0-12
Winning or Even Penalty Ratio	11-4	Losing Penalty Ratio	7-10
With a 100-Yard Rusher	9-2	Without a 100-Yard Rusher	9-12
With a 100-Yard Receiver	5-3	Without a 100-Yard Receiver	13-11
With a 300-Yard Passer	1-2	Without a 300-Yard Passer	17-12
Allowing a 100-Yard Rusher	2-1	Not Allowing a 100-Yard Rusher	16-13
Allowing a 100-Yard Receiver	6-3	Not Allowing a 100-Yard Receiver	12-11
Allowing a 300-Yard Passer	3-1	Not Allowing a 300-Yard Passer	15-13

RAVENS PLAYOFF EXPERIENCE

Player	GP/GS	Furthest Game Played In
Kyle Van Noy	17/10	SB (2016*-17-18* NE)
Justin Tucker	15/0	SB (2012* Bal.)
Marcus Williams	10/10	NFC/AFC Champ. (2018 NO, 2023 Bal.)
Nelson Agholor	10/6	SB (2017* Phi.)
Derrick Henry	9/9	AFC Champ. (2019 Ten.)
Tre'Davious White	9/7	AFC Champ. (2020 Buf.)
Mark Andrews	8/4	AFC Champ. (2023 Bal.)
Marlon Humphrey	8/7	AFC Champ. (2023 Bal.)
Justice Hill	8/2	AFC Champ. (2023 Bal.)
Lamar Jackson	8/8	AFC Champ. (2023 Bal.)
Patrick Mekari	8/5	AFC Champ. (2023 Bal.)
Patrick Ricard	8/7	AFC Champ. (2023 Bal.)
Malik Harrison	7/4	AFC Champ. (2023 Bal.)
Nnamdi Madubuike	7/5	AFC Champ. (2023 Bal.)
Ronnie Stanley	7/7	AFC Champ. (2023 Bal.)
Brent Urban	7/3	AFC Champ. (2023 Bal.)
Kristian Welch	7/0	AFC/NFC Div. (2024, 2020 Bal., 2023 GB)
Chris Board	6/0	AFC Div. (2024, 2020 Bal.)
Michael Pierce	6/3	AFC Champ. (2023 Bal.)
Roquan Smith	6/6	AFC Champ. (2023 Bal.)
Josh Tupou (PS)	5/1	SB (2021 Cin.)
Ben Cleveland	5/0	AFC Champ. (2023 Bal.)
Daniel Faalele	5/2	AFC Champ. (2023 Bal.)
Kyle Hamilton	5/5	AFC Champ. (2023 Bal.)
Deonte Harty (IR)	5/2	NFC/AFC Div. (2020 NO, 2023 Buf.)
Desmond King II (PS)	5/4	AFC Div. (2018 LAC, 2023 Hou.)
Arthur Maulet (IR)	5/1	AFC Champ. (2023 Bal.)
Josh Jones	5/0	AFC Div. (2024 Bal., 2023 Hou.)
Travis Jones	5/2	AFC Champ. (2023 Bal.)
Isaiah Likely	5/1	AFC Champ. (2023 Bal.)
Tyler Linderbaum	5/5	AFC Champ. (2023 Bal.)
Odafe Oweh	5/0	AFC Champ. (2023 Bal.)
Jordan Stout	5/0	AFC Champ. (2023 Bal.)
Ar'Darius Washington	5/2	AFC Champ. (2023 Bal.)
Broderick Washington	5/0	AFC Champ. (2023 Bal.)
Rashod Bateman	4/4	AFC Champ. (2023 Bal.)
Charlie Kolar	4/0	AFC Champ. (2023 Bal.)
Anthony Miller (PS)	4/1	AFC Div. (2024 Bal.)
Tavius Robinson	4/2	AFC Champ. (2023 Bal.)
Steven Sims	4/0	AFC Div. (2024 Bal., 2023 Hou.)
Trenton Simpson	4/0	AFC Champ. (2023 Bal.)
Brandon Stephens	4/4	AFC Champ. (2023 Bal.)
Chris Wormley (PS)	4/2	AFC WC (2018-19 Bal., 2020-21 Pit.)
Nick Moore	3/0	AFC Div. (2024 Bal.)
David Ojabo	3/0	AFC Div. (2024 Bal.)
Zay Flowers	2/2	AFC Champ. (2023 Bal.)
Sanoussi Kane	2/0	AFC Div. (2024 Bal.)
Keaton Mitchell	2/0	AFC Div. (2024 Bal.)
Roger Rosengarten	2/2	AFC Div. (2024 Bal.)
T.J. Tampa Jr.	2/0	AFC Div. (2024 Bal.)
Andrew Vorhees	2/0	AFC Div. (2024 Bal.)
Devontez Walker	2/0	AFC Div. (2024 Bal.)
Tylan Wallace	2/2	AFC Div. (2024 Bal.)
Nate Wiggins	2/2	AFC Div. (2024 Bal.)
Josh Johnson	1/0	NFC Champ. (2022 SF)
Keith Kirkwood (PS)	1/0	NFC WC (2018 NO)
William Kwenkeu (PS)	1/0	NFC WC (2022 Min.)

* Won Super Bowl

✦ Four Players (Nelson Agholor, Justin Tucker, Josh Tupou & Kyle Van Noy) have played in the Super Bowl, combining for a total of six appearances. Agholor, Tucker and Van Noy (twice) have each played in a Super Bowl victory.

RAVENS POSTSEASON HISTORY

MULTIPLE SUPER BOWLS

MOST SUPER BOWL CHAMPIONSHIPS / SINCE 2000

TEAM	TITLES	SEASONS
New England	6	'01, '03-04, '14, '16, '18
Kansas City	3	2019 & '22-23
Baltimore	2	2000 & '12
NY Giants	2	2007 & '11
Philadelphia	2	2017 & '24
Pittsburgh	2	2005 & '08
Tampa Bay	2	2001 & '20



PERENNIAL POSTSEASON PLAY

Baltimore has made the playoffs 16 times since its 1996 inception: 2024, 2023, 2022, 2020, 2019, 2018, 2014, 2012, 2011, 2010, 2009, 2008, 2006, 2003, 2001 & 2000.

MOST PLAYOFF BERTHS SINCE 1996, 2000 & 2008

SINCE 1996		SINCE 2000		SINCE 2008	
Team	Berths	Team	Berths	Team	Berths
Green Bay	21	Green Bay	18	Green Bay	13
New England	21	New England	18	Baltimore	12
Philadelphia	18	Philadelphia	17	Kansas City	12
Pittsburgh	18	Baltimore	16	New England	12
Indianapolis	17	Pittsburgh	16	Philadelphia	11
Baltimore	16	Indianapolis	15	Pittsburgh	11
Seattle	16	Seattle	15	Seattle	10

PLAYOFF WINNING PERCENTAGE - SUPER BOWL ERA / SINCE 1966 -

Rank	Team	Record	Pct.
1.	New England Patriots*****	36-21	.632
2.	San Francisco 49ers*****	38-23	.623
3.	New York Giants****	21-13	.618
4.	Washington Commanders***	22-17	.564
5.	Baltimore Ravens**	18-14	.563
	Pittsburgh Steelers*****	36-28	.563
7.	Green Bay Packers****	30-24	.556
	Las Vegas Raiders***	25-20	.556
9.	Dallas Cowboys****	36-31	.537
10.	Denver Broncos***	23-20	.535

* Number of Super Bowl Titles

POSTSEASON SUCCESS SINCE 2000

Baltimore has earned 18 postseason victories since 2000, tying (KC) for the NFL's third-most such wins since the turn of the century. Additionally, the Ravens' 32 playoff games since 2000 tie (GB) for the league's third most.

NFL POSTSEASON / SINCE 2000

PLAYOFF WINS			PLAYOFF GAMES		
Rk.	Team	Wins	Rk.	Team	Gms
1.	Patriots.....	30	1.	Patriots.....	42
2.	Eagles.....	20	2.	Eagles.....	35
3.	Ravens.....	18	3.	Ravens.....	32
	Chiefs.....	18		Packers.....	32
5.	Packers/Steelers.....	15	5.	Chiefs/Steelers.....	29

PLAYOFF DEFENSE SINCE 2000

DEFENSIVE POSTSEASON RANKS / SINCE 2000

POINTS ALLOWED PER GAME

1.	Baltimore.....	17.2
2.	Philadelphia.....	19.2
3.	Tampa Bay.....	20.4
4.	NY Giants.....	20.7
5.	Las Vegas.....	21.2

YARDS ALLOWED PER GAME

1.	Baltimore.....	286.4
2.	Carolina.....	303.7
3.	NY Giants.....	307.5
4.	Las Vegas.....	313.8
5.	Tampa Bay.....	319.2

YARDS ALLOWED PER PLAY

1.	Baltimore.....	4.5
2.	Las Vegas.....	4.6
3.	Carolina.....	4.8
4.	NY Giants.....	4.9
5.	Tampa Bay.....	5.0

RUSHING YPG ALLOWED

1.	Cleveland.....	85.0
2.	Baltimore.....	89.0
3.	Tampa Bay.....	89.9
4.	Pittsburgh.....	92.3
5.	Carolina.....	93.0

YARDS PER RUSH ALLOWED

1.	Baltimore.....	3.4
2.	Las Vegas.....	3.5
3.	Carolina.....	3.6
	Chicago.....	3.6
5.	Minnesota.....	3.7

PASSING YPG ALLOWED

1.	Miami.....	191.9
2.	Baltimore.....	197.4
3.	NY Giants.....	201.3
4.	Las Vegas.....	205.2
5.	Carolina.....	210.7

OPP. PASS YARDS PER ATT.

1.	NY Giants.....	6.02
2.	Baltimore.....	6.03
3.	Las Vegas.....	6.04
4.	Tampa Bay.....	6.48
5.	Houston.....	6.68

SACKS

1.	New England.....	101
2.	Green Bay.....	85
3.	Philadelphia.....	77
4.	Baltimore.....	75
5.	Pittsburgh.....	72

PASSER RATING ALLOWED

1.	Baltimore.....	68.8
2.	Carolina.....	72.1
3.	Las Vegas.....	75.5
4.	Houston.....	78.7
5.	NY Giants.....	80.5

OPP. FIRST DOWNS PER GAME

1.	Baltimore.....	17.8
2.	Philadelphia.....	18.6
3.	Carolina.....	18.7
	Pittsburgh.....	18.7
5.	LA Rams.....	18.8

DEFENSIVE 3RD-DOWN PCT.

1.	Las Vegas.....	33.1
2.	Carolina.....	34.4
	LA Rams.....	34.4
4.	Baltimore.....	36.4
	Houston.....	36.4

TAKEAWAYS

1.	New England.....	68
2.	Baltimore.....	66
3.	Philadelphia.....	55
4.	Pittsburgh.....	44
5.	Green Bay.....	43

DEFENSIVE TDs

1.	Baltimore.....	6
	Green Bay.....	6
	LA Rams.....	6
4.	New England.....	5
	Philadelphia.....	5

PASSES DEFENSED

1.	New England.....	218
2.	Philadelphia.....	183
3.	Baltimore.....	166
4.	Green Bay.....	154
5.	Kansas City.....	139

RAVENS PLAYOFF RANKS SINCE 2000: MARGINS

TURNOVER MARGIN

— 2 —
+13

POINTS MARGIN

— 3 —
+132

YARDS MARGIN

— 2 —
+905

RAVENS WINNING WAYS

TOP FRANCHISES / SINCE 2000

TOTAL WINS

1. New England Patriots.....	300
2. Pittsburgh Steelers	270
3. Green Bay Packers	266
4. Baltimore Ravens.....	262
Philadelphia Eagles	262
6. Indianapolis Colts.....	251

SUPER BOWL BERTHS

1. New England Patriots.....	9
2. Kansas City Chiefs	5
3. Philadelphia Eagles	4
4. LAR, NYG, Pit., Sea., SF	3
9. Baltimore Ravens	2
Car., Den., Ind., TB	2

SUPER BOWL TITLES

1. New England Patriots.....	6
2. Kansas City Chiefs	3
3. Baltimore Ravens	2
NYG, Phi., Pit., TB	2
8. Den., GB, Ind., LAR	1
NO., Sea.	1

CONFERENCE TITLE GAMES

1. New England Patriots.....	13
2. Philadelphia Eagles	8
3. Kansas City Chiefs	7
San Francisco 49ers	7
5. Green Bay, Pittsburgh	6
7. Baltimore Ravens.....	5

WINNING SEASONS

1. New England, Pittsburgh....	20
3. Green Bay Packers	19
4. Baltimore Ravens.....	18
Philadelphia, Seattle	18
7. Indianapolis Colts.....	17

PLAYOFF BERTHS

1. Green Bay, New England	18
3. Philadelphia Eagles	17
4. Baltimore Ravens.....	16
Pittsburgh Steelers	16
6. Indianapolis, Seattle.....	15

PLAYOFF GAMES

1. New England Patriots.....	42
2. Philadelphia Eagles	35
3. Baltimore Ravens.....	32
Green Bay Packers	32
5. Kansas City, Pittsburgh	29

PLAYOFF WINS

1. New England Patriots.....	30
2. Philadelphia Eagles	20
3. Baltimore Ravens.....	18
Kansas City Chiefs	18
5. Green Bay, Pittsburgh	15

TWO-TIME SUPER BOWL CHAMPIONS



In a magnificent effort showcasing thrilling performances by their defense, offense and special teams units, the Baltimore Ravens won Super Bowl XXXV with a 34-7 victory over the New York Giants. Allowing the Giants a meager 152 total net yards, New York's attack crossed midfield just twice, while Baltimore's "D" posted 4 INTs. LB Ray Lewis was named the game's MVP, capping an accolade-filled season in which he was also tabbed the NFL's Defensive Player of the Year.



Baltimore defeated San Francisco, 34-31, in Super Bowl XLVII, capturing the franchise's second World Championship. After an amazing first-half performance, the Ravens took a commanding 28-6 lead. But following a bizarre, 34-minute power outage that halted play, the 49ers stormed back into contention. Clinging to a 34-29 edge late in the game, the Ravens stood firm on a pivotal goal-line stand, jamming SF on four-straight plays inside the 7-yard line. QB Joe Flacco was named the game's MVP.

PLAYOFF WINNING PERCENTAGE - SUPER BOWL ERA / SINCE 1966 -

Rank	Team	Record	Pct.
1.	New England Patriots*****	36-21	.632
2.	San Francisco 49ers*****	38-23	.623
3.	New York Giants****	21-13	.618
4.	Washington Commanders***	22-17	.564
5.	Baltimore Ravens**	18-14	.563
	Pittsburgh Steelers*****	36-28	.563
7.	Green Bay Packers****	30-24	.556
	Las Vegas Raiders***	25-20	.556
9.	Dallas Cowboys*****	36-31	.537
10.	Denver Broncos***	23-20	.535

*Number of Super Bowl Titles

JOHN HARBAUGH ERA (SINCE 2008)

PLAYOFF BERTHS

1. Green Bay Packers	13
2. Baltimore Ravens.....	12
Kansas City Chiefs	12
New England Patriots.....	12
5. Philadelphia Eagles	11
Pittsburgh Steelers	11
7. Seattle Seahawks	10
8. Cincinnati Bengals	8
Hou., Ind., Min., NO	8

TOTAL WINS

1. New England Patriots.....	195
2. Kansas City Chiefs	186
3. Baltimore Ravens.....	185
Green Bay Packers	185
5. Pittsburgh Steelers	181
6. New Orleans Saints	171
Philadelphia Eagles	171
8. Seattle Seahawks	166
9. Dallas Cowboys.....	159

PLAYOFF WINS

1. Kansas City Chiefs	18
2. New England Patriots.....	16
3. Baltimore Ravens.....	13
San Francisco 49ers	13
5. Green Bay, Philadelphia.....	12

PLAYOFF GAMES

1. Kansas City Chiefs	27
2. New England Patriots.....	25
3. Baltimore Ravens.....	24
Green Bay Packers	24
5. Philadelphia Eagles	21

CONFERENCE TITLE GAMES

1. New England Patriots.....	8
2. Kansas City Chiefs	7
San Francisco 49ers	7
4. Green Bay Packers	5
5. Baltimore Ravens.....	4
Philadelphia Eagles	4

PLAYOFF ROAD WINS

1. Baltimore Ravens.....	8
2. Green Bay Packers	6
3. San Francisco 49ers	5
4. New York Jets	4
5. Cin., KC, LAR, NYG	3
Phi., Sea., TB, Ten.	3

REG. SEASON WINS

1. New England Patriots.....	179
2. Green Bay Packers	173
Pittsburgh Steelers	173
4. Baltimore Ravens.....	172
5. Kansas City Chiefs	168
6. New Orleans Saints	163
7. Philadelphia Eagles	159

REG. SEASON HOME WINS

1. Green Bay Packers	102
2. Baltimore Ravens.....	99
3. New England Patriots.....	98
4. Pittsburgh Steelers	95
5. Minnesota Vikings	91
6. New Orleans Saints	88
7. Kansas City Chiefs	87

SUPER BOWL SUCCESS

The Ravens are one of seven franchises (also KC, NE, NYG, Phi., Pit. & TB) to win multiple Super Bowls since 2000.

HEAD COACH JOHN HARBAUGH



JOHN HARBAUGH 
17TH SEASON AS RAVENS HEAD COACH

 "John Harbaugh is one of the best coaches." (Jim Nantz: "Hall of Fame.")
"No question. He's a Top 10 all-time [coach] for me. He's one of the rare coaches who knows all three phases; he just has a great pulse. That's why this team is in it every year, and then when you give him some of the guys he has now, this team can win the Super Bowl."
- CBS Analyst Tony Romo on John Harbaugh

RECORDS (2008-24)

- Overall Career Record185-115
- Regular Season Record... 172-104
- at Home 99-39
- on Road 73-65
- vs. AFC123-81
- vs. AFC North 60-42
- vs. NFC 49-23
- Playoff Record 13-11
- Home Playoff Games..... 4-3
- Road Playoff Games 8-8
- Super Bowl Record..... 1-0
- Preseason Record 45-16



ALL-TIME RAVENS COACHING RECORDS

John Harbaugh is the third head coach in Baltimore Ravens history. He is the franchise's all-time winningest coach (185 total victories), 13 of which have come in the playoffs.

Coach	Seasons	Reg. Season	Playoffs	Total
John Harbaugh	2008-24	172-104	13-11	185-115
Brian Billick	1997-2007	80-64	5-3	85-67
Ted Marchibroda	1996-98	16-31-1	n/a	16-31-1

HARBAUGH FAST FACTS

John Harbaugh has led the Ravens to a playoff berth in 12 (2008-12, 2014, 2018-20 & 2022-24) of his 17 seasons at the helm, and in 2012, captured the franchise's second Super Bowl title. In 2019, Coach Harbaugh became the first Ravens coach ever to win the Associated Press NFL Coach of the Year Award. He was also a finalist for the award in 2023

✗ Harbaugh owns the most road playoff wins (eight) by a head coach in NFL history. Tom Landry (Dal.) and Tom Coughlin (Jax./NYG) are second with seven each.

✗ Under Harbaugh, Baltimore (12) is one of four teams (GB - 13, KC - 12 & NE - 12) to earn a playoff berth in at least 12 of the past 17 seasons. Baltimore (6) is also one of four teams (KC - 7, Buf. - 6 & Phi. - 6) to make the playoffs in at least six of the past seven seasons (2018-24).

✗ In 2019, the Ravens posted a franchise-best 14-2 record. Baltimore won a team-record 12 straight games to close out the regular season, earning its first-ever No. 1 playoff seed.

✗ Coach Harbaugh has led the Ravens to six AFC North Division titles (2011-12, 2018-19 & 2023-24).

✗ The Ravens' 13 playoff wins since 2008 tie (SF) for the NFL's third most (KC - 18 is first & NE - 16 is second).

✗ Under "Harbs," the Ravens have secured an appearance in four AFC Championship games (2008, 2011, 2012 & 2023).

✗ "Harbs" is the only head coach in NFL history to win a playoff game in each of his first five seasons. No other NFL coach has won a playoff game in each of their first four seasons at the helm.

✗ John and his brother, Jim (while with the 49ers), are the only head coaches to advance to three conference title games in the first five years as NFL bosses.

✗ Harbaugh is the only coach in NFL history to win a playoff game in six of the first seven seasons of a coaching career.

✗ In 2012, Harbaugh became the third coach (with Bill Cowher & Chuck Knox) since the 1970 merger to guide his team to the playoffs in each of his first five NFL seasons as a head coach.

✗ With the Ravens' 2014 playoff berth, Harbaugh became one of eight coaches in NFL history to make the postseason in six of their first seven seasons coaching.

RAVENS UNDER HARBAUGH: SINCE 2008

4

AFC TITLE GAMES
3RD MOST

8

ROAD PLAYOFF WINS
NFL'S MOST
(MOST EVER BY AN NFL HC)

12

PLAYOFF BERTHS
2ND MOST
TIED, KC & NE

13

PLAYOFF WINS
3RD MOST
TIED, SF

99

WINS AT HOME
2ND MOST

185

TOTAL VICTORIES
3RD MOST
TIED, GB

HEAD COACH JOHN HARBAUGH

2024 HEAD COACH WINNING PERCENTAGES

John Harbaugh owns the third-best career winning percentage (.617, tied) among 2024 NFL head coaches (minimum 100 games), compiling a strong 185-115 record (reg + post).

2024 HEAD COACHES / CAREER WINNING PERCENTAGE

(TOTALS INCLUDE REGULAR SEASON & PLAYOFF GAMES / MIN. 100 GAMES)

Rank	Coach	Teams	Seasons	Record	Pct.
1.	Andy Reid	Phi./KC	1999-2012/2013-24	301-163-1	.648
2.	Sean McDermott	Buf.	2017-24	93-52	.641
3.	John Harbaugh	Bal.	2008-24	185-115	.617
	Mike Tomlin	Pit.	2007-24	191-118-2	.617
5.	Sean Payton	NO/Den.	2006-11, 2013-21/2023-24	179-114	.611
6.	Sean McVay	LAR	2017-24	88-57	.607
7.	Mike McCarthy	GB/Dal.	2006-18/2020-24	185-123-2	.600

Ravens head coach John Harbaugh is one of five coaches in NFL history to lead his team(s) to the playoffs at least 12 times over his first 17 seasons at the helm.

HEAD COACHES WITH 12+ PLAYOFF BERTHS

– FIRST 17 SEASONS AS HC –

Coach	Berths
John Harbaugh	12
Pete Carroll	12
Bud Grant	12
Mike Holmgren	12
Mike McCarthy	12

COACH HARBAUGH'S CAREER STOPS

Team	Position	Years
Baltimore Ravens	Head Coach	2008-24
Philadelphia Eagles	Secondary	2007
Philadelphia Eagles	Special Teams Coordinator	1998-2006
Indiana University	DBs / Special Teams Coord.	1997
University of Cincinnati	Assistant Head Coach	1995-96
University of Cincinnati	TEs / OLBs / RBs / Special Teams	1989-94
Morehead State	DBs / ST Coord. / S&C Coach	1988
University of Pittsburgh	Tight Ends	1987
Western Michigan	Graduate Assistant	1984-86

HARBS' RAVENS TENURE

Year	Record	Playoffs (Result)
2024	13-6	1-1 (Advanced to AFC Divisional)
2023	13-4	1-1 (Advanced to AFC Championship)
2022	10-7	0-1 (Advanced to Wild Card Round)
2021	8-9	No Playoff Berth
2020	11-5	1-1 (Advanced to Divisional Round)
2019	14-2	0-1 (No. 1 Seed / Advanced to Divisional Round)
2018	10-6	0-1 (Advanced to Wild Card Round)
2017	9-7	No Playoff Berth
2016	8-8	No Playoff Berth
2015	5-11	No Playoff Berth
2014	10-6	1-1 (Advanced to Divisional Round)
2013	8-8	No Playoff Berth
2012	10-6	4-0 (Won Super Bowl XLVII)
2011	12-4	1-1 (Advanced to AFC Championship)
2010	12-4	1-1 (Advanced to Divisional Round)
2009	9-7	1-1 (Advanced to Divisional Round)
2008	11-5	2-1 (Advanced to AFC Championship)

PLAYOFF WINS / FIRST 17 SEASONS AS HEAD COACH

Rk.	Coach (Teams)	Wins
1.	Bill Belichick (NE)	17
	Joe Gibbs (Was.)	17
3.	Chuck Noll (Pit.)	15
4.	John Harbaugh (Bal.)	13
	Mike Holmgren (GB/Sea.)	13



2024 LONGEST-TENURED HEAD COACHES

Rk.	Coach (Team)	Seasons at the Helm
1.	Mike Tomlin (Steelers)	18
2.	John Harbaugh (Ravens)	17
3.	Andy Reid (Chiefs)	12
4.	Sean McDermott (Bills)	8
	Sean McVay (Rams)	8
	Kyle Shanahan (49ers)	8

HARBS' REGULAR SEASON TRENDS

• September	37-20
• October	36-30
• November	48-20
• December	46-27
• January	5-7
• Leading at halftime	139-31
• Leading after 3 quarters	150-26
• When scoring first	124-42
• Positive or even turnover ratio	138-45
• Scoring 20 or more points	147-49
• Scoring 30 or more points	76-8
• Totalling 350 or more net yards	104-44
• Rushing for 150 or more yards	79-23
• Holding opponent under 250 net yards	56-7
• Holding opponent under 21 points	134-24

POINTS, YARDS & TOs MARGINS

Since 2008, the Ravens are the only team to rank Top 5 in three key margin categories: points, yards and turnovers.

NFL MARGINS / SINCE 2008

POINTS		YARDS		TURNOVERS		
Team	Margin	Team	Margin	Team	Margin	
Patriots	+1,806	Ravens ... +10,099	Saints	+8,942	Patriots	+149
Ravens +1,546		Saints	+8,942	Packers	+139	
Packers	+1,213	Eagles	+8,635	Seahawks	+77	
Saints	+1,129	Steelers	+8,487	Ravens +68		
Steelers	+860	Cowboys	+6,768	Chiefs	+68	

HEAD COACH JOHN HARBAUGH

HARBAUGH COACHING ACADEMY



The Harbaugh coaching family (Jack, John, Jim and Tom Crean) debuted their Harbaugh Coaching Academy (HCA) in 2024. The four men and their team of proven leaders joined together to help make a difference in the lives of athletes by way of the coaches who lead them. The academy starts by supporting coaches, teachers, instructors and even parents with the resources to bring out the best in their players both on and off the field. From tactical instruction and leadership skills to inspirational stories and the importance of mental health, HCA provides expert-backed content – filled with unique insights and techniques – to help improve team performance and change young lives for the better. For more information, please visit: <https://harbaughcoachingacademy.org/>.

A PROVEN WINNER

ALL-TIME WINS BY NFL HEAD COACH

- REG. + POST. -

Rk	Coach	Wins
1.	Don Shula	347
2.	Bill Belichick	333
3.	George Halas	324
4.	Andy Reid	301
5.	Tom Landry	270
6.	Curly Lambeau	229
7.	Chuck Noll	209
8.	Marty Shottenheimer	205
9.	Dan Reeves	201
10.	Chuck Knox	193
11.	Mike Tomlin	191
12.	John Harbaugh	185
	Mike McCarthy	185
14.	Bill Parcells	183
15.	Tom Coughlin	182
16.	Pete Carroll	181
17.	Sean Payton	179
18.	Jeff Fisher	178
	Mike Shanahan	178
20.	Mike Holmgren	174
21.	Joe Gibbs	171
22.	Paul Brown	170
23.	Bud Grant	168
24.	Bill Cowher	161
25.	Marv Levy	154

Bold indicates active head coach

ALL-TIME WINS BY NFL HEAD COACH

- REGULAR SEASON -

Rk	Coach	Wins
1.	Don Shula	328
2.	George Halas	318
3.	Bill Belichick	302
4.	Andy Reid	273
5.	Tom Landry	250
6.	Curly Lambeau	226
7.	Marty Shottenheimer	200
8.	Chuck Noll	193
9.	Dan Reeves	190
10.	Chuck Knox	186
11.	Mike Tomlin	183
12.	Mike McCarthy	174
13.	Jeff Fisher	173
14.	John Harbaugh	172
	Bill Parcells	172
16.	Pete Carroll	170
	Tom Coughlin	170
	Sean Payton	170
	Mike Shanahan	170
20.	Paul Brown	166
21.	Mike Holmgren	161
22.	Bud Grant	158
23.	Joe Gibbs	154
24.	Steve Owen	151
25.	Bill Cowher	149

Bold indicates active head coach

BEST WIN PCT. BY NFL HEAD COACH

- REG. SEASON / 250+ GAMES -

Rk	Coach	Win Pct.
1.	George Halas682
2.	Don Shula677
3.	Andy Reid651
4.	Bill Belichick647
5.	Curly Lambeau631
6.	Mike Tomlin630
7.	Paul Brown624
8.	John Harbaugh623
9.	Bud Grant621
10.	Sean Payton618
11.	Marty Shottenheimer613
12.	Mike McCarthy608
13.	Tom Landry607
14.	Steve Owen602
15.	Mike Holmgren592

Bold indicates active head coach


MOST PLAYOFF WINS BY NFL HEAD COACH

- NFL HISTORY -

Rk	Coach	Wins
1.	Bill Belichick	31
2.	Andy Reid	28
3.	Tom Landry	20
4.	Don Shula	19
5.	Joe Gibbs	17
6.	Chuck Noll	16
7.	John Harbaugh	13
	Mike Holmgren	13
9.	Tom Coughlin	12
	Bill Cowher	12
11.	Mike McCarthy	11
	Pete Carroll	11
	Bill Parcells	11
	Dan Reeves	11
	Marv Levy	11

Bold indicates active head coach

300 RAVENS GAMES FOR HARBAUGH



In the 2024 Divisional playoff at Buffalo, John Harbaugh became the eighth head coach in NFL history with 300 games (reg. + post.) as the head man for one team, joining George Halas (Chicago - 506), Tom Landry (Dallas - 454), Bill Belichick (New England - 429), Don Shula (Miami - 423), Chuck Noll (Pittsburgh - 366), Curly Lambeau (Green Bay - 339) & Mike Tomlin (Pittsburgh - 311).

RAVENS DEFENSIVE NOTES



ZACH ORR

1ST SEASON AS RAVENS DEFENSIVE COORDINATOR

"The guys are going to play with their hair on fire, and they're going to play together – I know that. Zach understands what it looks like in Baltimore, and he connects with the players better than anyone I've ever been around."

- Former Ravens defensive coordinator and current Seahawks head coach Mike Macdonald on Zach Orr

ORR'S CAREER STOPS

Team	Position	Years
Baltimore Ravens	Defensive Coordinator	2024
Baltimore Ravens	Inside Linebackers	2022-23
Jacksonville Jaguars	Outside Linebackers	2021
Baltimore Ravens	Coaching Analyst	2019-20
Baltimore Ravens	Coaching & Personnel Assistant	2017-18

TOP 2 DEFENSIVE RANKINGS UNDER "HARBS"

RAVENS DEFENSIVE RANKS SINCE 2008

1 POINTS ALLOWED PER GAME 19.1	1 THIRD-DOWN DEFENSE 36.1	1 RUSHING YARDS ALLOWED PER GAME 96.0
1 RED ZONE DEFENSE 48.2	2 TOTAL YARDS ALLOWED PER GAME 318.6	2 OPPONENT PASSER RATING 82.0

BALTIMORE'S TOP 3 "RUSH D" RANKS IN 2024

RUSH YARDS ALLOWED PER GAME	OPP. RUSHING YARDS PER CARRY
1. Baltimore.....80.1	1. Baltimore..... 3.6
2. Minnesota 93.4	2. Denver 3.9
3. Denver 96.4	3. Green Bay 4.0
OPP. RUSHING FIRST DOWNS	OPP. YDS POST CONTACT PER RUSH
1. Baltimore..... 69	1. Baltimore..... 2.88
2. Denver 82	2. Denver 3.42
3. Minnesota 83	3. Detroit 3.53
OPP. RUSHES OF 10+ YARDS	OPP. RUSHES OF 25+ YARDS
1. Baltimore..... 25	1. Baltimore..... 1
2. Tampa Bay 37	2. Minnesota 3
3. Minnesota 39	3. Four Teams..... 4

BALTIMORE'S TOP PASS RUSH RANKS IN 2024

DEFENSIVE SACKS	DEFENSIVE QB HITS
1. Denver 63	1. Denver 134
2. Baltimore..... 54	2. Baltimore..... 115
3. Dallas 52	3. Minnesota 112
4. Houston 49	4. Tampa Bay 111
Minnesota 49	5. Kansas City 109

MOST SACKS / RAVENS HISTORY

Baltimore notched the league's second-most sacks (54) and QB hits (115) in 2024, finishing as the only team to register multiple sacks in all 17 games. The Ravens' 54 sacks stand as the third-best figure in franchise single-season history.

SINGLE-SEASON SACKS / RAVENS HISTORY

1. 2023 Season 60
2006 Season 60
3. 2024 Season 54

Baltimore's 55 straight games with at least 1 sack and 20 straight games with multiple sacks each mark the league's longest active streaks.

HISTORIC TRIPLE THREAT

In 2023, Baltimore's defense became the first unit in NFL history to lead the league in points allowed (16.5 ppg), sacks (60, tying 2006 for a franchise record) and takeaways (31, tied with NYG).

2023 DEFENSIVE RANKS


SCORING	SACKS	TAKEAWAYS
Baltimore 16.5	Baltimore 60	Baltimore 31
Kansas City 17.3	Kansas City 57	NY Giants 31
San Francisco 17.5	Miami 56	Buffalo 30

DEFENSIVE FAST FACTS

- Under John Harbaugh, the Ravens have posted a Top 5 scoring defense in 10 of his 17 seasons at the helm, including the No. 1 unit (16.5 ppg allowed) in 2023.
- Additionally, Baltimore has boasted 13 Top 10 defenses (yards allowed per game) with Harbaugh as head coach, including the No. 6 unit (301.4) in 2023 and the No. 10 unit (324.2) in 2024.
- The Ravens have also had 10 Top 10 red zone defenses during Harbaugh's tenure as head coach, including the No. 2 unit (40.8%) in 2023.
- During Harbaugh's 17 seasons as head coach, Baltimore's defense has ranked in the Top 10 in third-down defense on 11 occasions, including the No. 7 mark (36.4%) in 2023.

Since the Ravens' 1996 inception, their 14 shutouts mark the league's second most, trailing only New England (15).

RAVENS OFFENSIVE NOTES



TODD MONKEN

2ND SEASON AS RAVENS OFFENSIVE COORDINATOR

"The toughest thing about the Baltimore offense is its combination of power and speed; I think it's unlike any other team in the league. ... If you have too many slow guys out there, you have trouble with their speed. If you have too many little guys out there, you have trouble with their power. I think they're a really hard team to match up against."

- Bill Belichick on the Ravens offense

BALTIMORE'S HISTORIC 2024 OFFENSE

- ✗ With 4,035 passing yards and 3,189 rushing yards, Baltimore became the first team in NFL history with 4,000 yards through the air and 3,000 yards on the ground in a single season.
- ✗ Baltimore's franchise-record 7,224 total yards of offense are the third most in NFL single-season history, trailing only the 2011 Saints (7,474) and 2013 Broncos (7,317).
- ✗ Baltimore (41 & 21) became the first team in NFL single-season history to score 40+ passing TDs & 20+ rushing TDs.
- ✗ Baltimore's league-best 6.85 yards per play in 2024 stands as the third-highest single-season average in NFL history, trailing only the 2000 Rams (6.98) and 1954 Rams (6.89).
- ✗ Baltimore's 5.76 yards-per-rush average is the best mark in NFL single-season history (1963 Browns at 5.74 are No. 2).
- ✗ The Ravens scored 65 total TDs (41 pass, 21 rush, 2 INT returns & 1 own FR), besting the previous franchise mark of 64 from their 2019 campaign.

CHART TALK: RAVENS OFFENSE

BALTIMORE'S TOP 3 OFFENSIVE RANKS IN 2024

OFF. POINTS SCORED PER GAME

1. Detroit32.4
2. Buffalo29.5
3. Baltimore.....29.3

YARDS PER PLAY

1. Baltimore.....6.8
2. San Francisco..... 6.2
3. Detroit 6.2

THIRD-DOWN EFFICIENCY

1. Tampa Bay 50.9
2. Kansas City..... 48.5
3. Baltimore.....48.2

NET YARDS GAINED / PASS ATT.

1. Baltimore.....8.5
2. Detroit8.1
3. Green Bay.....7.9

TOTALYARDS PER GAME

1. Baltimore.....424.9
2. Detroit409.5
3. Tampa Bay399.6

RUSHING YARDS PER GAME

1. Baltimore..... 187.6
2. Philadelphia..... 179.3
3. Washington 154.1

RED ZONE TD EFFICIENCY

1. Baltimore.....74.2
2. Buffalo71.6
3. Detroit69.4

PLAYS OF 20+ YARDS

1. Baltimore..... 85
2. San Francisco.....79
3. Detroit76

RUSHING FAST FACTS: HARBAUGH ERA

- The Ravens' 3,296 rushing yards in 2019 marked the most ever in a 16-game NFL season, while their 3,071-yard rushing output in 2020 marked the third most ever recorded in such seasons.
- During the John Harbaugh Era (since 2008), Baltimore has rushed for at least 100 rushing yards in an NFL-high 199 games. The Ravens' 142 outings with at least 125 rushing yards, 102 with at least 150 rushing yards, 46 with at least 200 rushing yards and 18 with at least 250 also each mark the NFL's most.
- During the John Harbaugh Era (since 2008), Baltimore is 79-23 when rushing for at least 150 yards, 41-5 when rushing for at least 200 yards and 17-1 when reaching 250 rushing yards.

100+ RUSH YARDS / ALL-TIME STREAKS

Rk.	Team	Consecutive Games	Year Range
1.	Baltimore Ravens	43	2018-21
	Pittsburgh Steelers	43	1974-77
3.	Baltimore Ravens	42	2022-24
4.	Detroit Lions	38	1935-39
5.	Buffalo Bills	37	1973-76

MONKEN'S COACHING BACKGROUND

Team	Position	Years
Baltimore Ravens	Offensive Coordinator	2023-24
Georgia	Offensive Coordinator/QBs	2020-22
Cleveland Browns	Offensive Coordinator	2019
Tampa Bay Buccaneers	Offensive Coordinator	2018
Tampa Bay Buccaneers	Offensive Coordinator/WRs	2016-17
Southern Miss	Head Coach	2013-15
Oklahoma State	Offensive Coordinator/QBs	2011-12
Jacksonville Jaguars	Wide Receivers	2007-2010
LSU	Pass Game Coordinator/WRs	2005-06
Oklahoma State	Pass Game Coordinator/WRs	2002-04
Louisiana Tech	Wide Receivers	2001
Louisiana Tech	Running Backs, Wide Receivers	2000
Eastern Michigan	Offensive Coordinator/QBs	1998-99
Eastern Michigan	Defensive Backs/Wide Receivers	1993-97
Notre Dame	Graduate Assistant	1991-92
Grand Valley State	Graduate Assistant	1989-90

OFFENSIVE RANKINGS UNDER MONKEN

RAVENS NFL OFFENSIVE RANKS FROM 2023-24

1	1	1
RED ZONE TD PCT. - 67.9	RUSHING YARDS PER GAME - 172.1	PASSER RATING - 110.8
2	2	2
OFFENSIVE POINTS PER GAME - 28.4	YARDS PER PLAY - 6.3	TOTAL YARDS PER GAME - 397.6

RAVENS SPECIAL TEAMS NOTES



CHRIS HORTON

6TH SEASON LEADING
BALTIMORE'S SPECIAL TEAMS

"Special teams coordinators have unique roles within NFL teams. They work closely with the entire roster and play a critical part in roster management and gameday activations. John Harbaugh, a former special teams coordinator, has entrusted Horton with the Ravens' long-standing reputation for special teams dominance, and Horton has delivered."

- NFL Insider Ari Meirov on Chris Horton

A RICH HISTORY OF SPECIAL TEAMS

Following the retirement of longtime ST coordinator Jerry Rosburg in 2019, Chris Horton took over as the special teams coach. Horton, who served as Rosburg's assistant for three seasons (2016-18), leads the standout special teams battery.

SEVEN PRO BOWL SPECIALISTS

• Seven Ravens specialists have earned 17 combined Pro Bowl honors during the John Harbaugh Era (since 2008): ST Brendon Ayanbadejo (2008), K Billy Cundiff (2010), RS Devin Duvernay (2021-22), RS Jacoby Jones (2012), K Justin Tucker (2013, 2016 & 2019-23), LS Morgan Cox (2015-16 & 2019-20) and P Sam Koch (2015).

PRIME KICKER & PUNTER

• Seven-time Pro Bowl K Justin Tucker, who the Ravens signed as a rookie free agent, owns the league's most FGM (417) since entering the NFL in 2012. With an 89.1% career success mark, "Tuck" is the most accurate kicker (min. 100 att.) in league history (417-of-468 on FGAs) and the Ravens' all-time leading scorer (1,775). In 2023, P Jordan Stout averaged a franchise-record 47.8 gross yards per punt, while pinning 28 inside the 20-yard line, with only 5 touchbacks.

RAVENS' RETURN MEN SOAR

• Dating back to 2011, seven different Ravens have returned punts for touchdowns: WR Michael Campanaro, WR Kaelin Clay, WR Tandon Doss, CB Cyrus Jones, WR Jacoby Jones, WR Tylan Wallace and DB Lardarius Webb.

WALLACE'S HISTORIC PUNT RETURN TD

• On 12/10/23 (vs. LAR), WR Tylan Wallace posted 3 PRs for 95 yards, including a game-winning 76-yard TD in OT, en route to earning AFC Special Teams Player of the Week honors. It marked the NFL's fourth-ever PR-TD in OT and Baltimore's first walk-off return since S Will Hill's 64-yard blocked FGA return at Cle. (11/30/15) as time expired in the fourth quarter.

NO. 1 KOR AVERAGE UNDER HARBAUGH

Since 2008, when John Harbaugh became the Ravens' head coach, Baltimore owns the NFL's No. 1 KOR average (24.8).

NFL KICKOFF RETURN AVERAGE

(SINCE 2008 / HARBAUGH'S BALTIMORE TENURE)

Rk.	Team	KOR	Yards	Avg.	Long	TDs
1.	Baltimore	628	15,602	24.8	108t	9
2.	Minnesota	671	16,451	24.5	109t	13
3.	NY Jets	755	18,081	23.9	107t	9

BALTIMORE HAS BEEN SPECIAL IN THIS PHASE

BALTIMORE'S TOP ST RANKS UNDER HORTON

(SINCE 2019)

YARDS PER PUNT RETURN

1.	Detroit	11.4
2.	Baltimore	11.1
	Denver	11.1
4.	New England	10.8
5.	New Orleans	10.4

PUNT RETURNS OF 20+ YARDS

1.	New England	23
2.	Denver	21
3.	Kansas City	20
4.	Baltimore	19
	Buffalo	19

OPP. YARDS PER KICKOFF RETURN

1.	Houston	21.3
2.	Buffalo	21.5
3.	Arizona	21.6
5.	NY Jets	21.7
6.	Baltimore	22.0

STARTING FIELD POSITION MARGIN

1.	New Orleans	+3.4
2.	Buffalo	+2.8
3.	Seattle	+2.3
4.	Baltimore	+2.0
	Detroit	+2.0

BALTIMORE BLOCK PARTY

BLOCKED KICKS / SINCE 2014


Rk.	Team	Blocks
1.	New England	23
	Philadelphia	23
3.	Denver	21
4.	Cleveland	20
	Pittsburgh	20
6.	Baltimore	19
	LA Rams	19
	Miami	19

RAVENS' 19 BLOCKS (SINCE 2014): BREAKDOWN

Total Blocks	19	1st Qtr.	4	When Losing	9
FG Blocks	13	2nd Qtr.	3	When Winning	8
PAT Blocks	3	3rd Qtr.	3	When Tied	2
Punt Blocks	3	4th Qtr.	9	Record	15-4

In 2022, special teams coordinator Chris Horton participated in the NFL's inaugural Coach and Front Office Accelerator program.

RAVENS PERSONNEL NOTES



ERIC DeCOSTA

29TH SEASON WITH RAVENS
6TH AS EXECUTIVE VICE PRESIDENT & GM

"Integrity is important to me. Passion for the game is important to me. Work ethic, dependability, growth mindset and grit all factor in. Anyone can watch tape and assess how good a player can catch a football or bend his knees or make a tackle in space or block somebody. But to me, the secret sauce is really knowing the person behind the tape."

- EVP & GM Eric DeCosta on what he values in a prospect

HOMEGROWN PRO BOWLERS

RAVENS HOMEGROWN PRO BOWLERS (36)

(SINCE 1996 INCEPTION)

Drafted (Rd.)	Name	Pro Bowls
1996 (1st)	LB Ray Lewis	13
1996 (1st)	T Jonathan Ogden	11
2002 (1st)	S Ed Reed	9
2007 (3rd)	G Marshal Yanda	8
2003 (1st)	OLB Terrell Suggs	7
2012 (RFA)	K Justin Tucker #	7
2006 (1st)	DT Haloti Ngata	5
2017 (RFA)	FB Patrick Ricard #	5
1997 (1st)	OLB Peter Boulware	4
2010 (RFA)	LS Morgan Cox #	4
2017 (1st)	CB Marlon Humphrey	4
2018 (1st)	QB Lamar Jackson	4
2014 (1st)	LB C.J. Mosley	4
2018 (3rd)	TE Mark Andrews	3
1999 (1st)	CB Chris McAlister	3
2008 (2nd)	RB Ray Rice	3
2020 (3rd)	WR/RS Devin Duvernay	2
2018 (3rd)	T Orlando Brown Jr.	2
2022 (1st)	S Kyle Hamilton	2
2001 (1st)	TE Todd Heap	2
2016 (5th)	OLB Matthew Judon	2
1996 (5th)	WR/RS Jermaine Lewis	2
2022 (1st)	C Tyler Linderbaum	2
2020 (3rd)	DT Nnamdi Madubuike	2
2007 (4th)	FB Le'Ron McClain	2
2000 (6th)	OLB Adalius Thomas	2
2016 (1st)	T Ronnie Stanley	2
2023 (1st)	WR Zay Flowers	1
2007 (1st)	G Ben Grubbs	1
2020 (RFA)	QB Tyler Huntley #	1
2013 (4th)	FB Kyle Juszczyk	1
2006 (6th)	P Sam Koch	1
2000 (1st)	RB Jamal Lewis	1
2020 (1st)	LB Patrick Queen	1
2002 (RFA)	LB Bart Scott #	1
2013 (3rd)	DT Brandon Williams	1

Undrafted Rookie Free Agent

Bold Indicates 2024 Pro Bowler

FIRST-ROUND FINDS

There have been 78 combined Pro Bowls earned by the 32 Ravens tabbed in the first round from 1996-24. These selections have also earned multiple POTY Awards, two NFL MVP honors, two Super Bowl MVPs and three HOF inductions.

RAVENS ALL-TIME FIRST-ROUND DRAFT PICKS

Year	Name	Pick	Pro Bowls
1996	T Jonathan Ogden * -	4	11
1996	LB Ray Lewis + + ~ -	26	13
1997	LB Peter Boulware *	4	4
1998	CB Duane Starks	10	
1999	CB Chris McAlister	10	3
2000	RB Jamal Lewis * =	5	1
2000	WR Travis Taylor	10	
2001	TE Todd Heap	31	2
2002	S Ed Reed * + -	24	9
2003	OLB Terrell Suggs * +	10	7
2003	QB Kyle Boller	19	
2005	WR Mark Clayton *	22	
2006	DT Haloti Ngata *	12	5
2007	G Ben Grubbs *	29	2
2008	QB Joe Flacco ^ ~	18	
2009	T Michael Oher *	23	
2011	CB Jimmy Smith	27	
2013	S Matt Elam	32	
2014	LB C.J. Mosley *	17	5
2015	WR Breshad Perriman	26	
2016	T Ronnie Stanley	6	2
2017	CB Marlon Humphrey	16	4
2018	TE Hayden Hurst	25	
2018	QB Lamar Jackson %	32	4
2019	WR Marquise Brown	25	
2020	ILB Patrick Queen *	28	1
2021	WR Rashod Bateman	27	
2021	OLB Odafe Oweh *	31	
2022	S Kyle Hamilton *	14	2
2022	C Tyler Linderbaum *	25	2
2023	WR Zay Flowers	22	1
2024	CB Nate Wiggins	30	

% NFL MVP ~ Super Bowl MVP + Defensive Player of the Year
= Offensive Player of the Year - Pro Football Hall of Fame
* All-Rookie Team ^ NFL Rookie of the Year (Fan Vote)

FIRST-ROUND PRO BOWLERS

18

The Ravens' 18 first-round selections who've earned Pro Bowl honors since 1996 rank No. 1 in the NFL. The Jets rank second with 17, while the Cowboys & Commanders are third with 15 over the 29-year span.

Eric DeCosta has been with the franchise since Day One, first beginning as an intern during the inaugural 1996 season and then ascending to the personnel department's chief decision-maker in 2019. Prior to being named EVP/GM - succeeding the legendary Ozzie Newsome - DeCosta received GM interview offers annually from multiple teams. However, he never seriously considered leaving Baltimore, which has always aligned perfectly with what he envisioned to be his dream job.

RAVENS PERSONNEL NOTES

OZZIE NEWSOME

29TH SEASON WITH RAVENS

34TH SEASON IN FRONT OFFICE ROLE



"He and I have always been very different in a lot of ways, but so aligned. It's a special relationship in my life. I've learned a lot of football, but honestly, just a lot more about being a good person. So, I am extremely happy that Ozzie is going to play such a significant role moving forward for this organization."

- EVP & GM Eric DeCosta on his relationship with EVP Ozzie Newsome

PRO BOWL PROPENSITY

There have been 132 combined Pro Bowl selections among players who were drafted by the Ravens. (These include selections while playing for Baltimore and, in some cases, selections later playing for another team.)

The 132 combined Pro Bowl selections among players who were drafted by Baltimore rank as the NFL's most since the Ravens' 1996 inception.

MOST PRO BOWL SELECTIONS

- PLAYERS DRAFTED SINCE 1996 -

Rk.	Team	Pro Bowls
1.	Baltimore Ravens	132
2.	Dallas Cowboys	112
3.	Kansas City Chiefs	111
4.	Pittsburgh Steelers.....	97
5.	New England Patriots	93

✗ The Ravens have had 61 different players earn Pro Bowl honors while playing for them since the team's 1996 inception. Of those, 36 are homegrown (31 drafted and 5 rookie free agents).

ALL-PRO DRAFT PICKS

Led by Ozzie Newsome & Eric DeCosta, Baltimore has drafted a league-high 19 players who've earned AP first-team All-Pro honors since 1996. Including undrafted rookies LS Morgan Cox, FB Patrick Ricard & K Justin Tucker, the Ravens have produced 22 "homegrown" first-team All-Pros since their 1996 inception.

MOST DRAFT CHOICES TO EARN FIRST-TEAM ALL-PRO (SINCE THE RAVENS' 1996 INCEPTION)

1. Baltimore ...19	Mark Andrews (1)	Jermaine Lewis (1)	Ed Reed (5)
2. New England .. 16	Devin Duvernay (1)	Ray Lewis (7)	Ronnie Stanley (1)
3. Dallas 15	Kyle Hamilton (1)	Chris McAlister (1)	Terrell Suggs (1)
Kansas City.... 15	Marlon Humphrey (2)	Le'Ron McClain (1)	Adalious Thomas (1)
5. San Francisco .. 14	Lamar Jackson (3)	Haloti Ngata (2)	Marshal Yanda (2)
	Kyle Juszczyk* (1)	Jonathan Ogden (4)	
	Jamal Lewis (1)	Kelechi Osemele* (1)	

*Not earned w/ Ravens

SUCCESS ACROSS THE DRAFT BOARD

1ST ROUND

Jonathan Ogden ('96), Ray Lewis ('96), Peter Boulware ('97), Chris McAlister ('99), Jamal Lewis ('00), Todd Heap ('01), Ed Reed ('02), Terrell Suggs ('03), Haloti Ngata ('06), Ben Grubbs ('07), Joe Flacco ('08), Michael Oher ('09), Jimmy Smith ('11), C.J. Mosley ('14), Ronnie Stanley ('16), Marlon Humphrey ('17), Lamar Jackson ('18), Patrick Queen ('20), Rashod Bateman ('21), Odafe Oweh ('21), Kyle Hamilton ('22), Tyler Linderbaum ('22), Zay Flowers ('23), Nate Wiggins ('24)

2ND ROUND

Jamie Sharper ('97), Anthony Weaver ('02), Ray Rice ('08), Paul Kruger ('09), Torrey Smith ('11), Courtney Upshaw ('12), Kelechi Osemele ('12), Tyus Bowser ('17), J.K. Dobbins ('20), T Roger Rosengarten ('24)

3RD ROUND

Casey Rabach ('01), Marshal Yanda ('07), Lardarius Webb ('09), Brandon Williams ('13), Orlando Brown Jr. ('18), Mark Andrews ('18), Devin Duvernay ('20), Nnamdi Madubuike ('20), Malik Harrison ('20), Brandon Stephens ('21), Travis Jones ('22), Trenton Simpson ('23)

4TH ROUND

Edwin Mulitalo ('99), Edgerton Hartwell ('01), Jarret Johnson ('03), Le'Ron McClain ('07), Dennis Pitta ('10), Kyle Juszczyk ('13), Za'Darius Smith ('15), Tavon Young ('16), Anthony Averett ('18), Justice Hill ('19), Ben Powers ('19), Tylan Wallace ('21), Daniel Faalele ('22), Isaiah Likely ('22), Tavius Robinson ('23)

5TH ROUND

Jermaine Lewis ('96), Dawan Landry ('06), Arthur Jones ('10), Pernell McPhee ('11), Rick Wagner ('13), Nick Boyle ('15), Matthew Judon ('16), Broderick Washington ('20)

6TH ROUND

Adalious Thomas ('00), Chester Taylor ('02), Sam Koch ('06), Tyrod Taylor ('11), Ryan Jensen ('13), Darren Waller ('15), Chuck Clark ('17), Bradley Bozeman ('18), DeShon Elliott ('18)

7TH ROUND

DeAngelo Tyson ('12), Michael Campanaro ('14), Zach Sieler ('18), Geno Stone ('20)

RFA

Mike Flynn ('97), Priest Holmes ('97), Will Demps ('02), Bart Scott ('02), Ma'ake Kemoeatu ('02), Jameel McClain ('08), Dannell Ellerbe ('09), Morgan Cox ('10), Josh Byrnes ('11), Justin Tucker ('12), James Hurst ('14), Zach Orr ('14), Patrick Onwuasor ('16), Michael Pierce ('16), Matt Skura ('16), Patrick Ricard ('17), Chris Board ('18), Gus Edwards ('18), Patrick Mekari ('19), Tyler Huntley ('20), Ar'Darius Washington ('21), Keaton Mitchell ('23)

Ozzie Newsome's legacy is unlike any the game has seen. Known throughout all of sports as a premier leader, he is a Hall of Fame player, the architect of Baltimore's 2000 and 2012 Super Bowl championship teams and an elite evaluator who became the NFL's first African American GM. In 2019, his longtime top lieutenant, Eric DeCosta, took over as the Ravens' EVP & GM. However, Newsome maintains a significant role within the organization as its executive vice president.

RAVENS IRONMEN / TURNOVER NOTES

RAVENS IRONMEN

CONSECUTIVE GAMES PLAYED / ACTIVE STREAKS



CONSECUTIVE GAMES PLAYED / REG. SEASON STREAKS

Rk.	Player	Games	Years
1.	Sam Koch	239	2006-20
2.	Justin Tucker	212	2012-present
3.	Jarret Johnson	129	2003-11
4.	Joe Flacco	122	2008-15
5.	Anthony Levine Sr.	117	2013-20
6.	Peter Boulware	111	1997-2003

CAREER GAMES PLAYED / REG. SEASON

Rk.	Player	Games	Years
1.	Sam Koch	256	2006-21
2.	Terrell Suggs	229	2003-18
3.	Ray Lewis	228	1996-2012
4.	Justin Tucker	212	2012-present
5.	Matt Stover	207	1996-2008
6.	Jonathan Ogden	177	1996-2007
	Marshal Yanda	177	2007-19
8.	Morgan Cox	165	2010-20
9.	Joe Flacco	163	2008-18
10.	Ed Reed	160	2002-12
11.	Anthony Levine Sr.	146	2012-21
12.	Jarret Johnson	143	2003-11
13.	Chris McAlister	135	1999-2008
	Haloti Ngata	135	2006-14
15.	Mike Flynn	134	1998-2007
	Kelly Gregg	134	2001-10
17.	Todd Heap	133	2001-10
18.	Jimmy Smith	128	2011-21
19.	Lardarius Webb	127	2009-17
20.	Peter Boulware	126	1997-2005
21.	Brandon Williams	123	2013-21
22.	Patrick Ricard	121	2017-present
23.	Marlon Humphrey	116	2017-present
24.	Cornell Brown	109	1997-2004
	Bart Scott	109	2002-08

TURNOVER MARGIN SINCE 2008

Since John Harbaugh's 2008 Baltimore arrival, the Ravens are tied for NFL's fourth-best turnover differential (+68).

NFL'S TOP TURNOVER DIFFERENTIALS

(SINCE 2008 / JOHN HARBAUGH ERA)

Rk.	Team	Takeaways	Giveaways	Turnover Diff.
1.	New England	455	306	+149
2.	Green Bay	436	297	+139
3.	Seattle	417	340	+77
4.	Baltimore	418	350	+68
	Kansas City	415	347	+68

TURNOVER MARGIN AT HOME

Baltimore owns a +56 differential at home during the John Harbaugh Era, ranking as the league's third-best mark.

NFL'S TOP TURNOVER DIFFERENTIALS / AT HOME

(SINCE 2008 / JOHN HARBAUGH ERA)

Rk.	Team	Takeaways	Giveaways	Turnover Diff.
1.	Green Bay	242	133	+109
2.	New England	231	151	+80
3.	Baltimore	220	164	+56
4.	Seattle	219	165	+54

TURNOVER TABLE SINCE 2000

Year	TA/TO	Plus/Minus	Record
2024	17/11	+6	12-5
2023	31/19	+12	13-4
2022	25/21	+4	10-7
2021	15/26	-11	8-9
2020	22/18	+4	11-5
2019	25/15	+10	14-2
2018	17/20	-3	10-6
2017	34/17	+17	9-7
2016	28/23	+5	8-8
2015	14/28	-14	5-11
2014	22/20	+2	10-6
2013	24/29	-5	8-8
2012	25/16	+9	10-6
2011	26/24	+2	12-4
2010	27/20	+7	12-4
2009	32/22	+10	9-7
2008	34/21	+13	11-5
2007	23/40	-17	5-11
2006	40/23	+17	13-3
2005	26/36	-10	6-10
2004	34/23	+11	9-7
2003	41/38	+3	10-6
2002	31/32	-1	7-9
2001	28/36	-8	10-6
2000	49/26	+23	12-4
Total	690/604	+86	244-160

THE RAVENS ARE ...

SINCE 2000, HERE ARE THE RAVENS' RECORDS

When turnover ratio is +2 or better..... 95-7
 When turnover ratio is +1 or better147-21
 When turnover ratio is even 52-34
 When turnover ratio is negative..... 42-103

THAT M&T MAGIC

HOME UNDER "HARBS"

Under John Harbaugh (since 2008), the Ravens own the NFL's second-best home winning percentage (.719), going 99-39 at M&T Bank Stadium.

NFL'S BEST REGULAR SEASON HOME RECORDS

(JOHN HARBAUGH ERA / SINCE 2008)

Rk.	Team	Record	Pct.
1.	Green Bay Packers	102-34-2	.746
2.	Baltimore Ravens	99-39	.719
3.	New England Patriots	98-40	.710
4.	Pittsburgh Steelers	95-42-1	.692
5.	Minnesota Vikings	91-47	.659

RAVENS DEFEND "THE BANK"

The Ravens have been outstanding at home since they arrived in Baltimore. Below are their respective home records and corresponding NFL rankings during several periods.

RAVENS HOME RECORDS & NFL RANKINGS

Time Period (Milestone)	Record	NFL Rank
Since 2010 (Past 14 Seasons)	87-35	2
Since 2008 (John Harbaugh's Arrival)	99-39	2
Since 2000 (First Super Bowl Season)	145-57	3
Since 1998 (M&T Bank Stadium Opened)	153-65	3
Since 1996 (Team's Inception)	160-73-1	4

HOME "D" UNDER HARBS (SINCE 2008)

17.6

**POINTS ALLOWED
PER GAME**
(NFL'S BEST)

79.7

OPPONENT PASSER RATING
(NFL'S 2ND BEST)
BUFFALO - 77.4

308.1

**YARDS ALLOWED
PER GAME**
(NFL'S BEST)

- ✗ Dating back to 2008, the Ravens have outscored opponents 3,600 to 2,427 at home. In their 99 wins during this span, the margin of victory has been 14.6 points per game.
- ✗ The Ravens own a +1,173 point differential at home under John Harbaugh, ranking No. 1 in the NFL.
- ✗ Baltimore is 47-0 under Harbaugh when allowing 12 points or fewer at home.

HOME DOMINANCE DATES WAY BACK

The Ravens' "D" has been stout at home for many seasons. Since 2003, Baltimore ranks at the top in several key categories:

BEST NFL DEFENSES AT HOME / SINCE 2003

POINTS PER GAME ALLOWED

1. Baltimore.....	17.2
2. New England.....	17.9
3. Pittsburgh.....	18.4

YARDS PER GAME ALLOWED

1. Baltimore.....	301.9
2. Pittsburgh.....	304.3
3. New York Jets.....	317.3

TAKEAWAYS

1. Buffalo.....	321
2. Baltimore.....	319
3. New England.....	316

DEFENSIVE TDs

1. Arizona.....	37
2. Baltimore.....	36
3. Atlanta.....	33

HOME FAST FACTS

- Under head coach John Harbaugh, the Ravens are 22-7 in September home games. The Ravens have won 25 of their past 32 home games in the month of September (dating back to 2006).
- Under Coach Harbaugh, the Ravens are 29-7 in November home games, producing the NFL's best such record. The Ravens have won 26 of their past 32 home games during the month.
- The Ravens are 29-10 at home in the month of December under John Harbaugh and 49-18 in such games during their history.
- Under Coach Harbaugh (since 2008), Baltimore has gone 28-8 against NFC teams at M&T Bank Stadium, producing the NFL's best home record by an AFC squad vs. the "other" conference.
- Baltimore has won 31 of its last 40 home games vs. NFC teams.
- In their history, the Ravens have hosted 32 games when the temperature was below 40 degrees. Baltimore is 25-6-1 in such cold weather games.
- Baltimore is 11-3 at home in November against AFC North foes under Harbaugh. Overall under Harbaugh, the Ravens are 34-17 in home games played against AFC North foes.
- Baltimore has won 30 of its last 45 home games vs. AFC North foes.
- The Ravens are 20-6 at home all time against teams from the West Coast/Pacific TZ. (Ari. - 3-1, LV - 6-2, LAC - 4-1, LAR - 1-1, SF - 3-0 & Sea. - 3-1).

BEST HOME DEFENSE

Baltimore has permitted an NFL-low 17.6 ppg at home during the John Harbaugh Era. Under "Harbs," the Ravens are 45-0 at home when allowing 10 points or fewer. In 26 of those games, the Ravens permitted no more than 7 points.

FEWEST POINTS PER GAME ALLOWED AT HOME

(SINCE 2008 / JOHN HARBAUGH ERA)

BALTIMORE 17.6

PITTSBURGH 18.7

NEW ENGLAND 19.0

"THE BANK" OPENED IN 1998

M&T Bank Stadium

ALL-TIME RESULTS / TRENDS

RAVENS REGULAR SEASON RECORDS

Team	Overall Record	Home	Away
Overall	268-199-1	160-73-1	108-126
In M&T Bank Stadium (since 1998)	153-65	153-65	n/a
Coached by Ted Marchibroda	16-31-1	11-12-1	5-19
Coached by Brian Billick	80-64	50-22	30-42
Coached by John Harbaugh	172-104	99-39	73-65
vs. AFC Teams	194-156	116-61	78-96
vs. AFC North	78-60	46-23	32-37
vs. AFC Central (1996-2001)	26-28	13-14	13-14
vs. AFC East	31-24	21-7	10-17
vs. AFC South	27-20	16-7	11-13
vs. AFC West	32-24	20-9	12-15
vs. NFC Teams	74-43-1	44-13-1	30-30
vs. NFC North	12-9	8-3	4-6
vs. NFC Central (1996-2001)	3-5	3-1	0-4
vs. NFC East	20-11-1	11-3-1	9-8
vs. NFC South	17-8	8-4	9-4
vs. NFC West	22-10	14-2	8-8
On Primetime (7 p.m. ET or later)	54-35	29-9	25-26
On Monday Night Football	19-13	6-3	13-10
On Tuesday	1-0	1-0	0-0
On Wednesday	1-1	0-0	1-1
On Thursday Night Football	11-7	9-1	2-6
On Saturday	7-3	5-1	2-2
On Sunday Night Football	21-14	13-5	8-9
In Overtime	17-17-1	10-7-1	7-10
Ravens Shutout Wins	14-0	6-0	8-0
In Season Openers	16-13	10-4	6-9
Indoors	14-16	n/a	14-16
In August	0-1	0-1	0-0
In September	60-38	36-12	24-26
In October	55-57	27-22	28-36
In November	73-46-1	44-16-1	29-30
In December	73-48	49-18	24-30
In January	7-9	4-4	3-5

RAVENS REGULAR SEASON RESULTS WHEN...

Team	Since 2000	Since 2008	2024
Record	244-160	172-104	12-5
vs. AFC North (since 2002)	78-60	61-42	4-2
vs. AFC	177-124	123-81	8-4
vs. NFC	67-36	49-23	4-1
Home	145-57	99-39	6-2
Away	99-103	73-65	6-3
On grass	136-98	98-62	7-5
Artificial turf	108-62	74-42	5-0
Outdoors	232-147	161-96	9-5
Indoors	13-13	12-8	3-0
September	52-31	37-20	2-2
October	52-46	36-30	3-1
November	68-34	48-20	3-1
December	65-41	46-27	3-1
January	7-8	5-7	1-0
Leading at halftime	194-37	139-31	10-2
Trailing at halftime	37-108	24-65	2-3
Tied at halftime	13-15	9-8	0-0
Tied after 3 quarters	5-10	3-6	0-0
Leading after 3 quarters	208-31	150-26	10-1
Trailing after 3 quarters	31-119	19-72	2-4
Decided by 7 points or fewer	100-96	69-72	5-5
Decided by 3 points or fewer	56-53	40-39	3-2
When scoring first	168-57	124-42	8-3
When not scoring first	76-103	48-62	4-2
Positive or even turnover ratio	202-57	138-45	11-4
Negative turnover ratio	42-103	34-59	1-1
Winning penalty ratio	102-65	71-39	4-1
Losing penalty ratio	119-80	82-52	8-3
Overtime	15-15	11-12	1-0
When returning a KOR for a TD	5-5	5-4	0-0
When returning a PR for a TD	10-3	6-1	0-0

Offense	Since 2000	Since 2008	2024
Scoring 20 or more points.	197-64	147-49	12-3
Scoring 30 or more points.	96-10	76-8	11-0
Having 20 or more first downs.	132-72	110-53	11-4
Totaling 350 or more net yards.	129-59	104-44	12-4
At least 35 minutes time of poss.	69-10	49-8	2-0
Rushing for 150 or more yards.	103-31	78-23	10-3
When not throwing an INT.	141-36	103-29	10-3
With a 100-yard rusher	84-29	56-16	9-1
Without a 100-yard rusher	160-131	116-88	3-4
With a 100-yard receiver	53-36	41-27	6-2
Without a 100-yard receiver.	191-125	131-78	6-3
With a 300-yard passer.	29-21	27-16	2-0
Without a 300-yard passer.	215-139	146-78	10-5

Defense	Since 2000	Since 2008	2024
When scoring a defensive TD	53-10	31-7	2-0
When returning an INT for a TD	37-5	19-4	2-0
When returning a fumble for a TD	19-5	15-3	0-0
Recording 3 or more sacks.	135-52	90-38	11-2
Holding opp. under 250 net yards	83-21	56-8	4-0
Holding opp. under 21 points	191-45	134-24	6-1
Holding opp. under 15 points	141-16	93-6	5-0
Allowing a 100-yard rusher	25-35	17-25	0-1
Not allowing a 100-yard rusher	219-125	155-79	12-4
Allowing a 100-yard receiver	52-51	36-35	4-2
Not allowing a 100-yard receiver	192-109	136-69	8-3
Allowing a 300-yard passer	36-35	27-29	4-1
Not allowing a 300-yard passer.	208-125	145-75	8-4

PLAYER NOTES - JACKSON

LAMAR JACKSON

#8 | QUARTERBACK

"It's not about stats, though Jackson is posting some preposterous numbers. It's about gravity. We know what it is when a star player walks onto a field, court or pitch. They create new circumstances for their offenses, environments that can't be replicated with similar players. They force defenses to play a slightly different version of the sport they've prepared to play – just different enough to break the math, destroy the scheme and negate the technique. Jackson has gravity."

- ESPN's Ben Solak on Lamar Jackson

2024 REGULAR SEASON PASSING LEADERS

PASSING TDs

2024

1. Joe Burrow (Cin.) 43
2. **Lamar Jackson (Bal.) 41**
Baker Mayfield (TB) 41
4. Jared Goff (Det.) 37
5. Sam Darnold (Min.) 36

PASS YARDS GAINED PER PASS ATTEMPT

2024

1. **Lamar Jackson (Bal.) 8.80**
2. Jared Goff (Det.) 8.59
3. Brock Purdy (SF) 8.49
4. Jalen Hurts (Phi.) 8.04
5. Jordan Love (GB) 7.97

PASSER RATING

2024

1. **Lamar Jackson (Bal.) 119.6**
2. Jared Goff (Det.) 111.8
3. Joe Burrow (Cin.) 108.5
4. Baker Mayfield (TB) 106.8
5. Jalen Hurts (Phi.) 103.7

TOP PASSING TDs / INTs RATIO IN 2024

Rk.	QB (Team)	Pass TDs / INTs	Ratio
1.	Lamar Jackson (Bal.)	41 / 4	10.3
2.	Justin Herbert (LAC)	23 / 3	7.7
3.	Joe Burrow (Cin.)	43 / 9	4.8
4.	Josh Allen (Buf.)	28 / 6	4.7
5.	Jalen Hurts (Phi.)	18 / 5	3.6

NO. 2 IN AIR + GROUND YARDS

QB Lamar Jackson's 5,087 combined passing (4,172) and rushing (915) yards ranked No. 2 in the NFL in 2024.

COMBINED PASSING + RUSHING YARDS / 2024

Rk.	Player (Team)	Pass Yds	Rush Yds	Total Yds
1.	Joe Burrow (Cin.)	4,918	201	5,119
2.	Lamar Jackson (Bal.)	4,172	915	5,087
3.	Baker Mayfield (TB)	4,500	378	4,878
4.	Jared Goff (Det.)	4,629	56	4,685
5.	Geno Smith (Sea.)	4,320	272	4,592

JACKSON'S HISTORIC 2024

- ✗ Jackson finished the 2024 regular season with 4,172 passing yards, 41 TDs and 4 INTs, becoming the first player in NFL history with at least 4,000 passing yards, 40 passing TDs and fewer than 5 INTs in a single season.
- ✗ With 4,172 yards through the air and 915 on the ground, Jackson became the first player in league history with at least 4,000 passing yards and 800 rushing yards in a single season.
- ✗ Jackson's league-best 119.6 passer rating in 2024 stands as the fourth-best single-season mark in NFL history, trailing only Aaron Rodgers' 122.5 in 2011, Rodgers' 121.5 in 2020 and Peyton Manning's 121.1 in 2004.

NO. 2 IN PASS + RUSH TDs

Jackson's 45 combined passing (41) and rushing (4) TDs in 2024 tied QB Joe Burrow (45) for the most in the NFL.

TOTAL TDs (PASS + RUSH) / 2024

Rk.	Player (Team)	Pass TDs	Rush TDs	Total TDs
1.	Lamar Jackson (Bal.)	41	4	45
	Joe Burrow (Cin.)	43	2	45
3.	Baker Mayfield (TB)	41	3	44
4.	Josh Allen (Buf.)	28	12	40
5.	Jared Goff (Det.)	37	0	37

13 GAMES W/ A 100+ PASSER RATING

Jackson's 13 games in 2024 with a passer rating of at least 100 tied Sam Darnold for the league's most.

GAMES WITH 100+ PASSER RATING / 2024

Rk.	Player (Team)	Games
1.	Lamar Jackson (Bal.)	13
	Sam Darnold (Min.)	13
3.	Jared Goff (Det.)	12
4.	Joe Burrow (Cin.)	11
5.	Josh Allen (Buf.)	10

Lamar Jackson owns the most 800- (four), 700- (six) and 600-yard (seven) rushing seasons, respectively, by a QB in NFL history. He's also tied (w/ Cam Newton) for the most 500-yard (seven) rushing seasons by a QB.

PLAYER NOTES - JACKSON

A PROVEN WINNER

REGULAR SEASON RECORD / STARTING QBs (MINIMUM 50 CAREER STARTS / SINCE 1970 MERGER)

Rk.	Quarterback	Record	Win Pct.
1.	Patrick Mahomes	89-23	.795
2.	Tom Brady	251-82	.754
3.	Roger Staubach	84-29	.743
4.	Lamar Jackson	70-24	.745
5.	Joe Montana	117-47	.713

REGULAR SEASON RECORD / ACTIVE QBs SINCE WEEK 11, 2018 (JACKSON'S FIRST NFL START) / MIN. 25 STARTS

Rk.	Quarterback	Record	Win Pct.
1.	Patrick Mahomes	79-22	.782
2.	Lamar Jackson	70-24	.745
3.	Josh Allen	74-31	.705
4.	Jalen Hurts	46-20	.697
5.	Jimmy Garoppolo	35-19	.648

FEWEST STARTS TO REACH 50 CAREER WINS (SUPER BOWL ERA / SINCE 1966)

Rk.	Quarterback	Starts
1.	Ken Stabler	62
2.	Patrick Mahomes	63
3.	Tom Brady	65
4.	Roger Staubach	67
5.	Lamar Jackson	68

MOST WINS BY A QB IN FIRST 50 NFL STARTS (SINCE 1970 MERGER)

1.	Patrick Mahomes	40
	Ken Stabler	40
3.	Lamar Jackson	38
	Tom Brady	38
	Danny White	38

MOST WINS BY A QB AGE 25 OR YOUNGER (NFL HISTORY)

1.	Lamar Jackson	45
2.	Drew Bledsoe	42
3.	Dan Marino	41
4.	Josh Allen	39
	Ben Roethlisberger	39

MOST RUSHING YARDS BY A QB IN NFL HISTORY

Rk.	Quarterback	Games	Yards	YPG
1.	Lamar Jackson	103	6,173	59.9
2.	Michael Vick	143	6,109	42.7
3.	Cam Newton	148	5,628	38.0
4.	Russell Wilson	199	5,462	27.4
5.	Randall Cunningham	161	4,928	30.6

MOST RUSHING YARDS BY A QB IN A SINGLE SEASON

Rk.	Quarterback (Year)	Yards
1.	Lamar Jackson (2019)	1,206
2.	Justin Fields (2022)	1,143
3.	Michael Vick (2006)	1,039
4.	Lamar Jackson (2020)	1,005
5.	Bobby Douglass (1972)	968

MOST GAMES WITH PERFECT PASSER RATING (NFL HISTORY / MIN. 15 PASS ATTEMPTS)

Rk.	Quarterback	NFL Seasons	Games
1.	Lamar Jackson	7 Seasons	4
2.	Tom Brady	23 Seasons	3
	Peyton Manning	17 Seasons	3
	Ben Roethlisberger	18 Seasons	3
	Kurt Warner	12 Seasons	3

✗ QB Lamar Jackson (12/31/23 vs. Mia. & 9/8/19 at Mia.) and QB Ben Roethlisberger are the only QBs in NFL history with multiple performances posting a perfect passer rating (158.3) and at least 5 passing TDs.

100-YARD & 50-YARD RUSHING GAMES


100-YARD RUSH GAMES / QBs / NFL HISTORY



LAMAR JACKSON



MICHAEL VICK



JUSTIN FIELDS



RUSSELL WILSON

✗ Jackson's three postseason performances with at least 100 rushing yards also stand as the most in NFL history.

50-YARD RUSH GAMES / QBs / NFL HISTORY



LAMAR JACKSON



MICHAEL VICK



CAM NEWTON



R. CUNNINGHAM

GETTING IT DONE BOTH WAYS

MOST GAMES LEADING TEAM IN RUSHING & PASSING (NFL HISTORY)

Rk.	Player	Games
1.	Cam Newton	40
2.	Lamar Jackson	39
3.	Randall Cunningham	34
4.	Josh Allen	31

MOST GAMES WITH 5+ PASS TDs & 0 INTs (NFL HISTORY)

Rk.	Quarterback	Total Starts	Games
1.	Tom Brady	333	8
	Drew Brees	286	8
3.	Lamar Jackson	94	6
4.	Peyton Manning	265	5
	Aaron Rodgers	240	5
	Ben Roethlisberger	247	5

✗ Jackson's six outings with at least 5 passing TDs ties Peyton Manning and Patrick Mahomes for the most within the first seven seasons of an NFL career. When adding in 0 INTs, Jackson's six performances with at least 5 TD grabs without throwing a pick are two more than the next most (Peyton Manning & Patrick Mahomes - 4) by a player within the first seven years of a career.

PLAYER NOTES - JACKSON

GAMES WITH ... IN NFL HISTORY

4 PASS TDs + 100 RUSH YDS

Lamar Jackson	1
Randall Cunningham.....	1
Cam Newton.....	1

3 PASS TDs + 100 RUSH YDS

Lamar Jackson	4
Pete Layden.....	2
Eight Players	1

250 PASS + 100 RUSH YDS

Lamar Jackson	4
Cam Newton.....	3
Seven Players	1

200 PASS + 100 RUSH YDS

Lamar Jackson	9
Josh Allen	3
Cam Newton / Russell Wilson	3

4 PASS TDs + 50 RUSH YDS

Lamar Jackson	8
Cam Newton.....	3
Aaron Rodgers / Mike Vick	2

3 PASS TDs + 50 RUSH YDS

Lamar Jackson	15
Cam Newton.....	10
Russell Wilson	8

250 PASS + 50 RUSH YDS

Josh Allen	17
Lamar Jackson	14
Cam Newton / Russell Wilson	13

200 PASS + 50 RUSH YDS

Lamar Jackson	32
Cam Newton.....	28
Russell Wilson	26

Lamar Jackson owns the best record by a starting QB in primetime (20-5) and when playing an interconference foe (24-2) in NFL history.

RAVENS SINGLE-GAME & SINGLE-SEASON RECORDS

SINGLE-GAME RECORDS

SINGLE-SEASON RECORDS

PASSING TDs

QB (Date/Opponent)	TDs
Lamar Jackson (12/15/24 at NYG)	5
Lamar Jackson (10/21/24 at TB)	5
Lamar Jackson (12/31/23 vs. Mia.).....	5
Lamar Jackson (12/12/19 vs. NYJ)	5
Lamar Jackson (11/25/19 at LAR).....	5
Lamar Jackson (9/8/19 at Mia.)	5
Joe Flacco (10/12/14 at TB)	5
Tony Banks (9/10/00 vs. Jax.)	5

QB (Season)	TDs
Lamar Jackson (2024)	41
Lamar Jackson (2019)	36
Vinny Testaverde (1996)	33
Joe Flacco (2014)	27
Lamar Jackson (2020)	26
Joe Flacco (2010)	25
Lamar Jackson (2023)	24
Joe Flacco (2012)	22

PASSING YARDS

QB (Date/Opponent)	Yards
Lamar Jackson (10/11/21 vs. Ind.)	442
Vinny Testaverde (10/27/96 vs. LAR) .	429
Joe Flacco (9/25/11 at STL)	389

QB (Season)	Yards
Joe Flacco (2016)	4,317
Vinny Testaverde (1996)	4,177
Lamar Jackson (2024)	4,172

COMPLETION PERCENTAGE

QB (Date/Opponent)	Pct.
Lamar Jackson (11/10/19 at Cin.)	88.2
Lamar Jackson (10/11/21 vs. Ind.)	86.0
Lamar Jackson (12/31/23 vs. Mia.)	85.7

QB (Season)	Pct.
Lamar Jackson (2023)	67.2
Lamar Jackson (2024)	66.7
Lamar Jackson (2019)	66.1

PASSER RATING

QB (Date/Opponent)	Rate
Lamar Jackson (11/3/24 vs. Den.)	158.3
Lamar Jackson (12/31/23 vs. Mia.)	158.3
Lamar Jackson (11/10/19 at Cin.)	158.3
Lamar Jackson (9/8/19 at Mia.)	158.3

QB (Season)	Rate
Lamar Jackson (2024)	119.6
Lamar Jackson (2019)	113.3
Lamar Jackson (2023)	102.7
Lamar Jackson (2020)	99.3

JACKSON'S CAREER HONORS

TWO-TIME ASSOCIATED PRESS NFL MVP

• 2019, 2023

THREE-TIME ASSOCIATED PRESS FIRST-TEAM ALL-PRO

• 2019, 2023-24

FOUR-TIME PRO BOWLER

• 2019, 2021, 2023-24

THREE-TIME PFWA NFL MVP

• 2019, 2023-24

MAXWELL FB CLUB'S BERT BELL PRO PLAYER OF THE YEAR

• 2019, 2023

RANKED THE NO. 1 PLAYER ON THE NFL NETWORK'S TOP 100

• 2020

FEDEX PLAYER OF THE YEAR

• 2019

PFWA OFFENSIVE PLAYER OF THE YEAR

• 2019

SPORTING NEWS OFFENSIVE PLAYER OF THE YEAR

• 2019, 2023

THREE-TIME PFWA ALL-NFL TEAM

• 2024, 2023 & 2019

SPORTING NEWS ALL-PRO TEAM

• 2019, 2023-24

FOUR-TIME RAVENS TEAM MVP, VOTED ON BY LOCAL MEDIA

• 2019-20, 2023-24

THREE-TIME 101 AWARDS' AFC OFFENSIVE PLAYER OF THE YEAR

• 2019, 2023-24

PRO BOWL OFFENSIVE MVP

• 2019

FOUR-TIME AFC OFFENSIVE PLAYER OF THE MONTH

• October 2024, December-January 2023, September 2022, November 2019

13-TIME AFC OFFENSIVE PLAYER OF THE WEEK

• Week 10, 2024; Week 7, 2024; Week 5, 2024; Week 17, 2023; Week 7, 2023; Week 5, 2021; Week 14, 2020; Week 1, 2020; Week 15, 2019; Week 12, 2019; Week 10, 2019; Week 9, 2019; Week 1, 2019

FOUR-TIME FEDEX AIR NFL PLAYER OF THE WEEK

• Week 17, 2023; Week 12, 2019; Week 10, 2019; Week 1, 2019

FEDEX GROUND NFL PLAYER OF THE WEEK

• Week 6, 2019

NFL OFFENSIVE ROOKIE OF THE MONTH

• December 2018

PLAYER NOTES - JACKSON

MULTIPLE AP MVP AWARDS: HISTORIC COMPANY

- ✗ Jackson (2) is the 11th player in NFL history to win multiple MVP honors, joining Peyton Manning (5), Aaron Rodgers (4), Tom Brady (3), Jim Brown (3), Brett Favre (3), Johnny Unitas (3), Patrick Mahomes (2), Joe Montana (2), Kurt Warner (2) & Steve Young (2).
- ✗ Only Jackson, Mahomes, Favre & Brown have been named league MVP multiple times at age 27 or younger.

2023 MVP (49 OF 50 FIRST-PLACE VOTES)


- ✗ Jackson tallied 4,499 total yards, racking up a then-career high 3,678 through the air, to go with a career-best 67.2% completion rate and the NFL's No. 4 passer rating (102.7). He posted a QB-high 821 rushing yards for a league-best 5.5 yards-per-carry average and led his team in passing and rushing an NFL-high seven times.
- ✗ Jackson became the fifth player in NFL history (Josh Allen, Daunte Culpepper, Cam Newton & Dak Prescott) to post 100+ pass TDs and 25+ rush TDs within the first six years of a career.
- ✗ Jackson produced the sixth season (also Kyler Murray in 2020, Jackson in 2019, Russell Wilson in 2014, Robert Griffin III in 2012 & Randall Cunningham in 1990) in NFL history of at least 3,000 passing yards and 800 rushing yards. He's the only player in NFL history to tally multiple such seasons.
- ✗ Jackson recorded his third-career 800-yard rushing season, breaking a tie with Michael Vick (two) for the most such seasons by a QB in NFL history.
- ✗ Jackson became the fourth (also Michael Vick, Russell Wilson & Cam Newton) and fastest (82 games) QB in NFL history to reach 5,000 career rushing yards.
- ✗ In the 2023 Divisional Round vs. Hou., Jackson recorded his third-career 100-yard rushing outing in the playoffs, breaking a tie with QB Colin Kaepernick for the most such playoff performances by a QB in NFL history. He also became the first player in NFL history to reach the following marks in *any* game: 100+ rushing yards, 100.0+ passer rating, 2+ passing TDs, 2+ rushing TDs.
- ✗ In a Week 17 win vs. Mia., Jackson completed 18-of-21 passes (85.7%) for 321 yards and 5 TDs, posting a perfect passer rating (158.3) for the third time in his career. He became the second QB in NFL history (also Ben Roethlisberger) to produce multiple outings (also 9/8/19 at Mia.) with a perfect passer rating and at least 5 passing TDs. His then-three career games with a perfect passer rating (min. 15 pass att.) tied (with Tom Brady, Peyton Manning, Ben Roethlisberger & Kurt Warner) for the NFL's most ever.
- ✗ In a Week 14 victory vs. LAR, Jackson became the first QB in NFL history with multiple performances of at least 300 passing yards, 3 passing TDs and 70 rushing yards (also 9/18/22 vs. Mia.).
- ✗ In a Week 7 victory vs. Det., Jackson completed 21-of-27 passes for 357 yards and 3 TDs, while adding 9 carries for 36 yards and 1 TD, en route to earning his 50th-career victory as the starter. He became the fourth-fastest starting QB in the Super Bowl Era (since 1966) to reach 50 wins, doing so in his 68th-career start. Only Ken Stabler (62), Patrick Mahomes (63), Tom Brady (65) and Roger Staubach (67) reached 50 wins as a starter faster.
- ✗ In Week 3 vs. Ind., Jackson recorded his second-career performance of at least 200 passing yards, 100 rushing yards and 2 rushing TDs. He owns the only two such single-game outputs reaching these marks in NFL history. Additionally, Jackson posted his third-career game with at least 100 rushing yards and multiple rushing TDs. There have only been nine such performances since the merger, and Jackson is the only player with multiple.

2019 UNANIMOUS MVP


- ✗ Jackson became the only QB in NFL history to produce at least 3,000 passing yards and 1,000 rushing yards in a season. (He had 3,127 passing & 1,206 rushing.)
- ✗ Jackson was responsible for an NFL-best 43 total TDs (36 passing & 7 rushing). His 36 TD passes and 9.0 passing TD percentage each led the NFL and then stood as the most in franchise single-season history.
- ✗ Jackson rushed for 1,206 yards, marking the most by a QB in NFL single-season history. He also produced the NFL's QB single-season record for most 100-yard rushing games (five).
- ✗ Jackson (36/7) became the third QB in NFL history with at least 35 pass TDs & 7 rush TDs. Steve Young (1994), Cam Newton (2015) and Josh Allen (2020 & 2022) have also accomplished this feat.
- ✗ In his final eight games, Jackson threw 25 TDs and 1 INT, completing 69.4% of his passes for 1,477 yards and a 130.3 rating. He tallied 630 rushing yards & 4 rush TDs.
- ✗ In the 2019 Divisional Playoff vs. Ten., Jackson became the first player in NFL history with at least 350 passing yards (365) and 100 rushing yards (143) in *any* game.
- ✗ In a Week 15 win vs. NYJ, Jackson rushed for at least 85 yards, while throwing for 5 TDs for the second time in his career. (He also did this on 11/25/19 at LAR.) Cam Newton is the only other player in NFL history to accomplish the 85 rushing yards/5 passing TDs feat in a game, doing so once in 2015.
- ✗ Jackson posted two perfect passer ratings (at Cin. & Mia.), making him one of two QBs in NFL history (Ben Roethlisberger, 2007) to attain the 158.3 mark twice in a season. His 113.3 overall passer rating ranked No. 3 in the NFL and then stood as a franchise single-season record.
- ✗ In Weeks 11 (vs. Hou.) and 12 (at LAR), Jackson became the first NFL player ever to throw at least 4 passing TDs and post at least 50 rush yards in back-to-back games.
- ✗ In a Week 6 victory over Cincinnati, Jackson became the first player ever to pass for 200 yards (236) and rush for 150 yards (152) in a regular season game. (Colin Kaepernick also accomplished this feat in a 2013 playoff game.)

JACKSON'S NO. 1 QB RANKS IN 2019

- ✗ 43 TOTAL TOUCHDOWNS
- ✗ 36 PASSING TOUCHDOWNS
- ✗ 9.0 PASSING TD PERCENTAGE
- ✗ 6.9 RUSHING YARDS PER CARRY
- ✗ 2 GAMES W/ PERFECT PASSER RTG
- ✗ 3 GAMES W/ 5+ TD PASSES
- ✗ 4 GAMES WITH 4+ TD PASSES
- ✗ 8 GAMES WITH 3+ TD PASSES
- ✗ 13 WINS AS STARTING QB (TIED)
- ✗ 1,206 RUSHING YARDS (QB RECORD)



PLAYER NOTES - ANDREWS



MARK ANDREWS

#89 | TIGHT END

"He can do it at the line of scrimmage, and he can do it down the field. He runs routes that guys his size shouldn't be able to run. That gives you such an advantage. He's just kind of a mismatch out there for most defenses. That's the nature of what you want in a tight end. You want a guy that can do it all. There haven't been that many tight ends in history that have done it that well."

- Former Ravens TE Todd Heap on Mark Andrews

ACTIVE TIGHT END LEADERS SINCE 2019

RECEIVING YARDS

SINCE 2019

1. Travis Kelce (KC).....6,915
2. George Kittle (SF) 5,488
3. **Mark Andrews (Bal.)..... 4,978**

RECEPTIONS

SINCE 2019

1. Travis Kelce (KC)..... 594
2. George Kittle (SF) 407
3. **Mark Andrews (Bal.)..... 402**

RECEIVING TOUCHDOWNS

SINCE 2019

1. **Mark Andrews (Bal.)..... 48**
2. Travis Kelce (KC)..... 45
3. George Kittle (SF) 38

FIRST-DOWN RECEPTIONS

SINCE 2019

1. Travis Kelce (KC)..... 384
2. **Mark Andrews (Bal.)..... 270**
3. George Kittle (SF) 255

RECEIVING TDs / TEs / 2024

Rk.	TE (Team)	Receiving TDs
1.	Mark Andrews (Bal.)	11
2.	George Kittle (SF)	8
	Jonnu Smith (Mia.)	8



51 RECEIVING TDs IN FIRST SEVEN SEASONS

TE Mark Andrews recorded the fourth-most TD receptions (51) by a TE in the first seven seasons (2018-24) of a career in NFL history.

MOST RECEIVING TDs / TEs / FIRST SEVEN SEASONS (NFL HISTORY)

Rk.	Player (Years)	Receiving TDs
1.	Rob Gronkowski (2010-16).....	68
2.	Antonio Gates (2003-09).....	59
	Jimmy Graham (2010-16)	59
4.	Mark Andrews (2018-24).....	51
5.	Tony Gonzalez (1997-2003).....	47

51 CAREER RECEIVING TDs



51 CAREER RECEIVING TDs

Home	26	2018	3	2024	11
Away	25	2019	10	Primetime	12
1st Qtr.	10	2020	7	In A Win.....	38
2nd Qtr.....	17	2021	9	Red Zone.....	44
3rd Qtr.....	12	2022	5	vs. AFC.....	35
4th Qtr./OT....	12	2023	6	vs. AFC North	20

MULTI-TD MARK

Andrews has posted a franchise-best 10 games with multiple TD receptions. He's also the fourth TE in NFL history with multiple TD receptions in at least 10 outings within his first seven seasons, joining Rob Gronkowski (14), Jimmy Graham (13) and Antonio Gates (11).

MOST GAMES W/ 2+ REC. TDs / TEs / YEARS 1-7 (NFL HISTORY)

Rk.	TE (First Seven Years)	Multi-TD Games
1.	Rob Gronkowski (2010-16).....	14
2.	Jimmy Graham (2010-16)	13
3.	Antonio Gates (2003-09).....	11
4.	Mark Andrews (2018-24).....	10

MULTI-TD MACHINE

GAMES WITH MULTIPLE RECEIVING TDs (ALL PLAYERS / SINCE 2019)

1. Davante Adams (NYJ)17
- Mike Evans (TB)17
3. Ja'Marr Chase (Cin.)..... 11
4. **Mark Andrews (Bal.).....10**
- Tyreek Hill (Mia.)10

DAMAGE DONE IN THE END ZONE

END ZONE TARGETS (NFL TEs / SINCE 2019)

1. **Mark Andrews (Bal.)..... 68**
2. Travis Kelce (KC).....49
3. Hunter Henry (NE) 47

TDs CAUGHT IN END ZONE (NFL TEs / SINCE 2019)

1. **Mark Andrews (Bal.)..... 35**
2. Travis Kelce (KC).....22
- George Kittle (SF).....22

PLAYER NOTES - ANDREWS

LET THE RECORDS SHOW

TOP 10 RECEIVING YARDS / RAVENS / ALL TIME

Rk.	Player (Seasons)	Rec.	Yards	Avg.	TDs
1.	Derrick Mason (2005-10)	471	5,777	12.3	29
2.	Mark Andrews (2018-24)	436	5,530	12.7	51
3.	Todd Heap (2001-10)	467	5,492	11.8	41
4.	Torrey Smith (2011-14)	213	3,591	16.9	30
5.	Mark Clayton (2005-09)	234	3,116	13.3	12
6.	Ray Rice (2008-13)	369	3,034	8.2	6
7.	Qadry Ismail (1999-2001)	191	2,819	14.8	18
8.	Travis Taylor (2000-04)	204	2,758	13.5	15
9.	Anquan Boldin (2010-12)	186	2,645	14.2	14
10.	Michael Jackson (1996-98)	183	2,596	14.2	18

Andrews already ranks in the Top 3 all time in each of Baltimore's major receiving categories over the course of a Ravens career.

RECEPTIONS

Derrick Mason471
Todd Heap 467
Mark Andrews 436
Ray Rice 369
Mark Clayton 234

REC. YARDS

Derrick Mason	...5,777
Mark Andrews	.. 5,530
Todd Heap 5,492
Torrey Smith	...3,591
Mark Clayton 3,116

REC. TDs

Mark Andrews51
Todd Heap41
Torrey Smith 30
Derrick Mason 29
Marquise Brown21

MOST TDs IN A RAVENS CAREER

Rk.	Player	Rec.	Rush	Total
1.	Mark Andrews	51	0	51
2.	Jamal Lewis	2	45	47
3.	Ray Rice	6	37	43
4.	Todd Heap	41	0	41
5.	Willis McGahee	4	31	35

X Andrews is one of two TEs in NFL history (also Rob Gronkowski - Patriots) to hold the distinction of being a franchise's record holder for most total TDs.



50-YARD MARK & 100-YARD MARK

100-YARD RECEIVING GAMES IN RAVENS HISTORY

SINGLE SEASON

Rk.	Player (Year)	Games
1.	Mark Andrews (2021)	5
	Zay Flowers (2024)	5
3.	Clayton ('06) / Jackson ('96)	4
	Steve Smith Sr. (2014)	4

ALL TIME

Rk.	Player	Games
1.	Mark Andrews	10
2.	Mark Clayton	9
3.	Steve Smith Sr.	8
4.	Derrick Mason	7

50-YARD RECEIVING GAMES IN RAVENS HISTORY

SINGLE SEASON

Rk.	Player (Year)	Games
1.	Mark Andrews (2021)	14
2.	Derrick Mason (2005)	13
3.	Michael Jackson (1996)	12
	Derrick Mason (2007)	12

ALL TIME

Rk.	Player	Games
1.	Mark Andrews	56
2.	Derrick Mason	54
3.	Todd Heap	50
4.	Torrey Smith	34

Mark Andrews joins Rob Gronkowski (NE), Travis Kelce (KC) and Antonio Gates (LAC) as the only TEs in NFL history to hold the distinction of being a franchise's record holder for most receiving TDs.

MORE FRANCHISE MARKS

RAVENS HISTORY

MULTI-TD RECEIVING GAMES

Rk.	Player	Games
1.	Mark Andrews	10
2.	Todd Heap	9
3.	Torrey Smith	6
4.	Marquise Brown	4
5.	Michael Jackson	3

SEASONS WITH 5+ REC TDs

Rk.	Player	Seasons
1.	Mark Andrews	6
2.	Todd Heap	5
3.	Derrick Mason	4
4.	Marquise Brown	3
	Qadry Ismail / Torrey Smith	3

ANDREWS' HISTORIC 2021

In 2021, Andrews produced new single-season franchise records for receptions (107) and receiving yards (1,361). His 1,361 receiving yards also rank third most by a TE in league history and were sixth overall in 2021.

MOST RECEIVING YDS IN NFL SINGLE SEASON / TEs

Rk.	Tight End (Year)	Rec.	Yards	Avg.	TDs
1.	Travis Kelce (2020)	105	1,416	13.5	11
2.	George Kittle (2018)	88	1,377	15.6	5
3.	Mark Andrews (2021)	107	1,361	12.7	9
4.	Travis Kelce (2022)	110	1,338	12.2	12
5.	Travis Kelce (2018)	103	1,336	13.0	10

MOST RECEIVING YARDS OVERALL / 2021 SEASON

Rk.	Player	Rec.	Yards	Avg.	TDs
1.	Cooper Kupp (LAR)	145	1,947	13.4	16
2.	Justin Jefferson (Min.)	108	1,616	15.0	10
3.	Davante Adams (GB)	123	1,553	12.6	11
4.	Ja'Marr Chase (Cin.)	81	1,455	18.0	13
5.	Deebo Samuel (SF)	77	1,405	18.2	6
6.	Mark Andrews (Bal.)	107	1,361	12.7	9
7.	Tyreek Hill (KC)	111	1,239	11.2	9
8.	Stefon Diggs (Buf.)	103	1,225	11.9	10

BALTIMORE'S EXCEPTIONAL TE TRIO


Baltimore's 30 TD receptions between its trio of Mark Andrews (17), Isaiah Likely (11) and Charlie Kolar (2) since 2023 marks the NFL's most by a team's TEs room.

MOST REC. TDs / NFL TEs ROOMS / 2023-24

Rk.	Team	Receiving TDs
1.	Baltimore Ravens	30
2.	Detroit Lions	20
3.	New Orleans Saints	19
4.	Cleveland Browns	17
5.	Kansas City Chiefs	16

X Baltimore is the only team with two TEs (Andrews & Likely) that have each posted at least 10 TD grabs since 2023.

PLAYER NOTES - HENRY



DERRICK HENRY

#22 | RUNNING BACK

"Derrick Henry is 30 years old. He has over 2,000 carries in the NFL. He had over 600 at Alabama and over 1,400 in high school. He has over 4,000 carries in his career, and he is sprinting away from defensive backs who are 24 years old, 26 years old. That is not a normal thing. That is a complete anomaly. That is not supposed to happen. He should be beaten down, slow and a shell of himself."

- Good Morning Football's Kyle Brandt on Derrick Henry

2024 RUSHING LEADERS (REGULAR SEASON)

RUSHING YARDS

2024

1. Saquon Barkley (Phi.) 2,005
2. **Derrick Henry (Bal.) 1,921**
3. Bijan Robinson (Atl.) 1,456
4. Jonathan Taylor (Ind.) 1,431
5. Jahmyr Gibbs (Det.) 1,412

RUSHING TDs

2024

1. **Derrick Henry (Bal.) 16**
James Cook (Buf.) 16
Jahmyr Gibbs (Det.) 16
4. Josh Jacobs (GB) 15
5. K. Williams / B. Robinson / J. Hurts 14

YARDS PER RUSH

2024

1. **Lamar Jackson (Bal.) 6.6**
2. Jayden Daniels (Was.) 6.0
3. **Derrick Henry (Bal.) 5.9**
4. Saquon Barkley (Phi.) 5.8
5. Jahmyr Gibbs (Det.) 5.7

RUSHING FIRST DOWNS

2024

1. **Derrick Henry (Bal.) 94**
2. Kyren Williams (LAR) 85
3. Saquon Barkley (Phi.) 82
Bijan Robinson (Atl.) 82
5. Josh Jacobs (GB) 73

YARDS BEFORE & AFTER CONTACT

RB Derrick Henry was the NFL's only RB in 2024 to rank Top 5 in each yards before (1.73) and after contact (4.21) per rush.

MOST YDs PRE & POST CONTACT PER RUSH / 2024 RBs

YDs BEFORE CONTACT PER RUSH

Rk.	Player (Team)	Avg.
1.	Jahmyr Gibbs (Det.)	2.42
2.	Saquon Barkley (Phi.)	2.41
3.	Jonathan Taylor (Ind.)	1.92
4.	Derrick Henry (Bal.) 1.73	
5.	Chuba Hubbard (Car.)	1.59

YDs AFTER CONTACT PER RUSH

Rk.	Player (Team)	Avg.
1.	Antonio Gibson (NE)	4.43
2.	Bucky Irving (TB)	4.40
3.	Derrick Henry (Bal.) 4.21	
4.	Tank Bigsby (Jax.)	3.99
5.	Rachaad White (TB)	3.68

HENRY'S HISTORIC 2024

- ✗ Henry set the single-season franchise record in both total (18) and rushing TDs (16).
- ✗ Henry recorded 1,921 rushing yards and 16 rushing TDs, becoming the first player in NFL history to record at least 1,500 rushing yards and 15 rushing TDs in three different seasons (also in 2019-20).
- ✗ Including Henry's 2024, the NFL has 20 seen seasons in which a player has posted at least 1,700 rushing yards and 14 rushing TDs. Among them, Henry's 5.9 yards per carry tops the charts.
- ✗ Henry posted 16 straight games with 65+ rushing yards, tying Jamal Lewis (2003) for the NFL's longest single-season streak since the merger.

CARRIES OF 5, 10, 25 & 50 YARDS IN 2024

Henry ranked Top 3 in carries of at least 5, 10, 25 and 50 yards among RBs this season.

MOST SUCH CARRIES / RBs / 2024

5+ YARDS

Derrick Henry (Bal.) 137
Saquon Barkley (Phi.) 135
Bijan Robinson (Atl.) 134

10+ YARDS

Saquon Barkley (Phi.) 46
Derrick Henry (Bal.) 45
Jahmyr Gibbs (Det.) 41

25+ YARDS

Derrick Henry (Bal.) 16
Saquon Barkley (Phi.) 11
B. Irving / J. Taylor 8

50+ YARDS

Saquon Barkley (Phi.) 6
Derrick Henry (Bal.) 3
Jonathan Taylor (Ind.) 3

RUSHING FOR 100 & 150

GAMES WITH 100+ VIA RUSH / 2024

1. Saquon Barkley (Phi.) 11
2. **Derrick Henry (Bal.) 9**
3. Jonathan Taylor (Ind.) 8

GAMES WITH 150+ VIA RUSH / 2024

1. Saquon Barkley (Phi.) 5
2. **Derrick Henry (Bal.) 4**
3. C. Hubbard / J. Taylor 2

In 2024, Derrick Henry tied (HOFers LaDainian Tomlinson, Emmitt Smith) for the most seasons (six) with 1k+ rush yards and 12+ rush TDs in NFL history.

PLAYER NOTES - HENRY

RUSHING LEADERS / ACTIVE RBs / REGULAR SEASON

RUSHING YARDS

1. **Derrick Henry (Bal.)** 11,423
2. Ezekiel Elliott (FA) 9,130
3. Joe Mixon (Hou.) 7,428

RUSHING TOUCHDOWNS

1. **Derrick Henry (Bal.)** 106
2. Ezekiel Elliott (FA) 74
3. Josh Jacobs (GB) 61

RUSHING FIRST DOWNS

1. **Derrick Henry (Bal.)** 561
2. Ezekiel Elliott (FA) 514
3. Joe Mixon (Hou.) 389

100-YARD RUSHING GAMES

1. **Derrick Henry (Bal.)** 47
2. Nick Chubb (Cle.) 30
- Ezekiel Elliott (FA) 30

GAMES W/ MULTIPLE RUSHING TDs

1. **Derrick Henry (Bal.)** 27
2. Josh Jacobs (GB) 15
3. Ezekiel Elliott (FA) 14

GAMES W/ 3+ RUSHING TDs

1. **Derrick Henry (Bal.)** 6
2. Josh Jacobs (GB) 4
3. Alvin Kamara (NO) 3

In 2024, **Derrick Henry** became the first player since 2019 (Damien Williams, KC) to record multiple rushes of at least 80 yards in a single season.

MORE OF HENRY'S NO. 1 RANKS AMONG ACTIVE RBs

- X 2,355 RUSHES
- X 8,668 RUSHING YARDS AFTER CONTACT
- X 111 SCRIMMAGE (RUSH + REC.) TDs
- X 872 RUSHES OF 5+ YARDS
- X 278 RUSHES OF 10+ YARDS
- X 48 RUSHES OF 25+ YARDS
- X 24 RUSHES OF 40+ YARDS
- X 18 RUSHES OF 50+ YARDS
- X 17 GAMES WITH 150+ RUSHING YARDS
- X 6 GAMES WITH 200+ RUSHING YARDS
- X 7 SEASONS WITH 10+ RUSHING TDs
- X 6 SEASONS WITH 1,000+ RUSHING YARDS



UP THERE WITH THE ALL-TIME GREATS

Henry's 106 rushing TDs tie Jim Brown for the sixth most all time. Of the Top 5 players in front of Henry, four are forever enshrined into the Pro Football Hall of Fame.

MOST RUSHING TDs (NFL HISTORY)

Rk.	Player (Years)	Rushing TDs
1.	Emmitt Smith* (1990-2004)	164
2.	LaDainian Tomlinson* (2001-11)	145
3.	Marcus Allen* (1982-97)	123
4.	Adrian Peterson (2007-21)	120
5.	Walter Payton* (1975-87)	110
6.	Jim Brown* (1957-65)	106
	Derrick Henry (2016-24)	106
8.	John Riggins* (1971-85)	104
9.	Shaun Alexander (2000-08)	100
	Marshall Faulk* (1994-2005)	100
11.	Barry Sanders* (1989-98)	99
12.	Jerome Bettis* (1993-2005)	91
	Franco Harris* (1972-84)	91
14.	Eric Dickerson* (1983-93)	90
	Curtis Martin* (1995-2005)	90

* Indicates Hall of Famer

HENRY'S YARDS PER CARRY ARE NOT TOO SHABBY

Among the 42 players in NFL history with at least 2,000 rushing attempts, Henry's 4.9 yards per carry ranks No. 3, trailing only HOFers Jim Brown (5.2) & Barry Sanders (5.0).

YARDS PER CARRY / MINIMUM 2,000 ATTEMPTS (REGULAR SEASON / NFL HISTORY)

Rk.	Player (Years)	Rushes	Yds	YPC
1.	Jim Brown* (1957-65)	2,359	12,312	5.2
2.	Barry Sanders* (1989-98)	3,062	15,269	5.0
3.	Derrick Henry (2016-24)	2,355	11,423	4.9
4.	Tiki Barber (1997-2006)	2,217	10,449	4.7
	O.J. Simpson* (1969-79)	2,404	11,236	4.7

* Indicates Hall of Famer

SEASONS W/ DOUBLE-DIGIT RUSHING TDs

Henry has produced at least 10 rushing TDs in seven consecutive seasons (2018-24), including 2024, tying for the NFL's second-longest such streak of all time.

CONSECUTIVE SEASONS W/ 10+ RUSHING TDs (REGULAR SEASON / NFL HISTORY)

Rk.	Player	Seasons (Years)
1.	LaDainian Tomlinson*	9 (2001-09)
2.	Derrick Henry	7 (2018-24)
	Adrian Peterson	7 (2007-13)
4.	Shaun Alexander	5 (2001-05)
	Michael Turner	5 (2008-12)

* Indicates Hall of Famer

PLAYER NOTES - HENRY

SEASONS W/ 5+ RUSHING TDs TO BEGIN A CAREER

Henry has produced at least 5 rushing TDs in each of his first nine career seasons (2016-24), becoming the fifth player in NFL history to accomplish this feat.

MOST SEASONS W/ 5+ RUSH TDs TO BEGIN CAREER (NFL HISTORY)

Rk.	Player	Seasons (Years)
1.	Marshall Faulk*	10 (1994-2003)
	LaDainian Tomlinson*	10 (2001-10)
3.	Derrick Henry	9 (2016-24)
	Jim Brown*	9 (1957-65)
	Ricky Watters	9 (1992-2000)

* Indicates Hall of Famer

200-YARD RUSHING PERFORMANCES

200-YARD RUSHING GAMES / REGULAR SEASON

NFL HISTORY			ACTIVE PLAYERS		
Rk.	Player	Games	Rk.	Player (Team)	Games
1.	Derrick Henry	6	1.	Derrick Henry (Bal.)	6
	Adrian Peterson	6	2.	Dalvin Cook (Dal.)	2
	O.J. Simpson	6		Jonathan Taylor (Ind.)	2
4.	Tiki Barber	5	4.	Achane / Barkley / Jacobs	1

✗ In each of Henry's six 200-yard rushing performances, he's also tallied at least 2 rushing TDs. His six games with at least 200 rushing yards and multiple rushing scores double the second-most such performances by a player in NFL history. (Hall of Famers Jim Brown, Barry Sanders and LaDainian Tomlinson have each accomplished this single-game feat on three occasions.)

Derrick Henry's 87-yard rushing TD on Baltimore's first play of the 9/29/24 game vs. Buf. is the longest rush in Ravens franchise history.

GAMES W/ 150 RUSHING YARDS & 2 RUSHING TDs

Henry's 12 games with at least 150 rushing yards and 2 rushing TDs tie Hall of Famer LaDainian Tomlinson for the second most in NFL history. Only the legendary Jim Brown (13) has produced more.

MOST GAMES W/ 150+ RUSH YARDS & 2+ RUSH TDs (NFL HISTORY)

Rk.	Player	Games
1.	Jim Brown*	13
2.	Derrick Henry	12
	LaDainian Tomlinson*	12
4.	Barry Sanders*	10
5.	Eric Dickerson*	9
	Emmitt Smith*	9

* Indicates Hall of Famer

In 2024, Derrick Henry became the fifth player in NFL history to record 1,500 rushing yards in four career seasons (2019-20, 2022, 2024).

MILESTONES ACHIEVED

IN 2024, HENRY ...

- ✗ Registered 1,921 rushing yards, good for the 11th-most in NFL single-season history. Henry's 1,921 yards on the ground are the second-most by a player in his first year with a franchise, trailing only Eagles RB Saquon Barkley (2,005 in 2024). Henry also became the first player in league history to post multiple seasons (also in 2020) of at least 1,900 rushing yards.
- ✗ Recorded 16 rushing TDs, becoming the fourth player in league history with 15-or-more rushing TDs in at least three different seasons (also in 2019-20), joining Pro Football Hall of Famers LaDainian Tomlinson (four) and Emmitt Smith (three), as well as Shaun Alexander (three).
- ✗ Tied Jim Brown for the fourth-most multi-TD rushing performances (27) in NFL history, trailing only LaDainian Tomlinson (38), Emmitt Smith (36) and Adrian Peterson (28).
- ✗ Posted his 22nd game with at least 100 rushing yards and 2 rushing TDs, surpassing Emmitt Smith for the third-most such performances in NFL history, trailing only Jim Brown (25) and LaDainian Tomlinson (25).
- ✗ Totaled 2,114 scrimmage yards to go along with his club-record 16 rushing TDs, becoming the fifth player in NFL history with at least 2,000 scrimmage yards and 15 rushing TDs in multiple seasons (also in 2020), joining Terrell Davis, Priest Holmes, Larry Johnson and Emmitt Smith.
- ✗ Notched 5.9 yards per carry, ranking as the fourth-best single season average by a player with at least 300 rush attempts in NFL history.

With four 150-yard rushing games in 2024, Derrick Henry surpassed Jamal Lewis (2003) for the most such performances in Ravens single-season history.

10,000 & 100 CLUB

In 2024, Henry became the ninth player in NFL history with at least 10,000 rushing yards and 100 rushing TDs in a career, joining Marcus Allen, Jim Brown, Marshall Faulk, Walter Payton, Adrian Peterson, John Riggins, Emmitt Smith and LaDainian Tomlinson.

10,000+ RUSH YARDS & 100+ RUSH TDs IN A CAREER (NFL HISTORY)

Player (Seasons)	Rush Yards	Rush TDs
Marcus Allen* (1982-97)	12,243	123
Jim Brown* (1957-65)	12,312	106
Marshall Faulk* (1994-2005)	12,279	100
Derrick Henry (2016-24)	11,423	106
Walter Payton* (1975-87)	16,726	110
Adrian Peterson (2007-21)	14,918	120
John Riggins* (1971-85)	11,352	104
Emmitt Smith* (1990-2004)	18,355	164
LaDainian Tomlinson* (2001-11)	13,684	145

* Indicates Hall of Famer

Derrick Henry (12/6/18 vs. Jax.) owns one of two 99-yard rushing TDs in NFL history. RB Tony Dorsett (1/3/83 at Min.) produced the other.

PLAYER NOTES - HENRY

106 RUSHING TDs IN FIRST NINE SEASONS (2016-24)

Henry's 106 career rushing TDs tie Pro Football Hall of Famer Jim Brown for the third most through nine seasons of a career in NFL history, trailing only LaDainian Tomlinson (138) and Emmitt Smith (125).



106 CAREER RUSHING TDs

Home	50	2016	5	2022	13
Away	56	2017	5	2023	12
1st Qtr.	19	2018	12	2024	16
2nd Qtr.	32	2019	16	Primetime ...	23
3rd Qtr.	30	2020	17	In A Win	82
4th Qtr./OT	25	2021	10	Red Zone.....	86

HISTORIC RUSHING SEASON IN 2020

In 2020, Henry earned NFL Offensive Player of the Year, *Associated Press* first-team All-Pro and FedEx Ground Player of the Year honors, while being named to his second-career Pro Bowl. He's one of nine players in NFL history to eclipse 2,000 rushing yards in a season, totaling career highs in rushing yards (2,027) and rushing TDs (17) on 378 carries (5.4 avg.).

2,000-YARD RUSHING SEASONS (NFL HISTORY)

Rk.	Player (Team)	Rush Yards	Year
1.	Eric Dickerson (LAR)	2,105	1984
2.	Adrian Peterson (Min.)	2,097	2012
3.	Jamal Lewis (Bal.)	2,066	2003
4.	Barry Sanders (Det.)	2,053	1997
5.	Derrick Henry (Ten.)	2,027	2020
6.	Terrell Davis (Den.)	2,008	1998
7.	Chris Johnson (Ten.)	2,006	2009
8.	Saquon Barkley (Phi.)	2,005	2024
9.	O.J. Simpson (Buf.)	2,003	1973

Derrick Henry is the only player since the 1970 NFL merger to lead the league in rushing attempts, yards & TDs in consecutive seasons (2019-20).

KING HENRY'S ROYAL PLAYOFF PERFORMANCES

With 1,002 career postseason rushing yards, Henry is the second player all time with 1K+ yards in his first nine career playoff games, joining Pro Football HOFer Terrell Davis (1,140).

MOST RUSH YARDS THROUGH NINE PLAYOFF GAMES (NFL HISTORY)

Rk.	Player (Team)	Rushing Yards
1.	Terrell Davis (Broncos)	1,140
2.	Derrick Henry (Ravens/Titans)	1,002
3.	John Riggins (Washington)	996

✗ In the Ravens' 2024 WC win over Pittsburgh, Henry posted a Ravens' single-game playoff record 186 rushing yards, also scoring 2 TDs (8 yards & 44 yards).

✗ Henry's 1,002 career playoff rushing yards stand as the seventh most in NFL postseason history.

ALL-TIME RUSHING YARDS

MOST RUSHING YARDS / NFL HISTORY

Rk.	Player	Yards	Rk.	Player	Yards
1.	Emmitt Smith*	18,355	17.	Fred Taylor	11,695
2.	Walter Payton*	16,726	18.	Steven Jackson	11,438
3.	Frank Gore	16,000	19.	Derrick Henry	11,423
4.	Barry Sanders*	15,269	20.	John Riggins*	11,352
5.	Adrian Peterson	14,918	21.	Corey Dillon	11,241
6.	Curtis Martin*	14,101	22.	O.J. Simpson*	11,236
7.	LaDainian Tomlinson*	13,684	23.	LeSean McCoy	11,102
8.	Jerome Bettis*	13,662	24.	Warrick Dunn	10,967
9.	Eric Dickerson*	13,259	25.	Ricky Watters	10,643
10.	Tony Dorsett*	12,739	26.	Jamal Lewis	10,607
11.	Jim Brown*	12,312	27.	Thomas Jones	10,591
12.	Marshall Faulk*	12,279	28.	Tiki Barber	10,449
13.	Edgerrin James*	12,246	29.	Eddie George	10,441
14.	Marcus Allen*	12,243	30.	Marshawn Lynch	10,413
15.	Franco Harris*	12,120	31.	Ottis Anderson	10,273
16.	Thurman Thomas*	12,074	32.	Ricky Williams	10,009

* Indicates Hall of Famer

HENRY'S CAREER HONORS

ASSOCIATED PRESS NFL OFFENSIVE PLAYER OF THE YEAR

• 2020

ASSOCIATED PRESS FIRST-TEAM ALL-PRO

• 2020

ASSOCIATED PRESS SECOND-TEAM ALL-PRO

• 2019, 2024

FIVE-TIME PRO BOWLER

• 2019-20, 2022-24

THREE-TIME PFWA ALL-NFL TEAM

• 2019-20, 2024

THREE-TIME PFWA ALL-NFL TEAM

• 2019-20, 2024

FIVE-TIME PFWA ALL-AFC

• 2018-20, 2023-24

TWO-TIME FEDEX GROUND PLAYER OF THE YEAR

• 2019-20

NFL 101 AWARDS AFC OFFENSIVE PLAYER OF THE YEAR

• 2020

THREE-TIME AFC OFFENSIVE PLAYER OF THE MONTH

• December 2018, October 2020, October 2022

NINE-TIME AFC OFFENSIVE PLAYER OF THE WEEK

• Week 6, 2024; Week 4, 2024; Week 8, 2022; Week 6, 2021; Week 2, 2021; Week 17, 2020; Week 6, 2020; Week 17, 2019; Week 14, 2018


17-TIME FEDEX GROUND PLAYER OF THE WEEK

• Week 4, 2024; Week 18, 2023; Week 5, 2021; Week 3, 2021; Week 2, 2021; Week 15, 2020; Week 14, 2020; Week 12, 2020; Week 11, 2020; Week 6, 2020; Week 17, 2019; Week 14, 2019; Week 13, 2019; Week 12, 2019; Week 10, 2019; Week 15, 2018; Week 14, 2018

TWO-TIME TITANS WALTER PAYTON MAN OF THE YEAR NOMINEE

• 2021-22

PLAYER NOTES - FLOWERS



ZAY FLOWERS

#4 | WIDE RECEIVER

"He has things that you just can't teach. The way he's grounded and how humble he is and how he works hard ... He just does everything the right way. He's super mature and knows what he wants. He's competitive. He has fun. I'm not surprised at all by his success. This kid just has it."

- Former Ravens WR Torrey Smith on Zay Flowers

ZAY TOPS THE RAVENS' ROOKIE CHARTS IN 2023

RECEPTIONS	RECEIVING YARDS	REC. 1ST DOWNS	RECEIVING YAC
1	1	1	1
77	858	41	387

50+ SCRIMMAGE YARDS IN FIRST SEVEN GAMES

In 2023, WR Zay Flowers became the second rookie WR (also Ja'Marr Chase in 2021) since the 1970 AFL-NFL Merger to post at least 50 yards from scrimmage in each of the first seven games of a professional career.

50+ SCRIMMAGE YDS IN EACH OF 1ST SEVEN GAMES (WRs SINCE 1970 AFL-NFL MERGER)



ZAY FLOWERS (2023)



JA'MARR CHASE (2021)

MOST RECEIVING YARDS / YEARS 1-2 OF CAREER (RAVENS HISTORY)

Rk.	Player (Seasons)	Receiving Yards
1.	Zay Flowers (2023-24)	1,917
2.	Torrey Smith (2011-12)	1,696
3.	Mark Clayton (2005-06)	1,410
4.	Mark Andrews (2018-19)	1,404
5.	Marquise Brown (2019-20)	1,353



X In 2024, WR Zay Flowers became the first player in Ravens history to record a 1,000-yard receiving season within the first two years of his career.

SECOND-YEAR WR RANKS (2023-24)

RECEPTIONS / SECOND-YEAR WRs / 2023-24

Rk.	Player (Team)	Receptions
1.	Puka Nacua (LAR)	184
2.	Jaxon Smith-Njigba (Sea.)	163
3.	Zay Flowers (Bal.)	151
4.	Josh Downs (Ind.)	130
5.	Jordan Addison (Min.)	133

RECEIVING YARDS / SECOND-YEAR WRs / 2023-24

Rk.	Player (Team)	Receiving Yards
1.	Puka Nacua (LAR)	2,476
2.	Zay Flowers (Bal.)	1,917
3.	Jordan Addison (Min.)	1,786
4.	Jaxon Smith-Njigba (Sea.)	1,758
5.	Jayden Reed (GB)	1,650

In 2024, Zay Flowers tied TE Mark Andrews (2021) for the most 100-yard receiving performances (five) in Ravens single-season history.

FASTEST IN RAVENS HISTORY TO 1K REC. YARDS

In 2024, Flowers tied (Torrey Smith) as the fastest player in Ravens history to reach 1,000 receiving yards in a career, doing so in his 19th game played.

FEWEST GAMES TO 1,000 CAREER RECEIVING YDs (RAVENS HISTORY)

Rk.	Player	Games (Years)
1.	Zay Flowers	19 (2023-24)
	Torrey Smith	19 (2011-12)
3.	Marquise Brown	22 (2019-20)

FASTEST IN RAVENS HISTORY TO 100 RECEPTIONS

In 2024, Flowers became the fastest player in Ravens franchise history to reach 100 receptions in a career, doing so in his 21st game played.

FEWEST GAMES TO 100 CAREER RECEPTIONS (RAVENS HISTORY)

Rk.	Player	Games (Years)
1.	Zay Flowers	21 (2023-24)
2.	Ray Rice	26 (2008-09)
3.	Mark Clayton	27 (2005-06)

Zay Flowers (1,917 receiving yards in 33 GP) is 83 receiving yards shy of surpassing Torrey Smith (36 GP) as the fastest Raven to reach 2k in a career.

PLAYER NOTES - SMITH



ROQUAN SMITH

#0 | INSIDE LINEBACKER

"I can continue to raise my level week in and week out. No human is perfect at the end of the day, so there are plays in every game that I would want back, but that's just a part of chasing perfection. I think it goes for each and every guy in this locker room."

- ILB Roquan Smith on the defense continuing to improve throughout the 2024 season

AGENT ZERO STRIKES AGAIN

With a team-high 154 total tackles (81 solo) in 2024, ILB Roquan Smith earned his third-career Pro Bowl nod. The seven-year pro was one of just three NFL defenders with at least 150 tackles, 1 INT, 1 FF and 1 FR on the season.

NFL DEFENDERS WITH AT LEAST 150 TTs, 1 INT, 1 FF & 1 FR IN 2024

Player (Team)	TTs	INTs	FFs	FRs
Roquan Smith (Bal.)	154	1	1	1
Zach Baun (Phi.)	151	1	5	1
Kaden Elliss (Atl.)	151	1	1	1

✗ With an INT in Week 1 at KC (9/5/24), Smith became the 13th player in NFL history with at least 20 sacks & 10 INTs in the first 100 appearances in a career, reaching the mark in his 95th game.

✗ Smith tallied a season-high 18 tackles (11 solo) and 1 FF at TB (10/21), marking his seventh-career game with at least 15 tackles.

SMITH'S LB RANKS SINCE 2018

SOLO TACKLES	TOTAL TACKLES	INTs	TFL
1	2	31	10
615	1,004	10	63

TOTAL TACKLES LEADERS

TACKLES / SINCE 2018			TACKLES / 2024		
Rk.	Player (Team)	TTs	Rk.	Player (Team)	TTs
1.	Bobby Wagner (Was.)	1,060	1.	Zaire Franklin (Ind.)	173
2.	Roquan Smith (Bal.)	1,004	2.	Budda Baker (Ari.)	164
3.	Foye Oluokun (Jax.)	918	3.	Robert Spillane (LV)	158
4.	Fred Warner (SF)	896	4.	Roquan Smith (Bal.)	154
5.	Eric Kendricks (Dal.)	860		Jamien Sherwood (NYJ)	154
6.	Lavonte David (TB)	836	6.	Zach Baun (Phi.)	150
7.	Budda Baker (Ari.)	825		Kaden Elliss (Atl.)	150
8.	Demario Davis (NO)	811	8.	Nick Cross (Ind.)	145
9.	Jordan Hicks (Cle.)	789	9.	Jordyn Brooks (Mia.)	143
10.	Tremaine Edwards (Chi.)	788		Germaine Pratt (Cin.)	143

IN LEGENDARY COMPANY

Smith became the first player since Hall of Famer Ray Lewis (1996-2001) to post at least 100 tackles, multiple sacks and 1 INT in each of the first six years of a career (2018-23).



ROQUAN SMITH
(2018-23)

Year	TTs	Sacks	INTs
2023	158	1.5	1
2022	169	4.5	3
2021	163	3	1
2020	139	4	2
2019	100	2	1
2018	121	5	1



RAY LEWIS
(1996-2001)

Year	TTs	Sacks	INTs
2001	162	3.5	3
2000	187	3	2
1999	198	3.5	3
1998	154	3	2
1997	210	4	1
1996	142	2.5	1

ONE OF THREE OVER FIRST SEVEN

Smith (2018-24) is one of three players since at least 2000 (when data became available) to accumulate at least 900 tackles, 50 TFL and 8 INTs over the first seven seasons of a career, joining LBs Bobby Wagner & Luke Kuechly (who both accomplished the feat from 2012-18). Smith accomplished this feat in just the first five games of 2024.

900 TTs, 50 TFL & 8 INTs IN FIRST SEVEN SEASONS (SINCE 2000)

ROQUAN SMITH
(2018-24)



1,004 TACKLES
63 TFL
10 INTs

BOBBY WAGNER
(2012-18)



910 TACKLES
51 TFL
9 INTs

LUKE KUECHLY
(2012-18)



948 TACKLES
71 TFL
16 INTs

SMITH TACKLES MORE FEATS

1,000
10+

With his 10-tackle performance in the 2024 regular season finale vs. Cle (1/4/25), Smith eclipsed 1,000 career tackles, becoming the youngest player (27 years old) in NFL history to reach the 1k mark.

Smith's 52 outings (including nine in 2024) with at least 10 tackles since entering the league in 2018 are the NFL's most.

PLAYER NOTES - HAMILTON



KYLE HAMILTON

#14 | SAFETY

"Whether that's vocal or actually doing stuff on the field, being vocal on the field, off the field and stuff like that, that's something that the coaches have challenged me with doing this year. I'm still a young guy – relatively – but with power comes responsibility, and heavy is the head that wears the crown."

- S Kyle Hamilton on stepping into more of a leadership role in 2024

THE SWISS ARMY KNIFE DOES IT ALL

✗ S Kyle Hamilton recorded a team-high 10 tackles (7 solo), including 1 TFL, and 1 PD vs. Den. (11/3/24), becoming the first DB since Buffalo's George Wilson (2011) to record at least 10 tackles and 1 PD in three consecutive games.

✗ Hamilton posted a career-high and team-best 12 tackles at Dal. (9/22/24), marking the most tackles by a Ravens DB since Marcus Williams posted 12 in his team debut (9/11/22 at NYJ).

✗ In 2024, Hamilton earned his second-straight Pro Bowl invitation and was named AP second-team All-Pro.

FIRST CAREER INT-TD

✗ Hamilton scored his first-career INT-TD off his own deflected pass on the second play from scrimmage in Week 10 of 2023 vs. Cle. (11/12/23). The score marked a franchise record for fastest defensive TD ever recorded in a game (40 seconds).

ATTACKING THE BACKFIELD

Hamilton had a career day vs. Indianapolis (9/24/23), posting a single-game best 3 sacks, while adding 9 tackles (7 solo), 1 FF and 1 PD. He became the youngest defensive back (at 22 years & 192 days old) with 3 sacks in a game since 1982, when the individual sack became an official statistic.

YOUNGEST NFL DBs WITH 3+ SACKS IN A GAME (SINCE DATA BECAME AVAILABLE IN 2000)



KYLE HAMILTON
BAL. VS. IND. (9/24/23)
22 YEARS, 192 DAYS



MIKE HILTON
PIT. AT HOU. (12/25/17)
23 YEARS, 291 DAYS



JAMAL ADAMS
NYJ AT WAS. (11/17/19)
24 YEARS, 31 DAYS

PROHIBITING THE PASS

In 2024, Hamilton (7.76) and teammate S Ar'Darius Washington (7.81) were the Top 2 NFL safeties in yards per completion allowed (min. 40 targets).

DEFENSIVE Yds / COMP. ALLOWED / '24 SAFETIES (MIN. 40 TARGETS IN COVERAGE)

Rk.	Player (Team)	Yds/Comp.
1.	Kyle Hamilton (Bal.)	7.76
2.	Ar'Darius Washington (Bal.)	7.81
3.	DeShon Elliott (Pit.)	7.89
4.	Derwin James (LAC)	8.44

NO-FLY ZONE

With 2 INTs at San Francisco (12/25/23), Hamilton became the youngest Raven in franchise history (22 years, 284 days) with a multi-pick performance. Hamilton's performance on Monday Night Football vs. the 49ers earned him Week 16 AFC Defensive Player of the Week honors.

YOUNGEST RAVENS W/ 2 INTs IN A GAME

Player	Age (Days)	Date
Kyle Hamilton	22 (284)	12/25/23
Ralph Staten	23 (4)	12/7/97
Ray Lewis	23 (191)	11/22/98
Dawan Landry	23 (303)	10/29/06
Ed Reed	24 (60)	11/10/02

✗ In total, the defense recorded 5 INTs (2 by Hamilton and 1 apiece for Marlon Humphrey, Patrick Queen & Marcus Williams) on the night, which tied for the most in single-game franchise history.

ONE FOR THE HISTORY BOOKS

With 10 TFL during the 2023 season, Hamilton surpassed S Ed Reed's record (2003) for most TFL (8) by a DB in Ravens single-season history.

TFL BY RAVENS DBs / SINGLE-SEASON HISTORY


Rk.	Player (Year)	TFL
1.	Kyle Hamilton (2023)	10
2.	Ed Reed (2003)	8
3.	Tony Jefferson (2017)	7
4.	Gary Baxter (2003)	6
	Will Hill (2015)	6
	Tony Jefferson (2018)	6
	Bernard Pollard (2012)	6
	Ed Reed (2004)	6

A PROLIFIC PLAYOFF DEBUT

✗ Finishing with a team-high 9 tackles (5 solo), 1 FF & 1 FR, Hamilton became the first player in Ravens history to record at least 1 FF and 1 FR in a playoff debut (1/15/23 at Cin.).

✗ Hamilton's 9 tackles also tied LB C.J. Mosley (1/3/15 at Pit.) for the second most by a Raven in a playoff debut, trailing only DL Marques Douglas (13 – 1/3/04 vs. Ten.).

PLAYER NOTES - HUMPHREY



MARLON HUMPHREY

#44 | CORNERBACK

"Having Marlon Humphrey at full speed and at his best would be massively beneficial, and that's what we expect him to be. He's in great shape. He gives us some great versatility in the back end with moving guys around. So, I would never discount Marlon Humphrey if I was an opponent. I believe in Marlon. I think he's one of the best players – one of the very, very best corners – in the National Football League."

- Head Coach John Harbaugh on having a healthy CB Marlon Humphrey in 2024

INTERCEPTION MACHINE

CB Marlon Humphrey led all AFC defenders with 6 INTs, which tied for third most among all NFL defenders, in 2024.

INTERCEPTIONS / 2024

Rk.	Player (Team)	INTs
1.	Kerby Joseph (Det.)	9
2.	Xavier McKinney (GB)	8
3.	Marlon Humphrey (Bal.)	6
	C.J. Gardner-Johnson (Phi.)	6
	Byron Murphy (Min.)	6
6.	Calen Bullock (Hou.)	5
	Amani Hooker (Ten.)	5
	Donte Jackson (Pit.)	5
	Derek Stingley Jr. (Hou.)	5

✗ Humphrey's sixth pick in 2024 came on a fourth-quarter pick-6 in the 34-17 victory vs. Pit. (12/21), marking the first INT-TD and the third defensive score (2 FR-TDs in 2019) of his career.

HUMPHREY IN GOOD COMPANY

Humphrey is just the third defender in franchise history to register double-digit INTs (19) and double-digit FFs (14) throughout a Ravens career. He stands with Hall of Famers LB Ray Lewis (31 INTs & 19 FFs) and S Ed Reed (61 INTs & 11 FFs) as the only Ravens to accomplish this feat. In 2024, Humphrey produced 6 INTs and 2 FFs.

RAVENS W/ DOUBLE-DIGIT INTERCEPTIONS & FORCED FUMBLES

Player (Years)	INTs	FFs
Ray Lewis (1996-2012)	31	19
Ed Reed (2002-12)	61	11
Marlon Humphrey (2017-present)	19	15



BALTIMORE DEFENDERS SINCE 2017

INTERCEPTIONS / SINCE 2017

Rk.	Player	INTs
1.	Marlon Humphrey	19
2.	Geno Stone	8
	Marcus Peters	8

PASSES DEFENSED / SINCE 2017

Rk.	Player	PD
1.	Marlon Humphrey	91
2.	Brandon Stephens	32
	Chuck Clark	32

FORCED FUMBLES / SINCE 2017

Rk.	Player	FFs
1.	Marlon Humphrey	15
2.	Odafe Oweh	7
	Matt Judon	7

MARLON MAKES IMPACTFUL PLAYS

✗ Humphrey posted 2 INTs at TB (10/21/24), marking the first multi-INT game of his career and a new single-season career high (4). He became the first player in 2024 to record 2+ picks in the same quarter and the first to do so on back-to-back defensive drives.

✗ Humphrey is the fourth-ever Raven (LB Ray Lewis, CB Chris McAlister & S Ed Reed) to record at least 1 INT in each of his first eight NFL seasons.

✗ Baltimore has only 4 losses (18-4) when Humphrey records a takeaway (2021 vs. Cin., 2022 vs. Buf., 2024 vs. LV & at Pit.).

✗ Humphrey is one of five active NFL players to have at least 20 TFL, 15 INTs and 5 sacks in a career. He joins LB Ray Lewis as the only Ravens to reach these marks with the franchise.

✗ In 2020, Humphrey led the NFL with 8 FFs (also a Ravens' single-season record), en route to earning his second Pro Bowl nod.

✗ Humphrey's 70-yard FR-TD vs. NE in Week 9 of the 2019 season is the longest FR return in Ravens franchise history.


MARLON THE MAGNET

Since entering the league in 2017, Humphrey's 91 PD are tied for the fifth most among active NFL players.

TOTAL PASSES DEFENSED / SINCE 2017

Rk.	Player (Team)	PD
1.	Darius Slay (Phi.)	113
2.	James Bradberry (Phi.)	102
3.	Denzel Ward (Cle.)	95
4.	Jalen Ramsey (Mia.)	94
5.	Marlon Humphrey (Bal.)	91
	Marshon Lattimore (Was.)	91
7.	Stephon Gilmore (Min.)	87
8.	Carlton Davis (Det.)	84
9.	Kendall Fuller (Mia.)	80
10.	Rasul Douglas (Buf.)	79

PLAYER NOTES - MADUBUIKE



NNAMDI MADUBUIKE

#92 | DEFENSIVE TACKLE

"Coming from Nigerian culture, our parents give us an American name and give us a Nigerian name. When we were growing up as little kids, they addressed us as our Nigerian name. So Nnamdi, I believe in my heart, that's my real name. I did it just for me being thoroughly honest with myself."

- DT Nnamdi Madubuike on changing his first name from 'Justin' to 'Nnamdi' in 2024

MADUBEAST MAKING HISTORY

In Week 15 at Jax. (12/17/23), DT Nnamdi Madubuike became the sixth Raven in franchise history to post at least a dozen sacks in a single season. His 13 sacks in 2023 tied (Trevor Pryce) for the fifth most by a Raven in single-season franchise history.

MOST SACKS / RAVENS SINGLE-SEASON HISTORY

Rk.	Player (Year)	Sacks
1.	Elvis Dumervil (2014)	17
2.	Peter Boulware (2001)	15
3.	Michael McCrary (1998)	14.5
4.	Terrell Suggs (2011)	14
5.	Nnamdi Madubuike (2023)	13
	Trevor Pryce (2006)	13
7.	Terrell Suggs (2014 & 2003)	12

Madubuike's Week 15 performance also marked his 11th-consecutive game with at least a half-sack, tying for the longest such streak in single-season NFL history.

CONSECUTIVE GAMES WITH AT LEAST A HALF-SACK - SINGLE-SEASON NFL HISTORY -



**NNAMDI
MADUBUIKE**
11 GAMES
(2023)



**TREY
HENDRICKSON**
11 GAMES
(2021)



**CHRIS
JONES**
11 GAMES
(2018)

PICKING UP WHERE HE LEFT OFF

✗ Dating back to the start of the 2023 season, Madubuike's 19 games with at least a half-sack are tied (Danielle Hunter and Travon Walker) for the NFL's third most.

A QUARTERBACK'S NIGHTMARE

Madubuike's 13 sacks in 2023 were the fourth most among all NFL defensive linemen and the most among NFL DTs.

2023 SACKS LEADERS / D-LINEMEN

Rk.	Player (Team)	Sacks
1.	Trey Hendrickson (Cin.)	17.5
2.	Maxx Crosby (LV)	14.5
3.	Myles Garrett (Cle.)	14
4.	Nnamdi Madubuike (Bal.)	13
5.	Jonathan Greenard (Hou.)	12.5
	Montez Sweat (Chi.)	12.5

2023 SACKS LEADERS / D-TACKLES

Rk.	Player (Team)	Sacks
1.	Nnamdi Madubuike (Bal.)	13
2.	Chris Jones (KC)	10.5
3.	Zach Sieler (Mia.)	10
4.	Ed Oliver (Buf.)	9.5
5.	Christian Wilkins (Mia.)	9

A TRIO OF QB TAKEDOWNS

✗ Madubuike registered a career-high 3 sacks vs. Cin. (11/7/24) on Thursday Night Football, marking the second multi-sack performance (also 10/15/23 at Ten. in London) of his career.

✗ He became the 11th player in franchise history to collect at least 3 sacks in a single game and the first to do so since S Kyle Hamilton vs. Ind. (9/24/23).

RACKING UP SACKS AT HOME

✗ Madubuike posted at least 1 sack in seven of Baltimore's nine home games in 2023. No other NFL player had more than six.

✗ His seven home games with a sack were the most by a Raven since Michael McCrary's mark of seven home games during the 1998 season.

MADUBUIKE'S BREAK OUT IN 2023

In his fourth season, Madubuike shattered his previous single-season highs (all set in 2022) in all major statistical categories. He also posted his first-career FRs in Week 7 (vs. Det.) and Week 15 (at Jax.) of 2023.


MADUBUIKE'S CAREER HIGHS

Stat	2022	2023
Total Tackles	42	56
Solo Tackles	25	38
Sacks	5.5	13
Sack Yards	20.5	89.5
TFL	8	12
QBHs	9	33



MADUBUIKE

PLAYER NOTES - VAN NOY & OWEH



KYLE VAN NOY

#53 | OUTSIDE LINEBACKER

"I'm always trying to prove that I can play – each and every year – at a high level. I have goals and dreams that I'm always chasing, and I felt like I've been underrated my whole career, and I'm just going to continue to work. I just have this chip on my shoulder that's probably never going to go away."

- OLB Kyle Van Noy on his strong 2024 season

RACKING UP THE SACKS

OLB Kyle Van Noy's 12.5 sacks (a career high) ranked as the fourth most among all NFL defenders in 2024.

2024 SACKS LEADERS

Rk.	Player (Team)	Sacks
1.	Trey Hendrickson (Cin.)	17.5
2.	Myles Garrett (Cle.)	14
3.	Nik Bonitto (Den.)	13.5
4.	Kyle Van Noy (Bal.)	11.5
5.	Jonathan Greenard (Min.)	12
	Danielle Hunter (Hou.)	12
	Micah Parsons (Dal.)	12
8.	Andrew Van Ginkel (Min.)	11.5
	T.J. Watt (Pit.)	11.5

✗ With 1.5 sacks vs. Pit. (12/21/24), Van Noy became the ninth player in Ravens history to record double-digit sacks in a season.

✗ In his first 30 games as a Raven (Week 4, 2023 to Week 18, 2024), KVN posted 21.5 sacks, which tied (Terrell Suggs) for the second most by a Raven in a player's first 30 games with the franchise.

AMONG EXCLUSIVE COMPANY

Van Noy has tallied 55 sacks, 14 FFs and 10 FRs throughout his 11-year career, joining DE Cameron Jordan, DT Calais Campbell, OLBs Khalil Mack & T.J. Watt as the league's only active players with at least 50 sacks, 10 FFs and 10 FRs.

ACTIVE PLAYERS WITH 50+ SACKS, 10+ FFs & 10+ FRs

Player	Sacks	FFs	FRs
Cameron Jordan	121.5	15	11
Calais Campbell	110.5	18	13
T.J. Watt	108	33	12
Khalil Mack	107.5	32	13
Kyle Van Noy	55	14	10



VAN NOY

DOUBLE TROUBLE

In 2024, Van Noy led the Ravens' defense with 12.5 sacks. He and OLB Odafe Oweh, who posted a career-high 10 sacks, were one of four NFL teammate duos (also Den., Hou., & Min.) to each post double-digit QB takedowns in 2024.

RAVENS PASS RUSH / 2024 SEASON



ODAFE OWEH

- ✗ 10 QB SACKS
- ✗ 23 QB HITS
- ✗ 74 SACK YARDS



KYLE VAN NOY

- ✗ 12.5 QB SACKS
- ✗ 21 QB HITS
- ✗ 83.5 SACK YARDS

RAVENS TOTAL DEFENSE

54

QB SACKS

115

QB HITS

318

SACK YARDS

(ALL TOP 5 IN NFL)

PLAYOFF PUNCH-OUTS

Van Noy's 4 defensive FFs in postseason action tie for the third most in NFL history, trailing only LB Ray Lewis (6) and LB Clay Matthews III (5). Van Noy's 4 defensive FFs in the playoffs tie (Charles Omenihu) for No. 1 among all active players.

PLAYOFF FFs / ALL TIME

Rk.	Player (GP)	FFs
1.	Ray Lewis (21)	6
2.	Clay Matthews III (15)	5
3.	Kyle Van Noy (17)	4
	Robert Mathis (18)	4
	Charles Omenihu (14)	4
	Terrell Suggs (21)	4

PLAYOFF FFs / ACTIVE

Rk.	Player (GP)	FFs
1.	Kyle Van Noy (17)	4
	Charles Omenihu (14)	4
3.	Von Miller (15)	3
4.	Nine Players	2

✗ Of Van Noy's 4 career postseason FFs, 3 have come via strip-sack, tying Von Miller and Charles Omenihu for the most among active NFL defenders.

SEASONED PLAYOFF PERFORMERS

Van Noy and DL Nick Bosa are the NFL's only active defenders with at least 50 tackles, 5 sacks and 2 FF in postseason action.



KYLE VAN NOY
59 TACKLES
6 SACKS, 4 FFs



NICK BOSA
50 TACKLES
10 SACKS, 2 FFs

A FAMILIAR FACE IN THE POSTSEASON

Kyle Van Noy's 17 postseason appearances tie (three other players) for fourth most among active NFL defenders, trailing only DT Chris Jones (22), Bobby Wagner (19) and Derrick Nnadi (18).

PLAYER NOTES - WASHINGTON & WIGGINS



AR'DARIUS WASHINGTON

#29 | SAFETY

"He's just been super consistent ever since I've been here. I think he's back there making plays and doing his job at a high level. I'm super happy for him and just thankful I get to play besides somebody like that and have somebody who's as much of a professional as he is. We're getting down to the crunch time of the season, and he's a big part of our defense."

- S Kyle Hamilton on the emergence of S Ar'Darius Washington in 2024



NATE WIGGINS

#2 | CORNERBACK

"He is really developing. He's learning fast. That's one of those positions where, I don't think you don't really understand it until you experience it. You're a corner, you're on the island. It's you and a great athlete, a great quarterback throwing to him, and you have one-on-one coverage so many times. He's a very quick learner that way."

- Head coach John Harbaugh on rookie CB Nate Wiggins' development

A.D. MAKING A SPLASH

Since his first-career start at FS in Week 11 at Pit. (11/17/24), S Ar'Darius Washington emerged as a key contributor, helping the Ravens' defense improve in all major categories.

CATEGORY	WKS 1-10 1ST 10 GMS (RK)	WKS 11-18 LAST 7 GMS (RK)
Total YPG	367.9 (27)	261.7 (1)
Scoring (PPG)	25.3 (25)	15.4 (1)
Yards/Play	5.7 (27)	4.4 (1)
Yards/Pass Att.	7.9 (29)	5.8 (1)
Passer Rating	101.8 (26)	72.2 (1)
Passing TDs	22 (32)	5 (1)
Net Pass YPG	294.9 (32)	171.6 (1)
Third Down Pct.	46.7 (30)	29.7 (1)

NOT ON WASHINGTON'S WATCH

In 2024, Washington's 250 receiving yards allowed on pass completions marked the NFL's fewest permitted by a safety (min. 40 targets).

YARDS ALLOWED ON COMPLETIONS / '24 SAFETIES (MIN. 40 TARGETS IN COVERAGE)

Rk.	Player (Team)	Yds on Comp.
1.	Ar'Darius Washington (Bal.)	250
2.	Ji'Ayir Brown (SF)	304
	Derwin James (LAC)	304

MOMENTUM SHIFTER

✗ Washington and teammate DB Tre'Davious White combined for a fourth-down tackle at the Ravens 4-yard line, forcing a turnover on downs in the 31-2 victory at Hou. (12/25/24).

✗ Washington forced a QB Russell Wilson fumble on the Ravens 4-yard line (recovered by OLB Kyle Van Noy) in the 34-17 win vs. Pit. (12/21/24), helping the Ravens clinch a postseason berth.

✗ In the 41-31 victory at TB (10/21/24), Washington posted a 7-yard sack of QB Baker Mayfield on the game's final drive.

LOCK DOWN FIRST-ROUNDER

CB Nate Wiggins' 13 PD tied for the second most by a 2024 rookie. His 13 PD are also the most by a rookie in Ravens history, which surpassed the previous record of 11 set by Marlon Humphrey (2017), Dawan Landry (2006) and Ed Reed (2002).

2024 PD LEADERS / ROOKIES

Rk.	Player (Team)	PD
1.	Mike Sainristil (Was.)	14
2.	Nate Wiggins (Bal.)	13
	Renardo Green (SF)	13
4.	Quinyon Mitchell (Phi.)	12
5.	Calen Bullock (Hou.)	11

✗ Wiggins was also just one of three rookie CBs who didn't allow a touchdown in coverage in 2024 (min. 40 targets).

FINDING GOLD ON AN ISLAND

During his 2024 rookie campaign, Wiggins allowed just 31 completions on 62 targets for a 50.0 completion percentage, which ranked fourth among all NFL CBs (min. 40 targets).

COMPLETION PCT. ALLOWED / 2024 NFL CBs (MIN. 40 TARGETS IN COVERAGE)

Rk.	Player (Team)	Comp. %
1.	Kamari Lassiter (Hou.)	43.8
2.	Derek Stingley Jr. (Hou.)	47.1
3.	Adoree' Jackson (NYG)	48.8
4.	Nate Wiggins (Bal.)	50.0




WIGGINS

HOUSE CALL

✗ Wiggins tallied his first-career INT (a 26-yard INT-TD) vs. Cle. (1/4/25), becoming the fourth Ravens rookie to post a pick-6, joining S Dawan Landry, CB Ronnie Prude and S Chad Williams.

✗ Wiggins also became the youngest player (21 years & 129 days) in franchise history to register an INT-TD.

PLAYER NOTES - TUCKER



JUSTIN TUCKER

#9 | KICKER

"Death, taxes, and Justin Tucker in the final minute of regulation and overtime. That's how much of a guarantee Tucker has been for the Baltimore Ravens with the game on the line. Without question, Tucker has been the best kicker in the NFL since he entered the league [in 2012]."

- CBS Sports' Jeff Kerr on Justin Tucker

TUCKER IS ONE OF THE BEST EVER

Seven-time Pro Bowler Justin Tucker, the most accurate kicker in NFL history, owns an 89.1% success mark on FGs.

BEST CAREER FIELD GOAL PERCENTAGE (NFL HISTORY / MIN. 100 ATTEMPTS)

Rk.	Player (Team)	FGM - FGA	Pct.
1.	Justin Tucker (Bal.)	417-468	89.1
2.	Harrison Butker (KC)	218-246	88.6
3.	Eddy Pineiro (Car.)	111-126	88.1
4.	Chris Boswell (Pit.)	272-309	88.0
5.	Daniel Carlson (LV)	203-232	87.5

TUCKER HITS THE MARK

Since entering the league in 2012, K Justin Tucker ranks at or near the top of several NFL kicking categories:

417

Field Goals Made

NFL's Most Since 2012

1,775

Points Scored

NFL's Most Since 2012

89.1

Career FG Percentage

No. 1 in NFL History

184

40+ Yard FGM

NFL's Most Since 2012

64

50+ Yard FGM

No. 2 in NFL History

8

Games w/ 2+ 50+ FGM

No. 3 in NFL History

TUCK'S CHART TALK

MOST FGM / SINCE 2012 / ACTIVE KICKERS

Rk.	Player (Team)	FGM
1.	Justin Tucker (Bal.)	417
2.	Greg Zuerlein (NYJ)	338
3.	Matt Prater (Ari.)	316

FGM FROM 50-PLUS YARDS / NFL HISTORY

Rk.	Player (GP)	50+ FGM
1.	Matt Prater (254)	81
2.	Justin Tucker (212)	64
3.	Sebastian Janikowski (284)	58

MOST POINTS / SINCE 2012 / ACTIVE KICKERS

Rk.	Player (Team)	Points
1.	Justin Tucker (Bal.)	1,775
2.	Greg Zuerlein (NYJ)	1,409
3.	Matt Prater (Ari.)	1,405

MOST POINTS / YEARS 1-13 / NFL HISTORY

Rk.	Player (Team)	Points
1.	Justin Tucker (Bal.)	1,775
2.	Stephen Gostkowski (NE)	1,743
3.	Mason Crosby (GB)	1,575

CRUNCHTIME NOTES

✕ Tucker connected on 65 consecutive fourth-quarter/OT FGs without a miss from 9/11/16-11/20/22 and 82 consecutive second-half/OT FGs without a miss from 11/19/17-11/27/22, marking the longest such streaks in NFL history. A potential game-winning, career-long 67-yard FGA at Jax. (11/27/22) snapped his record-long streaks.

✕ Tucker is 28-of-31 (90.3%) in the final two minutes of regulation, 18-of-20 (90.0%) on tries in the final minute of regulation and a perfect 6-of-6 on OT attempts throughout his career.

✕ Tucker owns seven career regular season game-winning FGs with no time remaining in regulation, marking the most by a kicker in NFL history. Of those seven, four occurred while his team was trailing, also marking the most in NFL history.

20 GAME-WINNING FIELD GOALS (REG.+POST.)

- 2024: Week 5 at Cin., 24 yds, OT
- 2022: Week 5 vs. Cin., 43 yds
- 2021: Week 9 vs. Min., 36 yds OT
- 2021: Week 3 at Det., 66 yds*
- 2020: Week 14 at Cle., 55 yds
- 2019: Week 13 vs. SF, 49 yds
- 2019: Week 5 at Pit., 46 yds OT
- 2018: Week 11 vs. Cin., 24 yds
- 2016: Week 3 at Jax., 53 yds
- 2016: Week 2 at Cle., 49 yds
- 2015: Week 11 vs. STL, 47 yds
- 2015: Week 8 vs. SD, 39 yds
- 2015: Week 4 at Pit., 52 yds OT
- 2014: Week 3 at Cle., 32 yds
- 2013: Week 15 at Det., 61 yds
- 2013: Week 10 vs. Cin., 46 yds OT
- 2013: Week 5 at Mia., 44 yds
- 2012: Div. at Den., 47 yds 2OT
- 2012: Week 12 at SD, 38 yds OT
- 2012: Week 3 vs. NE, 27 yds

*NFL Record

PLAYER NOTES - TUCKER

LONGEST FIELD GOALS MADE IN NFL HISTORY

Player (Date)	Distance	Player (Date)	Distance
Justin Tucker (9/26/21)	66	Jason Elam (10/25/98)	63
Brandon Aubrey (9/22/24)	65	Graham Gano (10/7/18)	63
Matt Prater (12/8/13)	64	S. Janikowski (9/12/11)	63
David Akers (9/9/12)	63	Brett Maher (10/20/19)	63
Tom Dempsey (11/8/70)	63	Joey Slye (9/29/24)	63

TUCKER TIDBITS

- ✗ In 2023, Tucker set a new career best and single-season franchise record with 147 points, marking the NFL's second-most points. His seven seasons with 140+ points tie (K Stephen Gostkowski) for the most in NFL history. Tucker posted his ninth-ever season with at least 30 FGM. Incredibly no other kicker in NFL history has registered more than five such seasons. Additionally, he tied K Morten Andersen for the most Pro Bowls (seven) by a kicker in NFL history.
- ✗ In 2022, Tucker posted a league-leading 37 FGs and AFC-high 142 points scored, en route to his sixth-career Pro Bowl honor. He was 1 point shy of Jason Myers' league-leading 143 points with Seattle.
- ✗ Tucker's 92.8 career FG% in the second half/OT (205-of-221) ranks as the NFL's best such mark of all time (minimum 100 attempts).
- ✗ Since PATs were moved back to the 15-yard line in 2015, Tucker (414-of-422) has produced the NFL's best PAT percentage (98.1, minimum 150 attempts).
- ✗ Tucker owns the most FGM (417), multi-FG performances (129) and points scored (1,775) by a player in Years 1-13 in NFL history.
- ✗ Tucker's 6 FGs on 12/16/13 at Det. set a team record (later tied on 10/15/23 at Ten. in London) and a single-game NFL high in 2013. He became the first kicker ever to connect from the 20-, 30-, 40-, 50- & 60-yard range in a game.
- ✗ In 2016, Tucker connected on a then-NFL record 24 FGs from 40-plus yards. His 10 makes from 50-plus yards also tied (Blair Walsh in 2012) for a then-NFL record. Both marks have since been surpassed. Incredibly, Tucker finished a perfect 10-for-10 on those 50-plus yard tries in 2016.

PRO BOWLS BY A KICKER IN NFL HISTORY

PRO BOWL HONORS / KICKERS / NFL HISTORY

Rk.	Player	No.
1.	Justin Tucker	7
	Morten Andersen	7
3.	David Akers	6
	Jan Stenerud	6
5.	Gary Anderson	4
	Sam Baker	4
	Jim Bakken	4
	Stephen Gostkowski	4

417 FGM in Tucker's career, marking the most in franchise history

1,775 points scored in Tucker's career, marking the most in Ravens history and by any NFL player in Years 1-13 of a career

64 FGM from 50+ yards, marking the second most in NFL history

147 points scored by Tucker in 2023, marking a franchise record and a personal single-season high

RAVENS CHARTS

MOST POINTS SCORED

Rk.	Name (Seasons)	Points
1.	Justin Tucker (2012-24)	1,775
2.	Matt Stover (1996-2008)	1,464
3.	Mark Andrews (2018-24)	312
4.	Billy Cundiff (2009-11)	294
5.	Jamal Lewis (2000-06)	284

MOST FIELD GOALS MADE

Rk.	Name (Seasons)	FGM
1.	Justin Tucker (2012-24)	417
2.	Matt Stover (1996-2008)	354
3.	Billy Cundiff (2009-11)	66
4.	Stephen Hauschka (2008-09)	10
5.	Shayne Graham (2011)	2


TUCKER'S SPLITS

Tucker, the most accurate kicker in NFL history, owns an 89.1% success mark (417-of-468) on FGs.

Home	203-230	88.3%	2012	30-33	90.9%
Away	214-238	89.9%	2013	38-41	92.7%
vs. AFC	298-335	89.0%	2014	29-34	85.3%
vs. NFC	119-133	89.5%	2015	33-40	82.5%
AFC North	152-171	88.9%	2016	38-39	97.4%
1st Qtr.	72-85	84.7%	2017	34-37	91.9%
2nd Qtr.	140-162	86.4%	2018	35-39	89.7%
3rd Qtr.	71-75	94.7%	2019	28-29	96.6%
4th Qtr.	128-140	91.4%	2020	26-29	89.7%
Overtime	6-6	100%	2021	35-37	94.6%
20-29	111-111	100%	2022	37-43	86.0%
30-39	122-125	97.6%	2023	32-37	86.5%
40-49	120-136	88.2%	2024	22-30	73.3%
50+	64-96	66.7%			

FAST & FURIOUS

Since entering the league in 2012, Tucker has reached several marks faster than any other player in NFL history:



ALPHABETICAL ROSTER

NO.	NAME	POS	HT	WT	AGE	EXP	COLLEGE	HOMETOWN	HOW ACQ	GP	GS	DNP	IA
15	Agholor, Nelson	WR	6-0	200	31	10	USC	Tampa, FL	UFA (NE) '23	14	7	0	3
26	Ali, Rasheen	RB	5-11	212	23	R	Marshall	Cleveland, OH	D5 '24	6	0	0	6
89	Andrews, Mark	TE	6-5	250	29	7	Oklahoma	Scottsdale, AZ	D3b '18	17	13	0	0
7	Bateman, Rashod	WR	6-1	195	25	4	Minnesota	Tifton, GA	D1a '21	17	14	0	0
49	Board, Chris	ILB	6-2	240	29	7	North Dakota State	Orlando, FL	FA '24	17	1	0	0
24	Brade, Beau	S	6-0	209	23	R	Maryland	Clarksville, MD	FA '24	11	0	0	6
66	Cleveland, Ben	G	6-6	360	26	4	Georgia	Toccoa, GA	D3a '21	17	0	0	0
77	Faalele, Daniel	G	6-8	380	25	3	Minnesota	Melbourne, Australia	D4a '22	17	17	0	0
4	Flowers, Zay	WR	5-9	175	24	2	Boston College	Fort Lauderdale, FL	D1 '23	17	15	0	0
14	Hamilton, Kyle	S	6-4	224	23	3	Notre Dame	Atlanta, GA	D1a '22	17	17	0	0
40	Harrison, Malik	LB	6-3	255	26	5	Ohio State	Columbus, OH	D3c '20	15	7	0	2
22	Henry, Derrick	RB	6-3	247	31	9	Alabama	Yulee, FL	UFA (Ten.) '24	17	17	0	0
43	Hill, Justice	RB	5-10	195	27	6	Oklahoma State	Tulsa, OK	D4a '19	15	0	0	2
44	Humphrey, Marlon	CB	6-0	203	28	8	Alabama	Hoover, AL	D1 '17	16	16	0	1
50	Isaac, Adisa	OLB	6-4	253	23	R	Penn State	Brooklyn, NY	D3 '24	4	0	0	13
8	Jackson, Lamar	QB	6-2	205	28	7	Louisville	Pompano Beach, FL	D1b '18	17	17	0	0
17	Johnson, Josh	QB	6-3	214	38	10	San Diego	Oakland, CA	FA '23	6	0	11	0
74	Jones, Josh	G/T	6-7	339	27	5	Houston	Richmond, TX	UFA (Hou.) '24	16	0	1	0
98	Jones, Travis	DL	6-4	338	25	3	Connecticut	New Haven, CT	D3 '22	17	15	0	0
28	Kane, Sanoussi	S	5-11	210	23	R	Purdue	Harlem, NY	D7b '24	15	0	0	2
88	Kolar, Charlie	TE	6-6	267	26	3	Iowa State	Norman, OK	D4c '22	13	3	0	0
80	Likely, Isaiah	TE	6-4	247	24	3	Coastal Carolina	Cambridge, MA	D4e '22	16	9	0	1
64	Linderbaum, Tyler	C	6-2	314	24	3	Iowa	Solon, IA	D1b '22	17	17	0	0
92	Madubuike, Nnamdi	DL	6-3	305	27	5	Texas A&M	McKinney, TX	D3a '20	17	17	0	0
65	Mekari, Patrick	OL	6-4	305	27	6	Cal-Berkeley	Westlake Village, CA	FA '19	17	17	0	0
34	Mitchell, Keaton	RB	5-8	191	23	2	East Carolina	McDonough, GA	FA '23	5	0	0	3
46	Moore, Nick	LS	6-2	260	32	3	Georgia	Snellville, GA	FA '20	17	0	0	0
90	Ojabo, David	OLB	6-4	252	24	3	Michigan	Aberdeen, Scotland	D2 '22	13	0	0	4
99	Oweh, Odafe	OLB	6-5	255	26	4	Penn State	Howell, NJ	D1b '21	17	10	0	0
58	Pierce, Michael	DL	6-0	355	32	8	Samford	Daphne, AL	FA '22	11	1	0	1
42	Ricard, Patrick	FB	6-3	300	30	8	Maine	Spencer, MA	FA '17	17	6	0	0
95	Robinson, Tavius	OLB	6-6	262	26	2	Mississippi	Guelph, ON, Canada	D4 '23	17	7	0	0
70	Rosengarten, Roger	T	6-5	316	22	R	Washington	Highlands Ranch, CO	D2 '24	17	14	0	0
61	Samac, Nick	C	6-4	314	23	R	Michigan State	Mentor, OH	D7a '24	0	0	0	17
23	Simpson, Trenton	ILB	6-2	235	23	2	Clemson	Charlotte, NC	D3 '23	17	13	0	0
18	Sims, Steven	WR	5-10	176	27	4	Kansas	Houston, TX	W '24	2	0	0	0
0	Smith, Roquan	ILB	6-1	230	27	7	Georgia	Montezuma, GA	TR (Chi.) '22	16	16	0	1
79	Stanley, Ronnie	T	6-6	310	30	9	Notre Dame	Las Vegas, NV	D1 '16	17	17	0	0
21	Stephens, Brandon	DB	6-1	215	27	4	Southern Methodist	Plano, TX	D3b '21	17	17	0	0
11	Stout, Jordan	P	6-3	209	26	3	Penn State	Cedar Bluff, VA	D4d '22	17	0	0	0
27	Tampa Jr., T.J.	CB	6-1	199	22	R	Iowa State	St Petersburg, FL	D4b '24	7	0	0	3
9	Tucker, Justin	K	6-1	191	35	13	Texas	Austin, TX	FA '12	17	0	0	0
97	Urban, Brent	DL	6-7	309	33	11	Virginia	Mississauga, ON, Canada	UFA (Chi.) '22	13	0	0	4
53	Van Noy, Kyle	OLB	6-3	255	33	11	Brigham Young	Reno, NV	FA '23	16	13	0	1
72	Vorhees, Andrew	G	6-6	320	26	1	USC	Kingsburg, CA	D7 '23	15	3	0	2
81	Walker, Devontez	WR	6-1	198	23	R	North Carolina	Charlotte, NC	D4a '24	9	0	0	8
16	Wallace, Tylan	WR	5-11	202	25	4	Oklahoma State	Fort Worth, TX	D4 '21	17	0	0	0
29	Washington, Ar'Darius	S	5-8	180	25	3	Texas Christian	Shreveport, LA	FA '21	17	10	0	0
96	Washington, Broderick	DL	6-2	315	28	5	Texas Tech	Longview, TX	D5 '20	15	5	0	2
54	Welch, Kristian	LB	6-3	240	26	5	Iowa	Iola, WI	FA '24	9	1	0	0
25	White, Tre'Davious	CB	5-9	196	30	8	Louisiana State	Shreveport, LA	TR (LAR) '24	7	0	0	1
2	Wiggins, Nate	CB	6-1	182	21	R	Clemson	Atlanta, GA	D1 '24	15	6	0	2
32	Williams, Marcus	S	6-1	204	28	8	Utah	Corona, CA	UFA (NO) '22	11	9	1	5

Practice Squad (17)

71	Aumavae-Laulu, Malaesala	G/T	6-5	344	25	2	Oregon	Hilo, HI	D6 '23	2	0	0	4
67	Bullock, Corey	T	6-3	314	23	R	Maryland	Accokeek, MD	FA '24	0	0	0	0
12	Cunningham, Malik	WR	6-1	186	26	2	Louisville	Montgomery, AL	FA '23	0	0	0	0
76	Dalcourt, Darrian	G	6-3	320	24	R	Alabama	Havre de Grace, MD	FA '24	0	0	0	0
33	Kendall, Anthony	CB	5-10	188	25	2	Baldwin Wallace	Port Richey, FL	FA '24	0	0	0	0
35	King II, Desmond	CB	5-10	201	30	8	Iowa	Detroit, MI	FA '24	2	0	0	0
87	Kirkwood, Keith	WR	6-3	210	30	5	Temple	Neptune, NJ	FA '24	0	0	0	0
57	Kwenkeu, William	LB	6-1	235	28	3	Temple	Waldorf, MD	FA '24	2	0	0	0
13	Leary, Devin	QB	6-1	216	25	R	Kentucky	Sicklerville, NJ	D6 '24	0	0	0	0
6	Miller, Anthony	WR	5-11	199	30	5	Memphis	Memphis, TN	FA '24	2	0	0	1
84	Mitchell-Paden, Zaire	TE	6-5	257	25	1	Florida Atlantic	Rockville, MD	FA '24	0	0	0	0
94	Odeleye (IPPP), Adedayo	DL	6-5	271	27	1	Loughborough (UK)	Kent, UK	FA '24	0	0	0	0
68	Ravenell, C.J.	DL	6-5	292	24	R	Missouri Western State	Santa Clarita, CA	FA '24	0	0	0	0
69	Tupou, Josh	DL	6-3	340	30	7	Colorado	Long Beach, CA	FA '24	3	0	0	0
82	Wade, Dayton	WR	5-9	184	24	R	Mississippi	Atlanta, GA	FA '24	0	0	0	0
85	Washington, Scotty	TE	6-5	242	28	1	Wake Forest	Washington, D.C.	FA '23	0	0	0	0
93	Wormley, Chris	DL	6-5	300	31	8	Michigan	Toledo, OH	FA '24	2	0	0	1

Injured Reserve (6)

5	Armour-Davis, Jalyn	CB	6-1	197	25	3	Alabama	Mobile, AL	D4b '22	7	2	1	4
59	Hamm, Malik	OLB	6-3	254	24	2	Lafayette	Baltimore, MD	FA '23	0	0	0	0
45	Matthew, Christian	DB	6-2	197	28	3	Valdosta State	Columbus, GA	FA '23	0	0	0	0
10	Maulet, Arthur	CB	5-10	190	31	8	Memphis	New Orleans, LA	FA '23	3	0	0	2
30	Mullen, Trayvon	CB	6-2	194	27	5	Clemson	Coconut Creek, FL	FA '23	0	0	0	0
36	Wright, Owen	RB	5-9	217	25	1	Monmouth	Bethesda, MD	FA '23	0	0	0	0

Injured Reserve - Designated For Return (1)

3	Harty, Deonte	WR/RS	5-6	170	27	6	Assumption	Baltimore, MD	FA '24	5	0	0	1
---	---------------	-------	-----	-----	----	---	------------	---------------	--------	---	---	---	---

Practice Squad/Injured Reserve (1)

83	Ismail, Qadir	TE	6-6	232	24	R	Samford	Bel Air, MD	FA '24	0	0	0	0
----	---------------	----	-----	-----	----	---	---------	-------------	--------	---	---	---	---



NUMERICAL ROSTER

NO.	NAME	POS	HT	WT	AGE	EXP	COLLEGE	HOMETOWN	HOW ACQ	GP	GS	DNP	IA
0	Roquan Smith	ILB	6-1	230	27	7	Georgia	Montezuma, GA	TR (Chi.) '22	16	16	0	1
2	Nate Wiggins	CB	6-1	182	21	R	Clemson	Atlanta, GA	D1 '24	15	6	0	2
4	Zay Flowers	WR	5-9	175	24	2	Boston College	Fort Lauderdale, FL	D1 '23	17	15	0	0
7	Rashod Bateman	WR	6-1	195	25	4	Minnesota	Tifton, GA	D1a '21	17	14	0	0
8	Lamar Jackson	QB	6-2	205	28	7	Louisville	Pompano Beach, FL	D1b '18	17	17	0	0
9	Justin Tucker	K	6-1	191	35	13	Texas	Austin, TX	FA '12	17	0	0	0
11	Jordan Stout	P	6-3	209	26	3	Penn State	Cedar Bluff, VA	D4d '22	17	0	0	0
14	Kyle Hamilton	S	6-4	224	23	3	Notre Dame	Atlanta, GA	D1a '22	17	17	0	0
15	Nelson Agholor	WR	6-0	200	31	10	USC	Tampa, FL	UFA (NE) '23	14	7	0	3
16	Tylan Wallace	WR	5-11	202	25	4	Oklahoma State	Fort Worth, TX	D4 '21	17	0	0	0
17	Josh Johnson	QB	6-3	214	38	10	San Diego	Oakland, CA	FA '23	6	0	11	0
18	Steven Sims	WR	5-10	176	27	4	Kansas	Houston, TX	W '24	2	0	0	0
21	Brandon Stephens	DB	6-1	215	27	4	Southern Methodist	Plano, TX	D3b '21	17	17	0	0
22	Derrick Henry	RB	6-3	247	31	9	Alabama	Yulee, FL	UFA (Ten.) '24	17	17	0	0
23	Trenton Simpson	ILB	6-2	235	23	2	Clemson	Charlotte, NC	D3 '23	17	13	0	0
24	Beau Brade	S	6-0	209	23	R	Maryland	Clarksville, MD	FA '24	11	0	0	6
25	Tre'Davious White	CB	5-9	196	30	8	Louisiana State	Shreveport, LA	TR (LAR) '24	7	0	0	1
26	Rasheen Ali	RB	5-11	212	23	R	Marshall	Cleveland, OH	D5 '24	6	0	0	6
27	T.J. Tampa Jr.	CB	6-1	199	22	R	Iowa State	St Petersburg, FL	D4b '24	7	0	0	3
28	Sanoussi Kane	S	5-11	210	23	R	Purdue	Harlem, NY	D7b '24	15	0	0	2
29	Ar'Darius Washington	S	5-8	180	25	3	Texas Christian	Shreveport, LA	FA '21	17	10	0	0
32	Marcus Williams	S	6-1	204	28	8	Utah	Corona, CA	UFA (NO) '22	11	9	1	5
34	Keaton Mitchell	RB	5-8	191	23	2	East Carolina	McDonough, GA	FA '23	5	0	0	3
40	Malik Harrison	LB	6-3	255	26	5	Ohio State	Columbus, OH	D3c '20	15	7	0	2
42	Patrick Ricard	FB	6-3	300	30	8	Maine	Spencer, MA	FA '17	17	6	0	0
43	Justice Hill	RB	5-10	195	27	6	Oklahoma State	Tulsa, OK	D4a '19	15	0	0	2
44	Marlon Humphrey	CB	6-0	203	28	8	Alabama	Hoover, AL	D1 '17	16	16	0	1
46	Nick Moore	LS	6-2	260	32	3	Georgia	Snellville, GA	FA '20	17	0	0	0
49	Chris Board	ILB	6-2	240	29	7	North Dakota State	Orlando, FL	FA '24	17	1	0	0
50	Adisa Isaac	OLB	6-4	253	23	R	Penn State	Brooklyn, NY	D3 '24	4	0	0	13
53	Kyle Van Noy	OLB	6-3	255	33	11	Brigham Young	Reno, NV	FA '23	16	13	0	1
54	Kristian Welch	LB	6-3	240	26	5	Iowa	Iola, WI	FA '24	9	1	0	0
58	Michael Pierce	DL	6-0	355	32	8	Samford	Daphne, AL	FA '22	11	1	0	1
61	Nick Samac	C	6-4	314	23	R	Michigan State	Mentor, OH	D7a '24	0	0	0	17
64	Tyler Linderbaum	C	6-2	314	24	3	Iowa	Solon, IA	D1b '22	17	17	0	0
65	Patrick Mekari	OL	6-4	305	27	6	Cal-Berkeley	Westlake Village, CA	FA '19	17	17	0	0
66	Ben Cleveland	G	6-6	360	26	4	Georgia	Toccoa, GA	D3a '21	17	0	0	0
70	Roger Rosengarten	T	6-5	316	22	R	Washington	Highlands Ranch, CO	D2 '24	17	14	0	0
72	Andrew Vorhees	G	6-6	320	26	1	USC	Kingsburg, CA	D7 '23	15	3	0	2
74	Josh Jones	G/T	6-7	339	27	5	Houston	Richmond, TX	UFA (Hou.) '24	16	0	1	0
77	Daniel Faalele	G	6-8	380	25	3	Minnesota	Melbourne, Australia	D4a '22	17	17	0	0
79	Ronnie Stanley	T	6-6	310	30	9	Notre Dame	Las Vegas, NV	D1 '16	17	17	0	0
80	Isaiah Likely	TE	6-4	247	24	3	Coastal Carolina	Cambridge, MA	D4e '22	16	9	0	1
81	Devontez Walker	WR	6-1	198	23	R	North Carolina	Charlotte, NC	D4a '24	9	0	0	8
88	Charlie Kolar	TE	6-6	267	26	3	Iowa State	Norman, OK	D4c '22	13	3	0	0
89	Mark Andrews	TE	6-5	250	29	7	Oklahoma	Scottsdale, AZ	D3b '18	17	13	0	0
90	David Ojabo	OLB	6-4	252	24	3	Michigan	Aberdeen, Scotland	D2 '22	13	0	0	4
92	Nnamdi Madubuike	DL	6-3	305	27	5	Texas A&M	McKinney, TX	D3a '20	17	17	0	0
95	Tavarius Robinson	OLB	6-6	262	26	2	Mississippi	Guelph, ON, Canada	D4 '23	17	7	0	0
96	Broderick Washington	DL	6-2	315	28	5	Texas Tech	Longview, TX	D5 '20	15	5	0	2
97	Brent Urban	DL	6-7	309	33	11	Virginia	Mississauga, ON, Canada	UFA (Chi.) '22	13	0	0	4
98	Travis Jones	DL	6-4	338	25	3	Connecticut	New Haven, CT	D3 '22	17	15	0	0
99	Odafe Oweh	OLB	6-5	255	26	4	Penn State	Howell, NJ	D1b '21	17	10	0	0

Practice Squad (17)

6	Anthony Miller	WR	5-11	199	30	5	Memphis	Memphis, TN	FA '24	2	0	0	1
12	Malik Cunningham	WR	6-1	186	26	2	Louisville	Montgomery, AL	FA '23	0	0	0	0
13	Devin Leary	QB	6-1	216	25	R	Kentucky	Sicklerville, NJ	D6 '24	0	0	0	0
33	Anthony Kendall	CB	5-10	188	25	2	Baldwin Wallace	Port Richey, FL	FA '24	0	0	0	0
35	Desmond King II	CB	5-10	201	30	8	Iowa	Detroit, MI	FA '24	2	0	0	0
57	William Kwenkeu	LB	6-1	235	28	3	Temple	Waldorf, MD	FA '24	2	0	0	0
67	Corey Bullock	T	6-3	314	23	R	Maryland	Accokeek, MD	FA '24	0	0	0	0
68	C.J. Ravenell	DL	6-5	292	24	R	Missouri Western State	Santa Clarita, CA	FA '24	0	0	0	0
69	Josh Tupou	DL	6-3	340	30	7	Colorado	Long Beach, CA	FA '24	3	0	0	0
71	Malaesala Aumavae-Laulu	G/T	6-5	344	25	2	Oregon	Hilo, HI	D6 '23	2	0	0	4
76	Darrin Dalcourt	G	6-3	320	24	R	Alabama	Havre de Grace, MD	FA '24	0	0	0	0
82	Dayton Wade	WR	5-9	184	24	R	Mississippi	Atlanta, GA	FA '24	0	0	0	0
84	Zaire Mitchell-Paden	TE	6-5	257	25	1	Florida Atlantic	Rockville, MD	FA '24	0	0	0	0
85	Scotty Washington	TE	6-5	242	28	1	Wake Forest	Washington, D.C.	FA '23	0	0	0	0
87	Keith Kirkwood	WR	6-3	210	30	5	Temple	Neptune, NJ	FA '24	0	0	0	0
93	Chris Wormley	DL	6-5	300	31	8	Michigan	Toledo, OH	FA '24	2	0	0	1
94	Adedayo Odeleye (IPPP)	DL	6-5	271	27	1	Loughborough (UK)	Kent, UK	FA '24	0	0	0	0

Injured Reserve (6)

5	Jalyn Armour-Davis	CB	6-1	197	25	3	Alabama	Mobile, AL	D4b '22	7	2	1	4
10	Arthur Maulet	CB	5-10	190	31	8	Memphis	New Orleans, LA	FA '23	3	0	0	2
30	Trayvon Mullen	CB	6-2	194	27	5	Clemson	Coconut Creek, FL	FA '23	0	0	0	0
36	Owen Wright	RB	5-9	217	25	1	Monmouth	Bethesda, MD	FA '23	0	0	0	0
45	Christian Matthew	DB	6-2	197	28	3	Valdosta State	Columbus, GA	FA '23	0	0	0	0
59	Malik Hamm	OLB	6-3	254	24	2	Lafayette	Baltimore, MD	FA '23	0	0	0	0

Injured Reserve - Designated For Return (1)

3	Deonte Harty	WR/RS	5-6	170	27	6	Assumption	Baltimore, MD	FA '24	5	0	0	1
---	--------------	-------	-----	-----	----	---	------------	---------------	--------	---	---	---	---

Practice Squad/Injured Reserve (1)

83	Qadir Ismail	TE	6-6	232	24	R	Samford	Bel Air, MD	FA '24	0	0	0	0
----	--------------	----	-----	-----	----	---	---------	-------------	--------	---	---	---	---

POSITIONAL ROSTER

NO.	NAME	POS.	HT.	WT.	AGE	EXP.	COLLEGE	HOMETOWN	HOW ACQ.
QUARTERBACKS (3)									
8	Lamar Jackson	QB	6-2	205	28	7	Louisville	Pompano Beach, FL	D1b '18
13	Devin Leary (PS)	QB	6-1	216	25	R	Kentucky	Sicklerville, NJ	D6 '24
17	Josh Johnson	QB	6-3	214	38	10	San Diego	Oakland, CA	FA '23
RUNNING BACKS (6)									
22	Derrick Henry	RB	6-3	247	31	9	Alabama	Yulee, FL	UFA (Ten.) '24
26	Rasheen Ali	RB	5-11	212	23	R	Marshall	Cleveland, OH	D5 '24
34	Keaton Mitchell	RB	5-8	191	23	2	East Carolina	McDonough, GA	FA '23
36	Owen Wright (IR)	RB	5-9	217	25	1	Monmouth	Bethesda, MD	FA '23
42	Patrick Ricard	FB	6-3	300	30	8	Maine	Spencer, MA	FA '17
43	Justice Hill	RB	5-10	195	27	6	Oklahoma State	Tulsa, OK	D4a '19
WIDE RECEIVERS (11)									
3	Deonte Harty (IRD)	WR/RS	5-6	170	27	6	Assumption	Baltimore, MD	FA '24
4	Zay Flowers	WR	5-9	175	24	2	Boston College	Fort Lauderdale, FL	D1 '23
6	Anthony Miller (PS)	WR	5-11	199	30	5	Memphis	Memphis, TN	FA '24
7	Rashod Bateman	WR	6-1	195	25	4	Minnesota	Tifton, GA	D1a '21
12	Malik Cunningham (PS)	WR	6-1	186	26	2	Louisville	Montgomery, AL	FA '23
15	Nelson Agholor	WR	6-0	200	31	10	USC	Tampa, FL	UFA (NE) '23
16	Tylan Wallace	WR	5-11	202	25	4	Oklahoma State	Fort Worth, TX	D4 '21
18	Steven Sims	WR	5-10	176	27	4	Kansas	Houston, TX	W '24
81	Devontez Walker	WR	6-1	198	23	R	North Carolina	Charlotte, NC	D4a '24
82	Dayton Wade (PS)	WR	5-9	184	24	R	Mississippi	Atlanta, GA	FA '24
87	Keith Kirkwood (PS)	WR	6-3	210	30	5	Temple	Neptune, NJ	FA '24
TIGHT ENDS (6)									
80	Isaiah Likely	TE	6-4	247	24	3	Coastal Carolina	Cambridge, MA	D4e '22
83	Qadir Ismail (PSIR)	TE	6-6	232	24	R	Samford	Bel Air, MD	FA '24
84	Zaire Mitchell-Paden (PS)	TE	6-5	257	25	1	Florida Atlantic	Rockville, MD	FA '24
85	Scotty Washington (PS)	TE	6-5	242	28	1	Wake Forest	Washington, D.C.	FA '23
88	Charlie Kolar	TE	6-6	267	26	3	Iowa State	Norman, OK	D4c '22
89	Mark Andrews	TE	6-5	250	29	7	Oklahoma	Scottsdale, AZ	D3b '18
OFFENSIVE LINE (12)									
61	Nick Samac	C	6-4	314	23	R	Michigan State	Mentor, OH	D7a '24
64	Tyler Linderbaum	C	6-2	314	24	3	Iowa	Solon, IA	D1b '22
65	Patrick Mekari	OL	6-4	305	27	6	Cal-Berkeley	Westlake Village, CA	FA '19
66	Ben Cleveland	G	6-6	360	26	4	Georgia	Toccoa, GA	D3a '21
67	Corey Bullock (PS)	T	6-3	314	23	R	Maryland	Accokeek, MD	FA '24
70	Roger Rosengarten	T	6-5	316	22	R	Washington	Highlands Ranch, CO	D2 '24
71	Malaeala Aumavae-Laulu (PS)	G/T	6-5	344	25	2	Oregon	Hilo, HI	D6 '23
72	Andrew Vorhees	G	6-6	320	26	1	USC	Kingsburg, CA	D7 '23
74	Josh Jones	G/T	6-7	339	27	5	Houston	Richmond, TX	UFA (Hou.) '24
76	Darrian Dalcourt (PS)	G	6-3	320	24	R	Alabama	Havre de Grace, MD	FA '24
77	Daniel Faaelele	G	6-8	380	25	3	Minnesota	Melbourne, Australia	D4a '22
79	Ronnie Stanley	T	6-6	310	30	9	Notre Dame	Las Vegas, NV	D1 '16
LINEBACKERS (12)									
0	Roquan Smith	ILB	6-1	230	27	7	Georgia	Montezuma, GA	TR (Chi.) '22
23	Trenton Simpson	ILB	6-2	235	23	2	Clemson	Charlotte, NC	D3 '23
40	Malik Harrison	LB	6-3	255	26	5	Ohio State	Columbus, OH	D3c '20
49	Chris Board	ILB	6-2	240	29	7	North Dakota State	Orlando, FL	FA '24
50	Adisa Isaac	OLB	6-4	253	23	R	Penn State	Brooklyn, NY	D3 '24
53	Kyle Van Noy	OLB	6-3	255	33	11	Brigham Young	Reno, NV	FA '23
54	Kristian Welch	LB	6-3	240	26	5	Iowa	Iola, WI	FA '24
57	William Kwenkeu (PS)	LB	6-1	235	28	3	Temple	Waldorf, MD	FA '24
59	Malik Hamm (IR)	OLB	6-3	254	24	2	Lafayette	Baltimore, MD	FA '23
90	David Ojabo	OLB	6-4	252	24	3	Michigan	Aberdeen, Scotland	D2 '22
95	Tavius Robinson	OLB	6-6	262	26	2	Mississippi	Guelph, ON, Canada	D4 '23
99	Odafe Oweh	OLB	6-5	255	26	4	Penn State	Howell, NJ	D1b '21
DEFENSIVE BACKS (16)									
2	Nate Wiggins	CB	6-1	182	21	R	Clemson	Atlanta, GA	D1 '24
5	Jalyn Armour-Davis (IR)	CB	6-1	197	25	3	Alabama	Mobile, AL	D4b '22
10	Arthur Maulet (IR)	CB	5-10	190	31	8	Memphis	New Orleans, LA	FA '23
14	Kyle Hamilton	S	6-4	224	23	3	Notre Dame	Atlanta, GA	D1a '22
21	Brandon Stephens	DB	6-1	215	27	4	Southern Methodist	Plano, TX	D3b '21
24	Beau Brade	S	6-0	209	23	R	Maryland	Clarksville, MD	FA '24
25	Tre'Davious White	CB	5-9	196	30	8	Louisiana State	Shreveport, LA	TR (LAR) '24
27	T.J. Tampa Jr.	CB	6-1	199	22	R	Iowa State	St Petersburg, FL	D4b '24
28	Sanoussi Kane	S	5-11	210	23	R	Purdue	Harlem, NY	D7b '24
29	Ar'Darius Washington	S	5-8	180	25	3	Texas Christian	Shreveport, LA	FA '21
30	Trayvon Mullen (IR)	CB	6-2	194	27	5	Clemson	Coconut Creek, FL	FA '23
32	Marcus Williams	S	6-1	204	28	8	Utah	Corona, CA	UFA (NO) '22
33	Anthony Kendall (PS)	CB	5-10	188	25	2	Baldwin Wallace	Port Richey, FL	FA '24
35	Desmond King II (PS)	CB	5-10	201	30	8	Iowa	Detroit, MI	FA '24
44	Marlon Humphrey	CB	6-0	203	28	8	Alabama	Hoover, AL	D1 '17
45	Christian Matthew (IR)	DB	6-2	197	28	3	Valdosta State	Columbus, GA	FA '23
DEFENSIVE LINE (9)									
58	Michael Pierce	DL	6-0	355	32	8	Samford	Daphne, AL	FA '22
68	C.J. Ravenell (PS)	DL	6-5	292	24	R	Missouri Western State	Santa Clarita, CA	FA '24
69	Josh Tupou (PS)	DL	6-3	340	30	7	Colorado	Long Beach, CA	FA '24
92	Nnamdi Madubuike	DL	6-3	305	27	5	Texas A&M	McKinney, TX	D3a '20
93	Chris Wormley (PS)	DL	6-5	300	31	8	Michigan	Toledo, OH	FA '24
94	Adedayo Odeleye (IPPP) (PS)	DL	6-5	271	27	1	Loughborough (UK)	Kent, UK	FA '24
96	Broderick Washington	DL	6-2	315	28	5	Texas Tech	Longview, TX	D5 '20
97	Brent Urban	DL	6-7	309	33	11	Virginia	Mississauga, ON, Canada	UFA (Chi.) '22
98	Travis Jones	DL	6-4	338	25	3	Connecticut	New Haven, CT	D3 '22
SPECIALISTS (3)									
9	Justin Tucker	K	6-1	191	35	13	Texas	Austin, TX	FA '12
11	Jordan Stout	P	6-3	209	26	3	Penn State	Cedar Bluff, VA	D4d '22
46	Nick Moore	LS	6-2	260	32	3	Georgia	Snelville, GA	FA '20

2024 TRANSACTIONS

DATE	POS.	PLAYER	TRANSACTION	8/30	DE	Adedayo Odeleye (IPPP)	Signed the practice squad (International Pathway Program)
1/19	WR	Anthony Miller	Activated from the practice squad (standard elevation) at Buf.	8/28	WR	Dayton Wade	Signed to the practice squad
1/19	DL	Josh Tupou	Activated from the practice squad (standard elevation) at Buf.	8/28	WR	Anthony Miller	Signed to the practice squad
1/15	WR	Diontae Johnson	Claimed (deferred to post-Super Bowl)	8/28	DE	C.J. Ravenell	Signed to the practice squad
1/11	WR	Keith Kirkwood	Activated from the practice squad (standard elevation) vs. Pit.	8/28	ILB	Josh Ross	Signed to the practice squad
1/11	WR	Anthony Miller	Activated from the practice squad (standard elevation) vs. Pit.	8/28	TE	Qadir Ismail	Signed to the practice squad
1/7	WR/RS	Deonte Harty	Designated to return from Injured Reserve	8/28	RB	John Kelly	Signed to the practice squad
1/4	DL	Chris Wormley	Activated from the practice squad (standard elevation) vs. Cle.	8/28	WR	Keith Kirkwood	Signed to the practice squad
1/4	WR	Anthony Miller	Activated from the practice squad (standard elevation) vs. Cle.	8/28	QB	Devin Leary	Signed to the practice squad
1/3	TE	Charlie Kolar	Activated from Injured Reserve	8/28	G	Darrian Dalcourt	Signed to the practice squad
1/3	CB	Jalyn Armour-Davis	Placed on Injured Reserve (hamstring)	8/28	OLB	Joe Evans	Signed to the practice squad
12/30	TE	Charlie Kolar	Designated to return from Injured Reserve	8/28	CB	Ka'dar Hollman	Signed to the practice squad
12/25	WR	Anthony Miller	Activated from the practice squad (standard elevation) at Hou.	8/28	T	Corey Bullock	Signed to the practice squad
12/23	WR	Steven Sims	Claimed	8/28	RB	Chris Collier	Signed to the practice squad
12/21	CB	Desmond King II	Activated from the practice squad (standard elevation) vs. Pit.	8/28	CB	Bump Cooper Jr.	Signed to the practice squad
12/21	WR	Anthony Miller	Activated from the practice squad (standard elevation) vs. Pit.	8/28	WR	Malik Cunningham	Signed to the practice squad
12/20	WR	Diontae Johnson	Waived	8/27	RB	Keaton Mitchell	Placed on the Reserve/Physically Unable to Perform (PUP) list
12/19	CB	T.J. Tampa Jr.	Activated from Injured Reserve	8/27	RB	Owen Wright	Placed on Injured Reserve
12/15	CB	Desmond King II	Activated from the practice squad (standard elevation) at NYG	8/27	CB	Trayvon Mullen	Placed on Injured Reserve
12/15	LB	William Kwenkeu	Activated from the practice squad (standard elevation) at NYG	8/27	WR	Isaiah Washington	Placed on Injured Reserve
12/14	DL	Michael Pierce	Activated from Injured Reserve	8/27	CB	Arthur Maulet	Placed on Injured Reserve/Designated for Return
12/1	LB	William Kwenkeu	Activated from the practice squad (standard elevation) vs. Phi.	8/27	ILB	Deion Jennings	Placed on Injured Reserve
12/1	DL	Chris Wormley	Activated from the practice squad (standard elevation) vs. Phi.	8/27	DB	Christian Matthew	Placed on Injured Reserve
11/30	TE	Charlie Kolar	Placed on Injured Reserve	8/27	DB	Daryl Worley	Terminated the contract of vested veteran
11/30	CB	Arthur Maulet	Placed on Injured Reserve	8/27	DT	Josh Tupou	Terminated the contract of vested veteran (injury settlement)
11/28	CB	T.J. Tampa Jr.	Designated to return from Injured Reserve	8/27	NT	Deadrin Senat	Terminated the contract of vested veteran (injury settlement)
11/27	DL	Michael Pierce	Designated to return from Injured Reserve	8/27	WR	Keith Kirkwood	Terminated the contract of vested veteran
11/27	TE	Scotty Washington	Signed to the practice squad	8/27	WR	Anthony Miller	Terminated the contract of vested veteran
11/25	DL	Josh Tupou	Activated from the practice squad (standard elevation) at LAC	8/27	RB	John Kelly	Terminated the contract of vested veteran
11/23	LB	Kristian Welch	Signed from the practice squad to the 53-man roster	8/27	CB	Ka'dar Hollman	Terminated the contract of vested veteran
11/23	DB	Eddie Jackson	Waived	8/27	WR	Dayton Wade	Waived
11/19	CB	Desmond King II	Signed to the practice squad	8/27	CB	Damarion Williams	Waived
11/19	CB	Bump Cooper Jr.	Released	8/27	ILB	Josh Ross	Waived
11/18	ILB	Deion Jennings	Waived	8/27	DE	C.J. Ravenell	Waived
11/17	LB	Kristian Welch	Activated from the practice squad (standard elevation) at Pit.	8/27	ILB	Yvandy Rigby	Waived
11/7	NT	Josh Tupou	Activated from the practice squad (standard elevation) vs. Cin.	8/27	G	Tashawn Manning	Waived
11/7	LB	Kristian Welch	Activated from the practice squad (standard elevation) vs. Cin.	8/27	T	Julian Pearl	Waived
11/7	RB	Keaton Mitchell	Activated from the Physically Unable to Perform (PUP) list	8/27	QB	Emory Jones	Waived
11/7	OLB	Yannick Ngakoue	Waived (vested veteran)	8/27	QB	Devin Leary	Waived
11/5	RB	Chris Collier	Waived	8/27	OLB	Joe Evans	Waived
11/5	CB	Tre'Davious White	Acquired from the Rams in a trade that also included undisclosed draft picks	8/27	TE	Qadir Ismail	Waived
11/3	NT	Josh Tupou	Activated from the practice squad (standard elevation) vs. Den.	8/27	WR	Malik Cunningham	Waived
11/3	DE	Chris Wormley	Activated from the practice squad (standard elevation) vs. Den.	8/27	G	Darrian Dalcourt	Waived
10/30	WR	Diontae Johnson	Acquired from the Panthers in a trade that also included undisclosed draft picks	8/27	RB	Chris Collier	Waived
10/30	NT	Michael Pierce	Placed on Injured Reserve	8/27	CB	Bump Cooper Jr.	Waived
10/28	NT	Josh Tupou	Signed to the practice squad	8/27	T	Corey Bullock	Waived
10/27	CB	Bump Cooper Jr.	Activated from the practice squad (standard elevation) at Cle.	8/26	WR	Russell Gage	Terminated the contract of vested veteran
10/26	CB	Jalyn Armour-Davis	Activated from Injured Reserve/Designated to Return	8/26	DE	Tramel Walthour	Waived
10/26	CB	T.J. Tampa Jr.	Placed on Injured Reserve	8/26	TE	Riley Sharp	Waived
10/23	CB	Jalyn Armour-Davis	Designated to return from Injured Reserve	8/26	T	Darrell Simpson	Waived
10/22	CB	Arthur Maulet	Activated from Injured Reserve	8/26	TE	Mike Rigerman	Waived
10/22	ILB	Josh Ross	Waived	8/26	WR	Sean Ryan	Waived
10/21	RB	Chris Collier	Signed from the practice squad to the 53-man roster	8/26	P	Jack Browning	Waived
10/21	LB	Kristian Welch	Activated from the practice squad (standard elevation) at TB	8/20	TE	Scotty Washington	Waived (injury settlement)
10/19	WR/RS	Deonte Harty	Placed on Injured Reserve	8/13	RB	John Kelly	Signed
10/18	TE	Qadir Ismail	Placed on Practice Squad Injured Reserve	8/13	OLB	Quincy Roche	Waived (injury settlement)
10/18	TE	Zaire Mitchell-Paden	Signed to the practice squad	8/12	CB	T.J. Tampa Jr.	Passed physical and was removed from PUP
10/17	TE	Zaire Mitchell-Paden	Released	8/11	P	Jack Browning	Signed as an undrafted rookie free agent
10/17	G/T	Malaesala Aumavae-Laulu	Signed to the practice squad	8/11	G	TyKeem Doss	Waived
10/16	LB	Kristian Welch	Signed to the practice squad	8/11	WR	Anthony Miller	Signed
10/16	CB	Anthony Kendall	Signed to the practice squad	8/11	LS	Randen Plattner	Waived
10/15	CB	Damarion Williams	Released	8/6	WR	Russell Gage	Signed
10/15	G/T	Malaesala Aumavae-Laulu	Waived	8/6	OLB	Adisa Isaac	Passed physical and was removed from NFI
10/15	OLB	Yannick Ngakoue	Signed from the practice squad to the 53-man roster	7/31	DT	Rayshad Nichols	Waived (injury settlement)
10/13	OLB	Yannick Ngakoue	Activated from the practice squad (standard elevation) vs. Was.	7/30	OLB	Malik Hamm	Placed on Injured Reserve (knee)
10/12	RB	Rasheen Ali	Activated from Injured Reserve	7/30	OLB	Quincy Roche	Signed
10/8	CB	Damarion Williams	Signed to the practice squad	7/22	CB	Tre Swilling	Waived
10/6	RB	Chris Collier	Activated from the practice squad (standard elevation) at Cin.	7/22	DB	Daryl Worley	Re-signed
10/6	OLB	Yannick Ngakoue	Activated from the practice squad (standard elevation) at Cin.	7/21	S	Eddie Jackson	Signed
10/3	RB	Rasheen Ali	Designated to return from Injured Reserve	7/21	S	Jordan Toles	Waived
10/1	RB	John Kelly	Released	7/15	CB	T.J. Tampa Jr.	Declared Physically Unable to Perform (PUP)
10/1	LB	William Kwenkeu	Signed to the practice squad	7/15	RB	Keaton Mitchell	Declared Physically Unable to Perform (PUP)
9/29	RB	Chris Collier	Activated from the practice squad (standard elevation) vs. Buf.	7/15	OLB	Adisa Isaac	Placed on the Non-Football Injury (NFI) list
9/28	CB	Jalyn Armour-Davis	Placed on Injured Reserve (hamstring)	6/28	WR	Keith Kirkwood	Signed
9/24	OLB	Joe Evans	Released	6/26	WR	Tayvion Robinson	Released
9/24	OLB	Yannick Ngakoue	Signed to the practice squad	5/28	DT	Ja'Mion Franklin	Waived (injured)
9/22	RB	Chris Collier	Activated from the practice squad (standard elevation) at Dal.	5/28	NT	Deadrin Senat	Signed
9/22	CB	Ka'dar Hollman	Activated from the practice squad (standard elevation) at Dal.	5/28	DT	Josh Tupou	Signed
9/20	RB	Justice Hill	Signed a two-year contract extension (through 2026) with Baltimore	5/22	DT	Bravvion Roy	Terminated the contract of vested veteran
9/17	DE	Chris Wormley	Signed to the practice squad	5/20	WR	Qadir Ismail	Signed as an undrafted rookie free agent
9/16	TE	Zaire Mitchell-Paden	Signed to the practice squad	5/16	WR	DeAngelo Hardy	Waived
9/15	CB	Ka'dar Hollman	Activated from the practice squad (standard elevation) vs. LV	5/13	RB	Rasheen Ali	Signed rookie contract
9/15	RB	John Kelly	Activated from the practice squad (standard elevation) vs. LV	5/13	OLB	Adisa Isaac	Signed rookie contract
9/5	RB	Rasheen Ali	Placed on Injured Reserve	5/13	QB	Devin Leary	Signed rookie contract
9/5	CB	Ka'dar Hollman	Activated from the practice squad (standard elevation) at KC	5/13	WR	Devontez Walker	Signed rookie contract
9/5	RB	John Kelly	Activated from the practice squad (standard elevation) at KC	5/7	QB	Emory Jones	Signed as an undrafted rookie free agent
9/5	ILB	Josh Ross	Signed from the practice squad to the active roster	5/7	DE	C.J. Ravenell	Signed as an undrafted rookie free agent
9/5	WR	Isaiah Washington	Waived from Injured Reserve (injury settlement)	5/4	WR	Jelani Baker	Waived
8/31	QB	Tyler Huntley	Signed to the practice squad	5/4	DT	Tre Colbert	Waived
				5/3	WR	Jelani Baker	Signed as an undrafted rookie free agent
				5/3	S	Beau Brade	Signed as an undrafted rookie free agent

2024 TRANSACTIONS

5/3	T	Corey Bullock	Signed as an undrafted rookie free agent	4/5	OLB	Kyle Van Noy	Re-signed (two-year deal)
5/3	DT	Tre Colbert	Signed as an undrafted rookie free agent	3/22	CB	Ka'dar Hollman	Signed
5/3	RB	Chris Collier	Signed as an undrafted rookie free agent	3/21	ILB	Chris Board	Signed
5/3	CB	Bump Cooper Jr.	Signed as an undrafted rookie free agent	3/21	OL	Josh Jones	Signed
5/3	G	Darrian Dalcourt	Signed as an undrafted rookie free agent	3/19	CB	Arthur Maulet	Re-signed
5/3	OLB	Joe Evans	Signed as an undrafted rookie free agent	3/14	WR	Odell Beckham Jr.	Terminated the contract of vested veteran (Post-June 1)
5/3	DT	Ja'Mion Franklin	Signed as an undrafted rookie free agent	3/14	QB	Josh Johnson	Re-signed
5/3	WR	DeAngelo Hardy	Signed as an undrafted rookie free agent	3/14	T	Morgan Moses	Traded with a 2024 fourth-round pick to the Jets in exchange for 2024 fourth- and sixth-round picks
5/3	ILB	Deion Jennings	Signed as an undrafted rookie free agent	3/14	S	Ar'Darius Washington	Re-signed
5/3	T	Julian Pearl	Signed as an undrafted rookie free agent	3/13	OLB	Tyus Bowser	Terminated the contract of vested veteran
5/3	LS	Randen Plattner	Signed as an undrafted rookie free agent	3/13	LB	Malik Harrison	Re-signed
5/3	ILB	Yvandy Rigby	Signed as an undrafted rookie free agent	3/13	RB	Derrick Henry	Signed
5/3	TE	Mike Rigerman	Signed as an undrafted rookie free agent	3/13	DE	Brent Urban	Re-signed
5/3	WR	Tayvion Robinson	Signed as an undrafted rookie free agent	3/8	DT	Nnamdi Madubuike	Signed a four-year contract extension
5/3	TE	Riley Sharp	Signed as an undrafted rookie free agent	3/5	DT	Nnamdi Madubuike	Designated as the franchise tag players
5/3	T	Darrell Simpson	Signed as an undrafted rookie free agent	2/18	WR	Nelson Agholor	Signed to a one-year contract extension
5/3	S	Jordan Toles	Signed as an undrafted rookie free agent	1/30	CB	Tre Swilling	Signed to Reserve/Future contract
5/3	WR	Dayton Wade	Signed as an undrafted rookie free agent	1/29	G	TyKeem Doss	Signed to Reserve/Future contract
5/3	DE	Tramel Walthour	Signed as an undrafted rookie free agent	1/29	G	Tashawn Manning	Signed to Reserve/Future contract
5/3	WR	Isaiah Washington	Signed as an undrafted rookie free agent	1/29	DB	Christian Matthew	Signed to Reserve/Future contract
5/2	OLB	David Ojabo	Designated as International Player	1/29	DT	Rayshad Nichols	Signed to Reserve/Future contract
5/2	S	Sanoussi Kane	Signed rookie contract	1/29	ILB	Josh Ross	Signed to Reserve/Future contract
5/2	T	Roger Rosengarten	Signed rookie contract	1/29	DT	Bravvion Roy	Signed to Reserve/Future contract
5/2	C	Nick Samac	Signed rookie contract	1/29	WR	Sean Ryan	Signed to Reserve/Future contract
5/2	CB	T.J. Tampa Jr.	Signed rookie contract	1/29	TE	Scotty Washington	Signed to Reserve/Future contract
5/2	CB	Nate Wiggins	Signed rookie contract	1/29	RB	Owen Wright	Signed to Reserve/Future contract
4/30	OLB	Odafe Oweh	Fifth-year option (through 2025) exercised				
4/29	WR	Rashod Bateman	Signed a contract extension (through 2026)				
4/14	WR/RS	Deonte Harty	Signed				

FINAL 2024 DEPTH CHART

Compiled by Ravens PR Staff

OFFENSE

WR	4	Zay Flowers	16	Tylan Wallace	18	Steven Sims
WR	7	Rashod Bateman	15	Nelson Agholor	<u>81</u>	<u>Devontez Walker</u>
LT	79	Ronnie Stanley	74	Josh Jones		
LG	65	Patrick Mekari	72	Andrew Vorhees		
C	64	Tyler Linderbaum	<u>61</u>	<u>Nick Samac</u>		
RG	77	Daniel Faalele	66	Ben Cleveland		
RT	<u>70</u>	<u>Roger Rosengarten</u>	65	Patrick Mekari		
TE	89	Mark Andrews	80	Isaiah Likely	88	Charlie Kolar
QB	8	Lamar Jackson	17	Josh Johnson		
FB	42	Patrick Ricard				
RB	22	Derrick Henry	43	Justice Hill	34	Keaton Mitchell
					<u>26</u>	<u>Rasheen Ali</u>

DEFENSE

DT	92	Nnamdi Madubuike	96	Broderick Washington		
NT	98	Travis Jones	58	Michael Pierce		
DE	96	Broderick Washington	97	Brent Urban		
RUSH	99	Odafe Oweh	90	David Ojabo		
MLB	0	Roquan Smith	49	Chris Board	54	Kristian Welch
WLB	40	Malik Harrison	23	Trenton Simpson		
SAM	53	Kyle Van Noy	95	Tavius Robinson	<u>50</u>	<u>Adisa Isaac</u>
CB	21	Brandon Stephens	25	Tre'Davious White	<u>27</u>	<u>T.J. Tampa Jr.</u>
SS	14	Kyle Hamilton	<u>28</u>	<u>Sanoussi Kane</u>		
FS	29	Ar'Darius Washington	<u>24</u>	<u>Beau Brade</u>	32	Marcus Williams
CB	44	Marlon Humphrey	<u>2</u>	<u>Nate Wiggins</u>		

SPECIAL TEAMS

P	11	Jordan Stout				
K	9	Justin Tucker				
H	11	Jordan Stout				
LS	46	Nick Moore				
KOR	43	Justice Hill	34	Keaton Mitchell	<u>26</u>	<u>Rasheen Ali</u>
PR	18	Steven Sims	16	Tylan Wallace	4	Zay Flowers

Rookies Underlined

PRONUNCIATIONS

PLAYERS: Nelson Agholor (AGG-uh-lore); Malaesala Aumavae-Laulu (muh-lie-SAUL-uh, ah-moo-VYE, law-OH-loo); Beau Brade (BRAID); Daniel Faalele (FAH-ah-LAY-lay); Qadir Ismail (KUH-deer, ISS-my-el); Sanoussi Kane (sa-NEW-see); Charlie Kolar (KOH-ler); William Kwenkeu (KWEN-kuh); Nnamdi Madubuike (nahm-DEE, mad-uh-BEE-kay); Arthur Maulet (muh-LET); Patrick Mekari (muh-CARE-ee); Adedayo Odeleye (AH-deh-DIE-oh, OH-deh-lay); David Ojabo (oh-JOBB-oh); Odafe Oweh (uh-DAH-fay, O-way); Nick Samac (SAY-mack); Josh Tupou (TOO-poe); Tylan Wallace (TIE-luhn); Ar'Darius Washington (ar-DARE-ee-us). **COACHES:** George Godsey (GOD-see); Sam Koch (Cook)

COACHING STAFF

John Harbaugh - Head Coach
Chris Hewitt - Asst. Head Coach/Pass Game Coord.
Chris Horton - Special Teams Coordinator
Todd Monken - Offensive Coordinator
Zach Orr - Defensive Coordinator
Danny Breyer - Offensive Assistant Coach
Randy Brown - Sr. Special Teams Coach
Brendan Clark - Defensive Quality Control Coach
Mark DeLeone - Inside Linebackers Coach
Scott Elliott - Strength & Conditioning Coord.
George Godsey - Tight Ends Coach
Dennis Johnson - Defensive Line Coach
Sam Koch - Asst. Special Teams Coach

Greg Lewis - Wide Receivers Coach
Doug Mallory - Secondary Coach
Tee Martin - Quarterbacks Coach
Matt Robinson - Asst. Defensive Line/OLBs Coach
Megan Rosburg - Asst. to HC/Defensive Assistant
Adam Schrack - Offensive Quality Control Coach
Chuck Smith - Pass Rush Coach
Daniel Stern - Dir. of Football Strat./Asst. QBs Coach
Travis Switzer - Run Game Coordinator
Willie Taggart - Running Backs Coach
George Warhop - Offensive Line Coach
Travelle Wharton - Asst. Offensive Line Coach

HOW THE RAVENS ARE BUILT

YEAR	DRAFTEES (36)	FREE AGENTS (26)	TRADES (1)	WAIVERS (1)	UDFA (13)
2012					K Justin Tucker (FA '12)
2016	T Ronnie Stanley (1)				
2017	CB Marlon Humphrey (1)				FB Patrick Ricard (FA '17)
2018	QB Lamar Jackson (1b) TE Mark Andrews (3b)				
2019	RB Justice Hill (4a)				OL Patrick Mekari (FA '19)
2020	DL Nnamdi Madubuike (3a) LB Malik Harrison (3c) DL Broderick Washington (5)	LS Nick Moore (FA '20)			
2021	WR Rashod Bateman (1a) OLB Odafe Oweh (1b) G Ben Cleveland (3a) DB Brandon Stephens (3b) WR Tylan Wallace (4)				S Ar'Darius Washington (FA '21)
2022	S Kyle Hamilton (1a) C Tyler Linderbaum (1b) OLB David Ojabo (2) DL Travis Jones (3) G Daniel Faalele (4a) CB Jalyn Armour-Davis (4b) * TE Charlie Kolar (4c) P Jordan Stout (4d) TE Isaiah Likely (4e)	DL Michael Pierce (FA '22) DL Brent Urban (UFA Chi. '22) S Marcus Williams (UFA NO '22)	ILB Roquan Smith (TR Chi. '22)		
2023	WR Zay Flowers (1) ILB Trenton Simpson (3) OLB Tavarius Robinson (4) G/T Malaesala Aumavae-Laulu (6) ^ G Andrew Vorhees (7)	WR Nelson Agholor (UFA NE '23) WR Malik Cunningham (FA '23) ^ QB Josh Johnson (FA '23) DB Christian Matthew (FA '23) * CB Arthur Maulet (FA '23) * CB Trayvon Mullen (FA '23) * OLB Kyle Van Noy (FA '23) TE Scotty Washington (FA '23) ^			OLB Malik Hamm (FA '23) * RB Keaton Mitchell (FA '23) RB Owen Wright (FA '23) *
2024	CB Nate Wiggins (1) T Roger Rosengarten (2) OLB Adisa Isaac (3) WR Devontez Walker (4a) CB T.J. Tampa Jr. (4b) RB Rasheen Ali (5) QB Devin Leary (6) ^ C Nick Samac (7a) S Sanoussi Kane (7b)	ILB Chris Board (FA '24) WR/RS Deonte Harty (FA '24) ! RB Derrick Henry (UFA Ten. '24) G/T Josh Jones (UFA Hou. '24) CB Anthony Kendall (FA '24) ^ CB Desmond King II (FA '24) ^ WR Keith Kirkwood (FA '24) ^ LB William Kwenkeu (FA '24) ^ WR Anthony Miller (FA '24) ^ TE Zaire Mitchell-Paden (FA '24) ^ DL Adedayo Odeleye (IPPP) (FA '24) ^ DL Josh Tupou (FA '24) ^ LB Kristian Welch (FA '24) DL Chris Wormley (FA '24) ^		WR Steven Sims (W '24)	S Beau Brade (FA '24) T Corey Bullock (FA '24) ^ G Darrian Dalcourt (FA '24) ^ TE Qadir Ismail (FA '24) ~ DL C.J. Ravenell (FA '24) ^ WR Dayton Wade (FA '24) ^

Key: *Injured Reserve, ^Practice Squad, RFA = Rookie Free Agent, RSFA = Restricted Free Agent, TR = Trade, UFA = Unrestricted Free Agent, δ = Reserve/NFI, ! = Injured Reserve - Designated for Return, ~ = Practice Squad Injured Reserve

GAME-BY-GAME STARTERS

2024 REGULAR SEASON												
OFFENSE												
DATE	OPPONENT	WR	WR	LT	LG	C	RG	RT	TE	QB	RB	FB
9/5	at Kansas City	Zay Flowers	Rashod Bateman	Ronnie Stanley	Andrew Vorhees	Tyler Linderbaum	Daniel Faalele	Patrick Mekari	Mark Andrews/ Isaiah Likely	Lamar Jackson	Derrick Henry	–
9/15	Las Vegas	Nelson Agholor	–	Ronnie Stanley	Andrew Vorhees	Tyler Linderbaum	Daniel Faalele	Patrick Mekari	Charlie Kolar/ Isaiah Likely	Lamar Jackson	Derrick Henry	Patrick Ricard
9/22	at Dallas	Zay Flowers/ Nelson Agholor	Rashod Bateman	Ronnie Stanley	Andrew Vorhees	Tyler Linderbaum	Daniel Faalele	Patrick Mekari	Isaiah Likely	Lamar Jackson	Derrick Henry	–
9/29	Buffalo	Zay Flowers	Rashod Bateman	Ronnie Stanley	Patrick Mekari	Tyler Linderbaum	Daniel Faalele	Roger Rosengarten	Mark Andrews	Lamar Jackson	Derrick Henry	Patrick Ricard
10/6	at Cincinnati	Zay Flowers	–	Ronnie Stanley	Patrick Mekari	Tyler Linderbaum	Daniel Faalele	Roger Rosengarten	Isaiah Likely/ Charlie Kolar	Lamar Jackson	Derrick Henry	Patrick Ricard
10/13	Washington	Zay Flowers	Rashod Bateman	Ronnie Stanley	Patrick Mekari	Tyler Linderbaum	Daniel Faalele	Roger Rosengarten	Mark Andrews/ Isaiah Likely	Lamar Jackson	Derrick Henry	–
10/21	at Tampa Bay	Zay Flowers/ Nelson Agholor	Rashod Bateman	Ronnie Stanley	Patrick Mekari	Tyler Linderbaum	Daniel Faalele	Roger Rosengarten	Mark Andrews	Lamar Jackson	Derrick Henry	–
10/27	at Cleveland	Nelson Agholor	–	Ronnie Stanley	Patrick Mekari	Tyler Linderbaum	Daniel Faalele	Roger Rosengarten	Isaiah Likely/ Charlie Kolar	Lamar Jackson	Derrick Henry	Patrick Ricard
11/3	Denver	Zay Flowers	Rashod Bateman	Ronnie Stanley	Patrick Mekari	Tyler Linderbaum	Daniel Faalele	Roger Rosengarten	Mark Andrews	Lamar Jackson	Derrick Henry	Patrick Ricard
11/7	Cincinnati	Zay Flowers/ Nelson Agholor	Rashod Bateman	Ronnie Stanley	Patrick Mekari	Tyler Linderbaum	Daniel Faalele	Roger Rosengarten	Mark Andrews	Lamar Jackson	Derrick Henry	–
11/17	at Pittsburgh	Zay Flowers/ Diontae Johnson	Rashod Bateman	Ronnie Stanley	Patrick Mekari	Tyler Linderbaum	Daniel Faalele	Roger Rosengarten	Mark Andrews	Lamar Jackson	Derrick Henry	–
11/25	at L.A. Chargers	Zay Flowers/ Diontae Johnson	Rashod Bateman	Ronnie Stanley	Patrick Mekari	Tyler Linderbaum	Daniel Faalele	Roger Rosengarten	Mark Andrews/ Isaiah Likely	Lamar Jackson	Derrick Henry	–
12/1	Philadelphia	Zay Flowers/ Nelson Agholor	Rashod Bateman	Ronnie Stanley	Patrick Mekari	Tyler Linderbaum	Daniel Faalele	Roger Rosengarten	Mark Andrews	Lamar Jackson	Derrick Henry	–
12/15	at N.Y. Giants	Zay Flowers/ Nelson Agholor	Rashod Bateman	Ronnie Stanley	Patrick Mekari	Tyler Linderbaum	Daniel Faalele	Roger Rosengarten	Mark Andrews	Lamar Jackson	Derrick Henry	–
12/21	Pittsburgh	Zay Flowers	Rashod Bateman	Ronnie Stanley	Patrick Mekari	Tyler Linderbaum	Daniel Faalele	Roger Rosengarten	Mark Andrews/ Isaiah Likely	Lamar Jackson	Derrick Henry	–
12/25	at Houston	Zay Flowers	Rashod Bateman	Ronnie Stanley	Patrick Mekari	Tyler Linderbaum	Daniel Faalele	Roger Rosengarten	Mark Andrews	Lamar Jackson	Derrick Henry	Patrick Ricard
1/4	Cleveland	Zay Flowers	Rashod Bateman	Ronnie Stanley	Patrick Mekari	Tyler Linderbaum	Daniel Faalele	Roger Rosengarten	Mark Andrews/ Isaiah Likely	Lamar Jackson	Derrick Henry	–

2024 REGULAR SEASON													
DEFENSE													
DATE	OPPONENT	DT	NT	DE	OLB	MLB	WLB	OLB	CB	SS	FS	CB	DB
9/5	at Kansas City	Nnamdi Madubuike	--	Travis Jones	Kyle Van Noy	Roquan Smith	Trenton Simpson	Odafe Oweh	Marlon Humphrey	Kyle Hamilton	Marcus Williams	Brandon Stephens	Jalyn Armour-Davis
9/15	Las Vegas	Nnamdi Madubuike	--	Travis Jones	Kyle Van Noy	Roquan Smith	Trenton Simpson	Odafe Oweh	Marlon Humphrey	Kyle Hamilton	Marcus Williams	Brandon Stephens	Eddie Jackson
9/22	at Dallas	Nnamdi Madubuike	--	Travis Jones	Kyle Van Noy	Roquan Smith	Trenton Simpson	Odafe Oweh	Marlon Humphrey	Kyle Hamilton	Marcus Williams	Brandon Stephens	Nate Wiggins
9/29	Buffalo	Nnamdi Madubuike	--	Travis Jones	Kyle Van Noy	Roquan Smith	Trenton Simpson	Odafe Oweh	Marlon Humphrey	Kyle Hamilton	Marcus Williams	Brandon Stephens	Nate Wiggins
10/6	at Cincinnati	Nnamdi Madubuike	--	Travis Jones	Kyle Van Noy	Roquan Smith	Trenton Simpson	Odafe Oweh	Marlon Humphrey	Kyle Hamilton	Marcus Williams	Brandon Stephens	Eddie Jackson
10/13	Washington	Nnamdi Madubuike	--	Travis Jones	Kyle Van Noy	Roquan Smith	Trenton Simpson	Odafe Oweh	Marlon Humphrey	Kyle Hamilton	Marcus Williams	Brandon Stephens	Nate Wiggins
10/21	at Tampa Bay	Nnamdi Madubuike	--	Travis Jones	Kyle Van Noy	Roquan Smith	Trenton Simpson	Odafe Oweh	Marlon Humphrey	Kyle Hamilton	Marcus Williams	Brandon Stephens	Eddie Jackson
10/27	at Cleveland	Nnamdi Madubuike	Michael Pierce	--	Kyle Van Noy	Roquan Smith	Trenton Simpson	Odafe Oweh	Brandon Stephens	Kyle Hamilton	Eddie Jackson	Jalyn Armour-Davis	Ar'Darius Washington
11/3	Denver	Nnamdi Madubuike	--	Broderick Washington	Kyle Van Noy	Roquan Smith	Trenton Simpson	Odafe Oweh	Marlon Humphrey	Kyle Hamilton	Marcus Williams	Brandon Stephens	Ar'Darius Washington
11/7	Cincinnati	Nnamdi Madubuike	--	Travis Jones	Kyle Van Noy	Roquan Smith	Trenton Simpson	Odafe Oweh	Marlon Humphrey	Kyle Hamilton	Marcus Williams	Brandon Stephens	Ar'Darius Washington
11/17	at Pittsburgh	Nnamdi Madubuike	Travis Jones	Broderick Washington	Tavius Robinson	Roquan Smith	Trenton Simpson	Malik Harrison	Marlon Humphrey	Kyle Hamilton	Ar'Darius Washington	Brandon Stephens	--
11/25	at L.A. Chargers	Nnamdi Madubuike	Travis Jones	Broderick Washington	Tavius Robinson	Kristian Welch	Trenton Simpson	Malik Harrison	Marlon Humphrey	Kyle Hamilton	Ar'Darius Washington	Brandon Stephens	--
12/1	Philadelphia	Nnamdi Madubuike	Travis Jones	Broderick Washington	Tavius Robinson	Roquan Smith	Trenton Simpson	Malik Harrison	Marlon Humphrey	Kyle Hamilton	Ar'Darius Washington	Brandon Stephens	--
12/15	at N.Y. Giants	Nnamdi Madubuike	--	Travis Jones	Kyle Van Noy	Roquan Smith	Malik Harrison	Tavius Robinson	Marlon Humphrey	Kyle Hamilton	Ar'Darius Washington	Brandon Stephens	Nate Wiggins
12/21	Pittsburgh	Nnamdi Madubuike	Travis Jones	Broderick Washington	Tavius Robinson	Roquan Smith	Chris Board	Malik Harrison	Marlon Humphrey	Kyle Hamilton	Ar'Darius Washington	Brandon Stephens	--
12/25	at Houston	Nnamdi Madubuike	--	Travis Jones	Kyle Van Noy	Roquan Smith	Malik Harrison	Tavius Robinson	Marlon Humphrey	Kyle Hamilton	Ar'Darius Washington	Brandon Stephens	Nate Wiggins
1/4	Cleveland	Nnamdi Madubuike	--	Travis Jones	Kyle Van Noy	Roquan Smith	Malik Harrison	Tavius Robinson	Marlon Humphrey	Kyle Hamilton	Ar'Darius Washington	Brandon Stephens	Nate Wiggins

2024 POSTSEASON												
OFFENSE												
DATE	OPPONENT	WR	WR	LT	LG	C	RG	RT	TE	QB	RB	FB
1/11	Pittsburgh	Tylan Wallace	Rashod Bateman	Ronnie Stanley	Patrick Mekari	Tyler Linderbaum	Daniel Faalele	Roger Rosengarten	Mark Andrews	Lamar Jackson	Derrick Henry	Patrick Ricard
1/19	at Buffalo	Tylan Wallace	Rashod Bateman	Ronnie Stanley	Patrick Mekari	Tyler Linderbaum	Daniel Faalele	Roger Rosengarten	Mark Andrews	Lamar Jackson	Derrick Henry	Patrick Ricard

2024 POSTSEASON													
DEFENSE													
DATE	OPPONENT	DT	NT	DE	OLB	MLB	WLB	OLB	CB	SS	FS	CB	DB
1/11	Pittsburgh	Nnamdi Madubuike	--	Travis Jones	Kyle Van Noy	Roquan Smith	Malik Harrison	Tavius Robinson	Marlon Humphrey	Kyle Hamilton	Ar'Darius Washington	Brandon Stephens	Nate Wiggins
1/19	at Buffalo	Nnamdi Madubuike	--	Travis Jones	Kyle Van Noy	Roquan Smith	Malik Harrison	Tavius Robinson	Marlon Humphrey	Kyle Hamilton	Ar'Darius Washington	Brandon Stephens	Nate Wiggins

Rookies underlined.

PARTICIPATION CHART

	AT KC	LV	AT DAL	BUF	AT CIN	WAS	AT TB	AT CLE	DEN	CIN	AT PIT	AT LAC	PHI	AT NYG	PIT	AT HOU	CLE				
PLAYERS	9/5	9/15	9/22	9/29	10/6	10/13	10/21	10/27	11/3	11/7	11/17	11/25	12/1	12/15	12/21	12/25	1/4	GP	GS	DNP	IN
Nelson Agholor	P	WR	WR	P	P	P	WR	WR	P	WR	P	P	WR	WR	N	N	N	14	7	0	3
Rasheen Ali	IR	IR	IR	IR	IRD	P	N	N	N	N	N	N	P	P	P	P	P	6	0	0	6
Mark Andrews	TE	P	P	TE	P	TE	TE	P	TE	TE	TE	TE	TE	TE	TE	TE	TE	17	13	0	0
Jalyn Armour-Davis	DB	P	P	IR	IR	IR	IR	CB	N	N	P	P	P	X	N	N	IR	7	2	1	4
Malaesala Aumavae-Laulu	N	N	N	P	P	N	PS	PS	PS	PS	PS	PS	PS	PS	PS	PS	PS	2	0	0	4
Rashod Bateman	WR	P	WR	WR	P	WR	WR	P	WR	WR	WR	WR	WR	WR	WR	WR	WR	17	14	0	0
Chris Board	P	P	P	P	P	P	P	P	P	P	P	P	P	P	WLB	P	P	17	1	0	0
Beau Brade	N	N	N	N	N	P	N	P	P	P	P	P	P	P	P	P	P	11	0	0	6
Corey Bullock	PS	PS	PS	PS	PS	PS	PS	PS	PS	PS	PS	PS	PS	PS	PS	PS	PS	0	0	0	0
Ben Cleveland	P	P	P	P	P	P	P	P	P	P	P	P	P	P	P	P	P	17	0	0	0
Chris Collier	PS	PS	P	X	P	PS	P	P	P	NOT	NOT	NOT	NOT	NOT	NOT	NOT	NOT	5	0	1	0
Bump Cooper Jr.	PS	PS	PS	PS	PS	PS	PS	P	PS	PS	PS	NOT	NOT	NOT	NOT	NOT	NOT	1	0	0	0
Malik Cunningham	PS	PS	PS	PS	PS	PS	PS	PS	PS	PS	PS	PS	PS	PS	PS	PS	PS	0	0	0	0
Darrian Dalcourt	PS	PS	PS	PS	PS	PS	PS	PS	PS	PS	PS	PS	PS	PS	PS	PS	PS	0	0	0	0
Joe Evans	PS	PS	PS	NOT	NOT	NOT	NOT	NOT	NOT	NOT	NOT	NOT	NOT	NOT	NOT	NOT	NOT	0	0	0	0
Daniel Faalele	RG	RG	RG	RG	RG	RG	RG	RG	RG	RG	RG	RG	RG	RG	RG	RG	RG	17	17	0	0
Zay Flowers	WR	P	WR	WR	WR	WR	WR	P	WR	WR	WR	WR	WR	WR	WR	WR	WR	17	15	0	0
Kyle Hamilton	SS	SS	SS	SS	SS	SS	SS	SS	SS	SS	SS	SS	SS	SS	SS	SS	SS	17	17	0	0
Malik Hamm	IR	IR	IR	IR	IR	IR	IR	IR	IR	IR	IR	IR	IR	IR	IR	IR	IR	0	0	0	0
Malik Harrison	P	P	P	P	P	N	N	P	P	P	OLB	OLB	OLB	WLB	OLB	WLB	WLB	15	7	0	2
Deonte Harty	P	P	P	P	N	P	IR	IR	IR	IR	IR	IR	IR	IR	IR	IR	IR	5	0	0	1
Derrick Henry	RB	RB	RB	RB	RB	RB	RB	RB	RB	RB	RB	RB	RB	RB	RB	RB	RB	17	17	0	0
Justice Hill	P	P	P	P	P	P	P	P	P	P	P	P	P	P	P	P	N	15	0	0	2
Ka'dar Hollman	P	P	P	PS	PS	NOT	NOT	NOT	NOT	NOT	NOT	NOT	NOT	NOT	NOT	NOT	NOT	3	0	0	0
Marlon Humphrey	CB	CB	CB	CB	CB	CB	CB	N	CB	CB	CB	CB	CB	CB	CB	CB	CB	16	16	0	1
Tyler Huntley	PS	PS	NOT	NOT	NOT	NOT	NOT	NOT	NOT	NOT	NOT	NOT	NOT	NOT	NOT	NOT	NOT	0	0	0	0
Adisa Isaac	N	N	N	P	N	N	N	N	N	N	P	P	P	N	N	N	N	4	0	0	13
Qadir Ismail	PS	PS	PS	PS	PS	PS	PSIR	PSIR	PSIR	PSIR	PSIR	PSIR	PSIR	PSIR	PSIR	PSIR	PSIR	0	0	0	0
Eddie Jackson	P	DB	P	P	DB	P	DB	FS	N	P	N	NOT	NOT	NOT	NOT	NOT	NOT	9	4	0	2
Lamar Jackson	QB	QB	QB	QB	QB	QB	QB	QB	QB	QB	QB	QB	QB	QB	QB	QB	QB	17	17	0	0
Deion Jennings	IR	IR	IR	IR	IR	IR	IR	IR	IR	IR	IR	NOT	NOT	NOT	NOT	NOT	NOT	0	0	0	0
Diontae Johnson	NOT	NOT	NOT	NOT	NOT	NOT	NOT	NOT	P	P	WR	WR	X	SUS	NOT	N	NOT	4	2	1	1
Josh Johnson	X	X	X	P	X	X	P	X	P	X	X	X	X	X	P	X	P	6	0	11	0
Josh Jones	X	P	P	P	P	P	P	P	P	P	P	P	P	P	P	P	P	16	0	1	0
Travis Jones	DE	DE	DE	DE	DE	DE	DE	P	P	DE	NT	NT	NT	DE	NT	DE	NT	17	15	0	0
Sanoussi Kane	P	P	P	P	P	P	P	P	P	P	P	N	P	N	P	P	P	15	0	0	2
John Kelly	P	P	PS	PS	NOT	NOT	NOT	NOT	NOT	NOT	NOT	NOT	NOT	NOT	NOT	NOT	NOT	2	0	0	0
Anthony Kendall	NOT	NOT	NOT	NOT	NOT	NOT	PS	PS	PS	PS	PS	PS	PS	PS	PS	PS	PS	0	0	0	0
Desmond King II	NOT	NOT	NOT	NOT	NOT	NOT	NOT	NOT	NOT	NOT	NOT	PS	PS	P	P	PS	PS	2	0	0	0
Keith Kirkwood	PS	PS	PS	PS	PS	PS	PS	PS	PS	PS	PS	PS	PS	PS	PS	PS	PS	0	0	0	0
Charlie Kolar	P	TE	P	P	TE	P	P	TE	P	P	P	P	P	IR	IR	IR	P	13	3	0	0
William Kwenkeu	NOT	NOT	NOT	NOT	PS	PS	PS	PS	PS	PS	PS	PS	P	P	PS	PS	PS	2	0	0	0
Devin Leary	PS	PS	PS	PS	PS	PS	PS	PS	PS	PS	PS	PS	PS	PS	PS	PS	PS	0	0	0	0
Isaiah Likely	TE	TE	TE	P	TE	TE	P	TE	P	N	P	TE	P	P	TE	P	TE	16	9	0	1
Tyler Linderbaum	C	C	C	C	C	C	C	C	C	C	C	C	C	C	C	C	C	17	17	0	0
Nnamdi Madubuike	DT	DT	DT	DT	DT	DT	DT	DT	DT	DT	DT	DT	DT	DT	DT	DT	DT	17	17	0	0
Christian Matthew	IR	IR	IR	IR	IR	IR	IR	IR	IR	IR	IR	IR	IR	IR	IR	IR	IR	0	0	0	0
Arthur Maulet	IRD	IRD	IRD	IRD	IRD	IRD	Active	P	P	P	N	N	IR	IR	IR	IR	IR	3	0	0	2
Patrick Mekari	RT	RT	RT	LG	LG	LG	LG	LG	LG	LG	LG	LG	LG	LG	LG	LG	LG	17	17	0	0
Anthony Miller	PS	PS	PS	PS	PS	PS	PS	PS	PS	PS	PS	PS	PS	PS	P	P	N	2	0	0	1
Zaire Mitchell-Paden	NOT	NOT	PS	PS	PS	PS	PS	PS	PS	PS	PS	PS	PS	PS	PS	PS	PS	0	0	0	0
Keaton Mitchell	R/PUP	R/PUP	R/PUP	R/PUP	R/PUP	R/PUP	R/PUP	R/PUP	R/PUP	P	P	P	N	N	N	P	P	5	0	0	3
Nick Moore	P	P	P	P	P	P	P	P	P	P	P	P	P	P	P	P	P	17	0	0	0
Trayvon Mullen	IR	IR	IR	IR	IR	IR	IR	IR	IR	IR	IR	IR	IR	IR	IR	IR	IR	0	0	0	0
Yannick Ngakoue	NOT	NOT	NOT	PS	P	P	P	P	P	NOT	NOT	NOT	NOT	NOT	NOT	NOT	NOT	5	0	0	0
Adedayo Odeleye (IPPP)	PS	PS	PS	PS	PS	PS	PS	PS	PS	PS	PS	PS	PS	PS	PS	PS	PS	0	0	0	0
David Ojabo	P	P	P	P	P	P	P	N	N	P	N	N	P	P	P	P	P	13	0	0	4
Odafé Oweh	OLB	OLB	OLB	OLB	OLB	OLB	OLB	OLB	OLB	OLB	P	P	P	P	P	P	P	17	10	0	0
Michael Pierce	P	P	P	N	P	P	P	NT	IR	IR	IR	IR	IRD	P	P	P	P	11	1	0	1
C.J. Ravenell	PS	PS	PS	PS	PS	PS	PS	PS	PS	PS	PS	PS	PS	PS	PS	PS	PS	0	0	0	0
Patrick Ricard	P	FB	P	FB	FB	P	P	FB	FB	P	P	P	P	P	P	FB	P	17	6	0	0
Tavius Robinson	P	P	P	P	P	P	P	P	P	P	OLB	OLB	OLB	OLB	OLB	OLB	RUSH	17	7	0	0
Roger Rosengarten	P	P	P	RT	RT	RT	RT	RT	RT	RT	RT	RT	RT	RT	RT	RT	RT	17	14	0	0
Josh Ross	P	P	P	P	P	P	P	NOT	NOT	NOT	NOT	NOT	NOT	NOT	NOT	NOT	NOT	7	0	0	0
Nick Samac	N	N	N	N	N	N	N	N	N	N	N	N	N	N	N	N	N	0	0	0	17
Trenton Simpson	WLB	WLB	WLB	WLB	WLB	WLB	WLB	WLB	WLB	WLB	WLB	WLB	WLB	P	P	P	P	17	13	0	0
Steven Sims	NOT	NOT	NOT	NOT	NOT	NOT	NOT	NOT	NOT	NOT	NOT	NOT	NOT	NOT	NOT	P	P	2	0	0	0

PARTICIPATION CHART

Roquan Smith	MLB	MLB	MLB	MLB	MLB	MLB	MLB	MLB	MLB	MLB	MLB	<i>N</i>	MLB	MLB	MLB	MLB	MLB	16	16	0	1
Ronnie Stanley	LT	LT	LT	LT	LT	LT	LT	LT	LT	LT	LT	LT	LT	LT	LT	LT	LT	17	17	0	0
Brandon Stephens	CB	CB	CB	CB	CB	CB	CB	CB	CB	CB	CB	CB	CB	CB	CB	CB	CB	17	17	0	0
Jordan Stout	<i>P</i>	<i>P</i>	<i>P</i>	<i>P</i>	<i>P</i>	<i>P</i>	<i>P</i>	<i>P</i>	<i>P</i>	<i>P</i>	<i>P</i>	<i>P</i>	<i>P</i>	<i>P</i>	<i>P</i>	<i>P</i>	<i>P</i>	17	0	0	0
T.J. Tampa Jr.	<i>N</i>	<i>N</i>	<i>N</i>	<i>P</i>	<i>P</i>	<i>P</i>	<i>P</i>	<i>IR</i>	<i>IR</i>	<i>IR</i>	<i>IR</i>	<i>IR</i>	<i>IRD</i>	<i>IRD</i>	<i>P</i>	<i>P</i>	<i>P</i>	7	0	0	3
Justin Tucker	<i>P</i>	<i>P</i>	<i>P</i>	<i>P</i>	<i>P</i>	<i>P</i>	<i>P</i>	<i>P</i>	<i>P</i>	<i>P</i>	<i>P</i>	<i>P</i>	<i>P</i>	<i>P</i>	<i>P</i>	<i>P</i>	<i>P</i>	17	0	0	0
Josh Tupou	<i>NOT</i>	<i>NOT</i>	<i>NOT</i>	<i>NOT</i>	<i>NOT</i>	<i>NOT</i>	<i>NOT</i>	<i>NOT</i>	<i>P</i>	<i>P</i>	<i>PS</i>	<i>P</i>	<i>PS</i>	<i>PS</i>	<i>PS</i>	<i>PS</i>	<i>PS</i>	3	0	0	0
Brent Urban	<i>N</i>	<i>P</i>	<i>N</i>	<i>P</i>	<i>P</i>	<i>P</i>	<i>P</i>	<i>P</i>	<i>N</i>	<i>N</i>	<i>P</i>	<i>P</i>	<i>P</i>	<i>P</i>	<i>P</i>	<i>P</i>	<i>P</i>	13	0	0	4
Kyle Van Noy	OLB	OLB	OLB	OLB	OLB	OLB	OLB	OLB	OLB	OLB	<i>P</i>	<i>P</i>	<i>N</i>	OLB	<i>P</i>	OLB	SAM	16	13	0	1
Andrew Vorhees	LG	LG	LG	<i>N</i>	<i>N</i>	<i>P</i>	<i>P</i>	<i>P</i>	<i>P</i>	<i>P</i>	<i>P</i>	<i>P</i>	<i>P</i>	<i>P</i>	<i>P</i>	<i>P</i>	<i>P</i>	15	3	0	2
Dayton Wade	<i>PS</i>	<i>PS</i>	<i>PS</i>	<i>PS</i>	<i>PS</i>	<i>PS</i>	<i>PS</i>	<i>PS</i>	<i>PS</i>	<i>PS</i>	<i>PS</i>	<i>PS</i>	<i>PS</i>	<i>PS</i>	<i>PS</i>	<i>PS</i>	<i>PS</i>	0	0	0	0
Devontez Walker	<i>N</i>	<i>N</i>	<i>N</i>	<i>N</i>	<i>N</i>	<i>N</i>	<i>P</i>	<i>P</i>	<i>P</i>	<i>P</i>	<i>N</i>	<i>P</i>	<i>N</i>	<i>P</i>	<i>P</i>	<i>P</i>	<i>P</i>	9	0	0	8
Tylan Wallace	<i>P</i>	<i>P</i>	<i>P</i>	<i>P</i>	<i>P</i>	<i>P</i>	<i>P</i>	<i>P</i>	<i>P</i>	<i>P</i>	<i>P</i>	<i>P</i>	<i>P</i>	<i>P</i>	<i>P</i>	<i>P</i>	<i>P</i>	17	0	0	0
Ar'Darius Washington	<i>P</i>	<i>P</i>	<i>P</i>	<i>P</i>	<i>P</i>	<i>P</i>	<i>P</i>	DB	DB	DB	FS	FS	FS	FS	FS	FS	FS	17	10	0	0
Broderick Washington	<i>P</i>	<i>P</i>	<i>P</i>	<i>P</i>	<i>P</i>	<i>N</i>	<i>N</i>	<i>P</i>	DE	<i>P</i>	DE	DE	DE	<i>P</i>	DE	<i>P</i>	<i>P</i>	15	5	0	2
Isaiah Washington	<i>IR</i>	<i>NOT</i>	<i>NOT</i>	<i>NOT</i>	<i>NOT</i>	<i>NOT</i>	<i>NOT</i>	<i>NOT</i>	<i>NOT</i>	<i>NOT</i>	<i>NOT</i>	<i>NOT</i>	<i>NOT</i>	<i>NOT</i>	<i>NOT</i>	<i>NOT</i>	<i>NOT</i>	0	0	0	0
Scotty Washington	<i>NOT</i>	<i>NOT</i>	<i>NOT</i>	<i>NOT</i>	<i>NOT</i>	<i>NOT</i>	<i>NOT</i>	<i>NOT</i>	<i>NOT</i>	<i>NOT</i>	<i>NOT</i>	<i>NOT</i>	<i>NOT</i>	<i>PS</i>	<i>PS</i>	<i>PS</i>	<i>PS</i>	0	0	0	0
Kristian Welch	<i>NOT</i>	<i>NOT</i>	<i>NOT</i>	<i>NOT</i>	<i>NOT</i>	<i>NOT</i>	<i>P</i>	<i>PS</i>	<i>PS</i>	<i>P</i>	<i>P</i>	MLB	<i>P</i>	<i>P</i>	<i>P</i>	<i>P</i>	<i>P</i>	9	1	0	0
Tre'Davious White	<i>NOT</i>	<i>NOT</i>	<i>NOT</i>	<i>NOT</i>	<i>NOT</i>	<i>NOT</i>	<i>NOT</i>	<i>NOT</i>	<i>NOT</i>	<i>N</i>	<i>P</i>	<i>P</i>	<i>P</i>	<i>P</i>	<i>P</i>	<i>P</i>	<i>P</i>	7	0	0	1
Nate Wiggins	<i>P</i>	<i>N</i>	DB	DB	<i>P</i>	DB	<i>P</i>	<i>N</i>	<i>P</i>	<i>P</i>	<i>P</i>	<i>P</i>	<i>P</i>	DB	<i>P</i>	DB	CB	15	6	0	2
Damarion Williams	<i>NOT</i>	<i>NOT</i>	<i>NOT</i>	<i>NOT</i>	<i>NOT</i>	<i>PS</i>	<i>NOT</i>	<i>NOT</i>	<i>NOT</i>	<i>NOT</i>	<i>NOT</i>	<i>NOT</i>	<i>NOT</i>	<i>NOT</i>	<i>NOT</i>	<i>NOT</i>	<i>NOT</i>	0	0	0	0
Marcus Williams	FS	FS	FS	FS	FS	FS	FS	<i>X</i>	FS	FS	<i>P</i>	<i>P</i>	<i>N</i>	<i>N</i>	<i>N</i>	<i>N</i>	<i>N</i>	11	9	1	5
Chris Wormley	<i>NOT</i>	<i>NOT</i>	<i>PS</i>	<i>PS</i>	<i>PS</i>	<i>PS</i>	<i>PS</i>	<i>PS</i>	<i>P</i>	<i>PS</i>	<i>PS</i>	<i>PS</i>	<i>P</i>	<i>PS</i>	<i>PS</i>	<i>PS</i>	<i>PS</i>	2	0	0	1
Owen Wright	<i>IR</i>	<i>IR</i>	<i>IR</i>	<i>IR</i>	<i>IR</i>	<i>IR</i>	<i>IR</i>	<i>IR</i>	<i>IR</i>	<i>IR</i>	<i>IR</i>	<i>IR</i>	<i>IR</i>	<i>IR</i>	<i>IR</i>	<i>IR</i>	<i>IR</i>	0	0	0	0

LEGEND:

Bold=Starters, P=Player was a substitution, N=On Inactive List, X=Did Not Play (Non-injury), NOT=Not on Roster, PS=Practice Squad, IR=Injured Reserve, IRD=Injured Reserve - Designated For Return, R/PUP=Reserved/PUP, PSIR=Practice Squad/Injured Reserve, SUS=Reserve/Team Susp.

PLAYER PARTICIPATION (POSTSEASON)

PLAYERS	PIT 1/11	AT BUF 1/19	GP	GS	DNP	IN
Nelson Agholor	P	P	2	0	0	0
Rasheen Ali	N	N	0	0	0	2
Mark Andrews	TE	TE	2	2	0	0
Jalyn Armour-Davis	IR	IR	0	0	0	0
Malaesala Aumavae-Laulu	PS	PS	0	0	0	0
Rashod Bateman	WR	WR	2	2	0	0
Chris Board	P	P	2	0	0	0
Beau Brade	N	N	0	0	0	2
Corey Bullock	PS	PS	0	0	0	0
Ben Cleveland	P	P	2	0	0	0
Malik Cunningham	PS	PS	0	0	0	0
Darrian Dalcourt	PS	PS	0	0	0	0
Daniel Faalele	RG	RG	2	2	0	0
Zay Flowers	N	N	0	0	0	2
Kyle Hamilton	SS	SS	2	2	0	0
Malik Hamm	IR	IR	0	0	0	0
Malik Harrison	WLB	WLB	2	2	0	0
Deonte Harty	IRD	IRD	0	0	0	0
Derrick Henry	RB	RB	2	2	0	0
Justice Hill	P	P	2	0	0	0
Marlon Humphrey	CB	CB	2	2	0	0
Adisa Isaac	N	N	0	0	0	2
Qadir Ismail	PSIR	PSIR	0	0	0	0
Lamar Jackson	QB	QB	2	2	0	0
Josh Johnson	X	X	0	0	2	0
Josh Jones	P	P	2	0	0	0
Travis Jones	NT	NT	2	2	0	0
Sanoussi Kane	P	P	2	0	0	0
Anthony Kendall	PS	PS	0	0	0	0
Desmond King II	PS	PS	0	0	0	0
Keith Kirkwood	N	PS	0	0	0	1
Charlie Kolar	P	P	2	0	0	0
William Kwenkeu	PS	PS	0	0	0	0
Devin Leary	PS	PS	0	0	0	0
Isaiah Likely	P	P	2	0	0	0
Tyler Linderbaum	C	C	2	2	0	0
Nnamdi Madubuike	DT	DT	2	2	0	0
Christian Matthew	IR	IR	0	0	0	0
Arthur Maulet	IR	IR	0	0	0	0
Patrick Mekari	LG	LG	2	2	0	0
Anthony Miller	P	P	2	0	0	0
Zaire Mitchell-Paden	PS	PS	0	0	0	0
Keaton Mitchell	P	P	2	0	0	0
Nick Moore	P	P	2	0	0	0
Trayvon Mullen	IR	IR	0	0	0	0
Adedayo Odeleye (IPPP)	PS	PS	0	0	0	0
David Ojabo	P	P	2	0	0	0
Odafe Oweh	P	P	2	0	0	0
Michael Pierce	P	P	2	0	0	0
C.J. Ravenell	PS	PS	0	0	0	0
Patrick Ricard	FB	FB	2	2	0	0
Tavius Robinson	SAM	SAM	2	2	0	0
Roger Rosengarten	RT	RT	2	2	0	0
Nick Samac	N	N	0	0	0	2
Trenton Simpson	P	P	2	0	0	0
Steven Sims	P	P	2	0	0	0
Roquan Smith	MLB	MLB	2	2	0	0
Ronnie Stanley	LT	LT	2	2	0	0
Brandon Stephens	CB	CB	2	2	0	0
Jordan Stout	P	P	2	0	0	0
T.J. Tampa Jr.	P	P	2	0	0	0
Justin Tucker	P	P	2	0	0	0
Josh Tupou	PS	N	0	0	0	1
Brent Urban	P	P	2	0	0	0
Kyle Van Noy	SAM	SAM	2	2	0	0
Andrew Vorhees	P	P	2	0	0	0
Dayton Wade	PS	PS	0	0	0	0
Devontez Walker	P	P	2	0	0	0
Tylan Wallace	WR	WR	2	2	0	0
Ar'Darius Washington	FS	FS	2	2	0	0
Broderick Washington	P	P	2	0	0	0
Scotty Washington	PS	PS	0	0	0	0
Kristian Welch	P	P	2	0	0	0
Tre'Davious White	P	P	2	0	0	0
Nate Wiggins	CB	CB	2	2	0	0
Marcus Williams	N	N	0	0	0	2
Chris Wormley	PS	PS	0	0	0	0
Owen Wright	IR	IR	0	0	0	0

LEGEND:

Bold=Starters, P=Player was a substitution, N=On Inactive List, X=Did Not Play (Non-injury), PS=Practice Squad, PSIR=Practice Squad/Injured Reserve, IR=Injured Reserve, IRD=Injured Reserve - Designated For Return, NOT=Not on Roster



RAVENS STATISTICS

CUMULATIVE SEASON STATS

TEAM GAME-BY-GAME STATISTICS

DRIVE CHARTS

LONGEST PLAYS FROM SCRIMMAGE

TEAM SUPERLATIVES

INDIVIDUAL SUPERLATIVES

TURNOVER TABLE

INSIDE-THE-20 SCORING

FIRST DOWNS

COMPLETIONS BY DISTANCE

REPLAY CHALLENGES

TEAM RECORD WHEN...

THE LAST TIME...

GAME SUMMARIES

2024 REGULAR SEASON STATISTICS

WON 12, LOST 5					HEAD COACH: JOHN HARBAUGH	
09/05	L	20-27	at Kansas City	73,611		
09/15	L	23-26	Las Vegas	70,762		
09/22	W	28-25	at Dallas	93,566		
09/29	W	35-10	Buffalo	70,636		
10/06	W	41-38 (OT)	at Cincinnati	66,341		
10/13	W	30-23	Washington	71,316		
10/21	W	41-31	at Tampa Bay	64,828		
10/27	L	24-29	at Cleveland	67,431		
11/03	W	41-10	Denver	71,051		
11/07	W	35-34	Cincinnati	71,118		
11/17	L	16-18	at Pittsburgh	67,551		
11/25	W	30-23	at L.A. Chargers	70,240		
12/01	L	19-24	Philadelphia	71,344		
12/15	W	35-14	at N.Y. Giants	77,455		
12/21	W	34-17	Pittsburgh	71,313		
12/25	W	31-2	at Houston	71,544		
01/04	W	35-10	Cleveland	70,562		

TEAM STATISTICS		BAL	OPP
FIRST DOWNS		393	330
Rushing		164	69
Passing		199	218
Penalty		30	43
Third Down-Made/Att		92/191	90/226
Third Down Efficiency		48.2%	39.8%
Fourth Down-Made/Att		8/15	12/28
Fourth Down Efficiency		53.3%	42.9%
TOTAL NET YARDS		7,224	5,511
Avg. Per Game		424.9	324.2
Total Plays		1,055	1,062
Avg. Per Play		6.8	5.2
NET YARDS RUSHING		3,189	1,361
Avg. Per Game		187.6	80.1
Total Rushes		554	383
Avg. Per Rush		5.8	3.6
NET YARDS PASSING		4,035	4,150
Avg. Per Game		237.4	244.1
Sacked/Yards Lost		24/154	54/318
Gross Yards		4,189	4,468
Attempts/Completions		477/318	625/396
Pct. of Completion		66.7%	63.4%
Had Intercepted		4	12
PUNTS/AVERAGE		55/46.4	67/47.4
Net Punting Average		41.2	42.4
PUNT RETURN/AVG.		22/9.7	21/7.8
KICKOFF RETURN/AVG.		30/27.0	28/28.4
INTERCEPTION RETURN/AVG.		12/8.5	4/15.8
PENALTIES/YARDS		132/1120	97/759
FUMBLES/BALL LOST		19/7	16/5
TOUCHDOWNS		65	39
Rushing		21	12
Passing		41	27
Returns		3	0
EXTRA POINTS/ATTEMPTS		60/62	32/32
TWO POINT CONVERSION/ATT.		1/3	2/7
FIELD GOALS/ATTEMPTS		22/30	29/33
AVG. TIME OF POSSESSION		30:58	29:02

* SCORE BY PERIODS	Q1	Q2	Q3	Q4	OT	PTS
TEAM	88	164	124	139	3	518
OPPONENTS	46	107	68	140	0	361

SCORING	TD	RU	PA	RT	K-PAT	FG	2PT	S	PTS
J. Tucker	0	0	0	0	60/62	22/30	0	0	126
D. Henry	18	16	2	0	0/0	0/0	0	0	108
M. Andrews	11	0	11	0	0/0	0/0	0	0	66
R. Bateman	9	0	9	0	0/0	0/0	0	0	54
I. Likely	6	0	6	0	0/0	0/0	0	0	36
L. Jackson	4	4	0	0	0/0	0/0	1	0	26
Z. Flowers	4	0	4	0	0/0	0/0	0	0	24
J. Hill	4	1	3	0	0/0	0/0	0	0	24
N. Agholor	2	0	2	0	0/0	0/0	0	0	12
P. Ricard	2	0	1	1	0/0	0/0	0	0	12
M. Humphrey	1	0	0	1	0/0	0/0	0	0	6
C. Kolar	1	0	1	0	0/0	0/0	0	0	6
D. Walker	1	0	1	0	0/0	0/0	0	0	6
T. Wallace	1	0	1	0	0/0	0/0	0	0	6
N. Wiggins	1	0	0	1	0/0	0/0	0	0	6
TEAM	65	21	41	3	60/62	22/30	1	0	518
OPPONENTS	39	12	27	0	32/32	29/33	2	2	361

* RUSHING	NO.	YDS	AVG	LONG	TD
D. Henry	325	1,921	5.9	87t	16
L. Jackson	139	915	6.6	48t	4
J. Hill	47	228	4.9	51t	1
Z. Flowers	9	56	6.2	19	0
R. Ali	10	31	3.1	9	0
K. Mitchell	15	30	2.0	7	0
M. Andrews	4	5	1.3	2	0
C. Kolar	1	2	2.0	2	0
J. Johnson	4	1	0.3	2	0
TEAM	554	3,189	5.8	87t	21
OPPONENTS	383	1,361	3.6	25t	12

* RECEIVING	TAR	NO.	YDS	AVG	LONG	TD
Z. Flowers	116	74	1,059	14.3	53t	4
M. Andrews	69	55	673	12.2	67	11
R. Bateman	72	45	756	16.8	59	9
J. Hill	51	42	383	9.1	27t	3
I. Likely	58	42	477	11.4	49t	6
D. Henry	22	19	193	10.2	27	2
N. Agholor	29	14	231	16.5	56	2
T. Wallace	12	11	193	17.5	84t	1
C. Kolar	11	9	131	14.6	55	1
P. Ricard	5	3	22	7.3	14	1
D. Johnson	5	1	6	6.0	6	0
A. Miller	1	1	16	16.0	16	0
K. Mitchell	1	1	28	28.0	28	0
D. Walker	3	1	21	21.0	21t	1
R. Ali	2	0	0	0.0	0	0
TEAM	457	318	4,189	13.2	84t	41
OPPONENTS	594	396	4,468	11.3	70t	27

* INTERCEPTIONS	NO.	YDS	AVG	LONG	TD
M. Humphrey	6	37	6.2	37t	1
A. Washington	2	33	16.5	32	0
N. Wiggins	1	26	26.0	26t	1
M. Pierce	1	6	6.0	6	0
K. Hamilton	1	0	0.0	0	0
R. Smith	1	0	0.0	0	0
TEAM	12	102	8.5	37t	2
OPPONENTS	5	63	12.6	38	0

* OFFENSIVE FUMBLES	FUM	LST	REC	TD
L. Jackson	10	5	5	0
D. Henry	3	1	0	0
I. Likely	1	1	0	0
C. Board	0	0	1	0
D. King II	2	0	0	0
T. Linderbaum	2	0	0	0
P. Mekari	0	0	1	0
P. Ricard	0	0	1	1
R. Stanley	0	0	2	0
T. Wallace	1	0	1	0
K. Welch	0	0	1	0
TEAM	19	7	12	1
OPPONENTS	16	5	7	0

* PUNTING	NO.	YDS	AVG	NET	TB	IN	L6	B
J. Stout	55	2,551	46.4	41.2	6	22	70	0
TEAM	55	2,551	46.4	41.2	6	22	70	0
OPPONENTS	67	3,177	47.4	42.4	6	31	71	0

* PUNT RETURNS	RET	FC	YDS	AVG	LONG	TD
D. Harty	8	4	85	10.6	16	0
T. Wallace	6	12	67	11.2	21	0
D. King II	3	4	38	12.7	22	0
S. Sims	5	0	23	4.6	8	0
TEAM	22	20	213	9.7	22	0
OPPONENTS	21	16	163	7.8	19	0

* KICKOFF RETURNS	NO.	YDS	AVG	LONG	TD
C. Collier	10	221	22.1	35	0
J. Hill	5	183	36.6	59	0
K. Mitchell	5	156	31.2	47	0
R. Ali	4	107	26.8	38	0
D. Harty	4	98	24.5	31	0
J. Kelly	2	46	23.0	24	0
TEAM	30	811	27.0	59	0
OPPONENTS	28	795	28.4	46	0

* FIELD GOALS	1-19	20-29	30-39	40-49	50+
J. Tucker	0/0	4/4	7/7	5/8	6/11
TEAM	0/0	4/4	7/7	5/8	6/11
OPPONENTS	0/0	5/5	8/8	4/5	12/15

J. Tucker: (53WL, 25G, 32G) (48G, 42G, 56WL, 32G) (46WL) (-) (56G, 24G) (45G, 32G, 39G) (28G, 52G) (49G, 50WL) (33G, 37G) (-) (47WL, 50WL, 54G) (45G) (34G, 50G, 47WL, 53WR) (-) (51G, 23G) (52G) (-)
OPP: (32G, 31G) (53G, 51G, 25G, 38G) (65G, 51G) (50G, 48WL) (53WL) (42G, 52B, 55G, 49G) (23G, 55RU) (28G, 33G, 48G) (37G) (32G, 52G, 32G, 57G, 27G, 50G) (42G, 52G, 52G) (35G) (51G) (23G)

2-Pt Conv: L. Jackson 1, **TM** 1-3, **OPP** 2-7

SACKS: K. Van Noy 12.5, O. Oweh 10.0, N. Madubuike 6.5, T. Robinson 3.5, B. Washington 2.0, D. Ojabo 2.0, M. Pierce 2.0, K. Hamilton 2.0, M. Harrison 2.0, R. Smith 1.5, T. Simpson 1.5, Y. Ngakoue 1.5, B. Stephens 1.5, T. Jones 1.0, J. Tupou 1.0, A. Washington 1.0, C. Board 1.0, M. Humphrey 0.5, (group) 1.0, **TM** 54.0, **OPP** 24.0

* PASSING	ATT	CMP	YDS	CMP%	YDS/ATT	TD	TD%	INT	INT%	LONG	SACK/LOST	RATING
L. Jackson	474	316	4,172	66.7	8.8	41	8.6	4	0.8	84t	23/149	119.6
J. Johnson	3	2	17	66.7	5.7	0	0.0	0	0.0	16	1/5	81.3
TEAM	477	318	4,189	66.7	8.8	41	8.6	4	0.8	84t	24.0/154	119.4
OPPONENTS	625	396	4,468	63.4	7.1	27	4.3	12	1.9	70t	54.0/318	91.1

2024 POSTSEASON STATISTICS

WON 1, LOST 1		HEAD COACH: JOHN HARBAUGH		
01/11	W	AFC Wild Card Playoff Game	Pittsburgh	70,546
01/19	L	AFC Divisional Playoff Game	at Buffalo	70,697

TEAM STATISTICS		BAL	OPP.
FIRST DOWNS		52	31
Rushing		29	14
Passing		20	15
Penalty		3	2
Third Down-Made/Att		17/25	10/22
Third Down Efficiency		68.0%	45.5%
Fourth Down-Made/Att		1/1	1/2
Fourth Down Efficiency		100.0%	50.0%
TOTAL NET YARDS		880	553
Avg. Per Game		440.0	276.5
Total Plays		129	104
Avg. Per Play		6.8	5.3
NET YARDS RUSHING		475	176
Avg. Per Game		237.5	88.0
Total Rushes		80	47
Avg. Per Rush		5.9	3.7
NET YARDS PASSING		405	377
Avg. Per Game		202.5	188.5
Sacked/Yards Lost		3/24	5/20
Gross Yards		429	397
Attempts/Completions		46/34	52/36
Pct. of Completion		73.9%	69.2%
Had Intercepted		1	0
PUNTS/AVERAGE		4/45.8	8/50.9
Net Punting Average		37.3	45.9
PUNT RETURN/AVG.		2/10.0	1/14.0
KICKOFF RETURN/AVG.		5/26.8	2/25.5
INTERCEPTION RETURN/AVG.		0/0.0	1/0.0
PENALTIES/YARDS		8/57	8/51
FUMBLES/BALL LOST		4/2	0/0
TOUCHDOWNS		7	5
Rushing		3	3
Passing		4	2
Returns		0	0
EXTRA POINTS/ATTEMPTS		5/5	5/5
TWO POINT CONVERSION/ATT.		0/2	0/0
FIELD GOALS/ATTEMPTS		2/2	2/2
AVG. TIME OF POSSESSION		33:55	26:05

SACKS: N. Madubuike 2.5, M. Pierce 1.0, O. Oweh 1.0, K. Van Noy 0.5, (group) 0.0, TM 5.0, OPP 3.0

* PASSING	ATT	CMP	YDS	CMP%	YDS/ATT	TD	TD%	INT	INT%	LONG	SACK/LOST	RATING
L. Jackson	46	34	429	73.9	9.3	4	8.7	1	2.2	42	3/24	122.5
TEAM	46	34	429	73.9	9.3	4	8.7	1	2.2	42	3.0/24	122.5
OPPONENTS	52	36	397	69.2	7.6	2	3.8	0	0.0	37	5.0/20	104.4

* RUSHING	NO.	YDS	AVG	LONG	TD
D. Henry	42	270	6.4	44t	3
L. Jackson	21	120	5.7	20	0
J. Hill	12	62	5.2	22	0
S. Sims	1	15	15.0	15	0
M. Andrews	4	8	2.0	3	0
TEAM	80	475	5.9	44t	3
OPPONENTS	47	176	3.7	17	3

* RECEIVING	TAR	NO.	YDS	AVG	LONG	TD
M. Andrews	10	7	88	12.6	20	0
I. Likely	9	7	126	18.0	39	1
R. Bateman	7	6	90	15.0	42	2
J. Hill	6	6	20	3.3	7	1
A. Miller	4	4	28	7.0	16	0
T. Wallace	3	2	48	24.0	27	0
N. Agholor	2	1	25	25.0	25	0
S. Sims	1	1	4	4.0	4	0
D. Henry	2	0	0	0.0	0	0
TEAM	44	34	429	12.6	42	4
OPPONENTS	47	36	397	11.0	37	2

* INTERCEPTIONS	NO.	YDS	AVG	LONG	TD
OPPONENTS	1	0	0.0	0	0

* OFFENSIVE FUMBLES	FUM	LST	REC	TD
M. Andrews	1	1	0	0
L. Jackson	1	1	0	0
S. Sims	1	0	1	0
T. Wallace	1	0	1	0
TEAM	4	2	2	0

* PUNTING	NO.	YDS	AVG	NET	TB	IN	LG	B
J. Stout	4	183	45.8	37.3	1	1	49	0
TEAM	4	183	45.8	37.3	1	1	49	0
OPPONENTS	8	407	50.9	45.9	1	6	60	0

* PUNT RETURNS	RET	FC	YDS	AVG	LONG	TD
S. Sims	2	3	20	10.0	16	0
TEAM	2	3	20	10.0	16	0
OPPONENTS	1	1	14	14.0	14	0

* KICKOFF RETURNS	NO.	YDS	AVG	LONG	TD
K. Mitchell	5	134	26.8	32	0
TEAM	5	134	26.8	32	0
OPPONENTS	2	51	25.5	26	0

* FIELD GOALS	1-19	20-29	30-39	40-49	50+
J. Tucker	0/0	1/1	0/0	1/1	0/0
TEAM	0/0	1/1	0/0	1/1	0/0
OPPONENTS	0/0	1/1	0/0	0/0	1/1

J. Tucker: (-) (26G, 47G)
OPP: (51G, 21G)
2-Pt Conv: TM 0-2, OPP 0-0

2024 DEFENSIVE & SPECIAL TEAMS STATISTICS

2024 REGULAR SEASON BALTIMORE RAVENS DEFENSIVE STATS (THROUGH WEEK 18)

PLAYER	TOTAL	TKL.	ASST	SACKS/YDS.	TFL	QBH	FR	FF	INT./YDS.	PD
Roquan Smith	154	81	73	1.5/3.0	4	3	1	1	1/0	4
Kyle Hamilton	107	77	30	2.0/19.0	4	6	1	2	1/0	9
Trenton Simpson	70	38	32	1.5/13.0	5	6	1	0	0/0	4
Brandon Stephens	70	59	11	1.5/4.0	3	2	0	0	0/0	10
Marlon Humphrey	67	50	17	0.5/3.0	5	4	0	2	6/37	15
Ar'Darius Washington	62	43	19	1.0/7.0	5	2	0	1	2/33	8
Malik Harrison	46	16	30	2.0/8.0	3	3	0	0	0/0	0
Nnamdi Madubuike	43	21	22	6.5/21.5	11	17	0	1	0/0	1
Travis Jones	42	22	20	1.0/11.0	4	4	0	0	0/0	0
Kyle Van Noy	41	25	16	12.5/83.5	14	21	1	2	0/0	2
Odafe Oweh	39	25	14	10.0/74.0	9	23	0	1	0/0	0
Marcus Williams	33	26	7	0.0/0.0	1	0	1	0	0/0	2
Tavius Robinson	32	13	19	3.5/16.5	4	12	0	0	0/0	1
Nate Wiggins	32	24	8	0.0/0.0	0	0	0	1	1/26	13
Eddie Jackson	30	18	12	0.0/0.0	1	1	0	0	0/0	1
Broderick Washington	21	9	12	2.0/10.0	1	2	0	1	0/0	2
Chris Board	20	10	10	1.0/9.0	2	1	0	0	0/0	1
Brent Urban	20	9	11	0.0/0.0	0	0	0	0	0/0	2
Michael Pierce	19	6	13	2.0/16.0	1	4	0	0	1/6	2
Tre'Davious White	10	7	3	0.0/0.0	0	0	0	0	0/0	3
David Ojabo	9	5	4	2.0/11.0	2	6	0	0	0/0	0
Jalyn Armour-Davis	7	5	2	0.0/0.0	0	0	0	0	0/0	1
Arthur Maulet	5	4	1	0.0/0.0	0	0	0	0	0/0	0
Yannick Ngakoué	5	1	4	1.5/3.5	1	4	0	0	0/0	0
Chris Wormley	4	1	3	0.0/0.0	0	0	0	0	0/0	0
Adisa Isaac	3	1	2	0.0/0.0	1	0	0	0	0/0	1
Josh Tupou	3	3	0	1.0/1.0	1	1	0	0	0/0	0
Beau Brade	2	1	1	0.0/0.0	0	0	0	0	0/0	0
Sanoussi Kane	2	1	1	0.0/0.0	0	0	0	0	0/0	0
Desmond King II	2	1	1	0.0/0.0	0	0	0	0	0/0	0
T.J. Tampa Jr.	2	1	1	0.0/0.0	0	0	0	0	0/0	0
Kristian Welch	2	2	0	0.0/0.0	0	0	0	0	0/0	0
(group)	--	--	--	1.0/4.0	--	--	--	--	--/--	--
TOTALS	1,004	605	399	54.0/318.0	82	122	5	12	12/102	82
OPP. TOTALS	1,049	623	426	24.0/154.0	70	57	7	9	4/63	52

ASST=Assist, TFL=Tackle for a Loss, Int.=Interception, FR=Fumble Recovery, FF=Forced Fumble, PD=Pass Defense

2024 RAVENS SPECIAL TEAMS

PLAYER	TTL.	SOLO	ASST.
Chris Board	10	8	2
Malik Harrison	8	6	2
Sanoussi Kane	7	4	3
Josh Ross	5	3	2
Charlie Kolar	4	2	2
Trenton Simpson	3	2	1
Tylan Wallace	3	1	2
Kristian Welch	3	1	2
T.J. Tampa Jr.	2	0	2
Justin Tucker	2	2	0
Devontez Walker	2	2	0
Ar'Darius Washington	2	2	0
Rasheen Ali	1	0	1
Jalyn Armour-Davis	1	1	0
Beau Brade	1	0	1
Ka'dar Hollman	1	0	1
Adisa Isaac	1	1	0
Desmond King II	1	1	0
William Kwenkeu	1	0	1
Isaiah Likely	1	1	0
Nate Wiggins	1	1	0
TOTALS	60	38	22

DEFENSIVE STATS BY RANK

SACKS		INTERCEPTIONS		TACKLES FOR LOSS		PASSES DEFENSED		QBH	
PLAYER	NO.	PLAYER	NO.	PLAYER	NO.	PLAYER	NO.	PLAYER	NO.
Kyle Van Noy	12.5	Marlon Humphrey	6	Kyle Van Noy	14	Marlon Humphrey	15	Odafe Oweh	23
Odafe Oweh	10.0	Ar'Darius Washington	2	Nnamdi Madubuike	11	Nate Wiggins	13	Kyle Van Noy	21
Nnamdi Madubuike	6.5	Kyle Hamilton	1	Odafe Oweh	9	Brandon Stephens	10	Nnamdi Madubuike	17
Tavius Robinson	3.5	Michael Pierce	1	Marlon Humphrey	5	Kyle Hamilton	9	Tavius Robinson	12
Kyle Hamilton	2.0	Roquan Smith	1	Trenton Simpson	5	Ar'Darius Washington	8	Kyle Hamilton	6
Malik Harrison	2.0	Nate Wiggins	1	Ar'Darius Washington	5	Trenton Simpson	4	David Ojabo	6
David Ojabo	2.0			Kyle Hamilton	4	Roquan Smith	4	Trenton Simpson	6
Michael Pierce	2.0			Travis Jones	4	Tre'Davious White	3	Marlon Humphrey	4
Broderick Washington	2.0			Tavius Robinson	4	Michael Pierce	2	Travis Jones	4
Yannick Ngakoué	1.5			Roquan Smith	4	Brent Urban	2	Yannick Ngakoué	4
Trenton Simpson	1.5			Malik Harrison	3	Kyle Van Noy	2	Michael Pierce	4
Roquan Smith	1.5			Brandon Stephens	3	Broderick Washington	2	Malik Harrison	3
Brandon Stephens	1.5			Chris Board	2	Marcus Williams	2	Roquan Smith	3
Chris Board	1.0			David Ojabo	2	Jalyn Armour-Davis	1	Brandon Stephens	2
Travis Jones	1.0			Adisa Isaac	1	Chris Board	1	Ar'Darius Washington	2
Josh Tupou	1.0			Eddie Jackson	1	Adisa Isaac	1	Broderick Washington	2
Ar'Darius Washington	1.0			Yannick Ngakoué	1	Eddie Jackson	1	Chris Board	1
Marlon Humphrey	0.5			Michael Pierce	1	Nnamdi Madubuike	1	Eddie Jackson	1
				Josh Tupou	1	Tavius Robinson	1	Josh Tupou	1
				Broderick Washington	1				
				Marcus Williams	1				

FORCED FUMBLES

PLAYER	NO.
Kyle Hamilton	2
Marlon Humphrey	2
Kyle Van Noy	2
Nnamdi Madubuike	1
Odafe Oweh	1
Roquan Smith	1
Ar'Darius Washington	1
Broderick Washington	1
Nate Wiggins	1

FUMBLE RECOVERIES

PLAYER	NO.
Kyle Hamilton	1
Trenton Simpson	1
Roquan Smith	1
Kyle Van Noy	1
Marcus Williams	1

2024 POSTSEASON DEFENSIVE & SPECIAL TEAMS STATISTICS

2024 POSTSEASON BALTIMORE RAVENS DEFENSIVE STATS

PLAYER	TOTAL	TKL.	ASST	TFL	SACKS/YDS.	QBH	FR	FF	INT./YDS.	PD
Smith, Roquan	13	6	7	0	0.0/0.0	0	0	0	0/0	0
Hamilton, Kyle	12	6	6	0	0.0/0.0	0	0	0	0/0	0
Harrison, Malik	11	7	4	1	0.0/0.0	0	0	0	0/0	0
Madubuike, Nnamdi	11	5	6	1	2.5/8.5	2	0	0	0/0	1
Washington, Ar'Darius	11	7	4	0	0.0/0.0	0	0	0	0/0	0
Humphrey, Marlon	8	4	4	0	0.0/0.0	1	0	0	0/0	0
Pierce, Michael	6	1	5	1	1.0/4.0	1	0	0	0/0	0
Wiggins, Nate	6	4	2	0	0.0/0.0	1	0	0	0/0	0
Stephens, Brandon	5	2	3	0	0.0/0.0	0	0	0	0/0	0
Jones, Travis	4	1	3	0	0.0/0.0	1	0	0	0/0	0
Robinson, Tavius	4	3	1	2	0.0/0.0	0	0	0	0/0	0
Van Noy, Kyle	4	2	2	0	0.5/0.5	2	0	0	0/0	0
Oweh, Odafe	3	3	0	1	1.0/7.0	3	0	0	0/0	0
Washington, Broderick	3	2	1	0	0.0/0.0	0	0	0	0/0	0
Board, Chris	2	0	2	0	0.0/0.0	0	0	0	0/0	0
Ojabo, David	1	1	0	0	0.0/0.0	0	0	0	0/0	0
White, Tre'Davious	1	1	0	0	0.0/0.0	0	0	0	0/0	0
(group)	--	--	--	--	0.0/0.0	--	--	--	--/--	--
TOTALS	105	55	50	6	5.0/20.0	11	0	0	0/0	1

ASST=Assist, TFL=Tackle for a Loss, Int.=Interception, FR=Fumble Recovery, FF=Forced Fumble, PD=Pass Defense

2024 RAVENS SPECIAL TEAMS

POS.	PLAYER	TTL.	SOLO	ASST.
ILB	Board, Chris	1	0	1
TE	Kolar, Charlie	1	0	1
ILB	Simpson, Trenton	1	0	1
CB	Tampa Jr., T.J.	1	1	0
LB	Welch, Kristian	1	0	1
	TOTALS	5	1	4

DEFENSIVE STATS BY RANK

SACKS		INTERCEPTIONS		TACKLES FOR LOSS		PASSES DEFENSED		QBH	
PLAYER	NO.	PLAYER	NO.	PLAYER	NO.	PLAYER	NO.	PLAYER	NO.
Madubuike, Nnamdi	2.5			Robinson, Tavius	2	Madubuike, Nnamdi	1	Oweh, Odafe	3
Oweh, Odafe	1.0			Harrison, Malik	1			Madubuike, Nnamdi	2
Pierce, Michael	1.0			Madubuike, Nnamdi	1			Van Noy, Kyle	2
Van Noy, Kyle	0.5			Oweh, Odafe	1			Humphrey, Marlon	1
				Pierce, Michael	1			Jones, Travis	1
								Pierce, Michael	1
								Wiggins, Nate	1

GAME-BY-GAME LEADERS

2024 REGULAR SEASON BALTIMORE RAVENS WEEK-BY-WEEK LEADERS
(THROUGH WEEK 18)

		SCORING		PASSING YARDS		RUSHING YARDS		RECEPTIONS		RECEIVING YARDS		TACKLES		CARRIES		SACKS		INTERCEPTIONS		FORCED FUMBLES		RECOVERED FUMBLES	
DATE	OPPONENT	PLAYER	NO.	PLAYER	NO.	PLAYER	NO.	PLAYER	NO.	PLAYER	NO.	PLAYER	NO.	PLAYER	NO.	PLAYER	NO.	PLAYER	NO.	PLAYER	NO.	PLAYER	NO.
09/05	at Chiefs	Tucker	8	Jackson	273	Jackson	122	Likely	9	Likely	111	Smith	7	Jackson	16	Ojabo	1.0	Smith	1	--	--	--	--
09/15	Raiders	Tucker	11	Jackson	247	Henry	84	Flowers	7	Flowers	91	Smith	11	Henry	18	Oweh	2.5	Humphrey	1	Oweh	1	--	--
09/22	at Cowboys	Henry	12	Jackson	182	Henry	151	Bateman Flowers	3	Agholor	56	Hamilton	12	Henry	25	Van Noy	2.0	--	--	Wiggins	1	Williams	1
09/29	Bills	Henry	12	Jackson	156	Henry	199	Hill	6	Hill	78	Hamilton	7	Henry	24	Van Noy	2.0	--	--	Van Noy	1	Hamilton	1
10/06	at Bengals	Likely	12	Jackson	348	Henry	92	Flowers	7	Flowers	111	Smith	14	Henry	15	Hamilton Madubuike Robinson	1.0	Humphrey	1	--	--	--	--
10/13	Commanders	Henry Tucker	12	Jackson	323	Henry	132	Flowers	9	Flowers	132	Humphrey	9	Henry	24	Jones Ngakoue	1.0	--	--	--	--	--	--
10/21	at Buccaneers	Andrews	12	Jackson	281	Henry	169	Andrews Bateman	4	Bateman	121	Smith	18	Henry	15	Washington Oweh Van Noy	1.0	Humphrey	2	Smith	1	--	--
10/27	at Browns	Henry Andrews Agholor Tucker	6	Jackson	289	Henry	73	Flowers	7	Flowers	115	Hamilton Jackson	10	Henry	11	Hamilton	1.0	--	--	Hamilton	1	Simpson	1
11/03	Broncos	Henry Flowers	12	Jackson	280	Henry	106	Flowers	5	Flowers	127	Hamilton	10	Henry	23	Robinson	2.0	Washington	1	--	--	--	--
11/07	Bengals	Henry Andrews Bateman Wallace Agholor	6	Jackson	290	Henry	68	Andrews Bateman	6	Wallace	115	Smith	12	Henry	16	Madubuike	3.0	--	--	Humphrey Madubuike	1	Smith	1
11/17	at Steelers	Henry Flowers	6	Jackson	207	Henry	65	Hill Likely	4	Likely	75	Smith	13	Henry	13	Oweh	2.5	Humphrey	1	--	--	--	--
11/25	at Chargers	Jackson Hill Andrews Bateman Tucker	6	Jackson	177	Henry	140	Andrews Flowers	5	Flowers	62	Harrison	12	Henry	24	Stephens Van Noy Oweh Tupou	1.0	--	--	Van Noy	1	--	--
12/01	Eagles	Tucker	7	Jackson	237	Henry	82	Andrews	6	Flowers	74	Smith	11	Henry	19	Washington	1.0	--	--	Washington	1	--	--
12/15	at Giants	Bateman	12	Jackson	290	Henry	67	Flowers	6	Bateman	80	Hamilton Harrison	6	Henry	14	Harrison Van Noy Ojabo	1.0	Washington	1	--	--	--	--
12/21	Steelers	Tucker	10	Jackson	207	Henry	162	Flowers	5	Flowers	100	Smith	10	Henry	24	Van Noy	1.5	Humphrey	1	Hamilton Washington	1	Van Noy	1
12/25	at Texans	Tucker	7	Jackson	168	Henry	147	Henry Andrews Flowers	2	Andrews	68	Smith	8	Henry	27	Smith Van Noy Board Madubuike Oweh	1.0	Hamilton	1	Humphrey	1	--	--
01/04	Browns	Henry	12	Jackson	217	Henry	138	Bateman	5	Bateman	76	Smith	10	Henry	20	Oweh Van Noy	1.0	Wiggins Pierce	1	--	--	--	--
MOST TIMES LED (INCLUDING TIES)		TUCKER HENRY	8	JACKSON	17	HENRY	16	FLOWERS	10	FLOWERS	8	SMITH	10	HENRY	16	VAN NOY	8	HUMPHREY	5	VAN NOY HAMILTON HUMPHREY	2	WILLIAMS HAMILTON SIMPSON SMITH VAN NOY	1

GAME-BY-GAME LEADERS

OPPONENTS																							
		SCORING		PASSING YARDS		RUSHING YARDS		RECEPTIONS		RECEIVING YARDS		TACKLES		CARRIES		SACKS		INTERCEPTIONS		FORCED FUMBLES		RECOVERED FUMBLES	
DATE	OPPONENT	PLAYER	NO.	PLAYER	NO.	PLAYER	NO.	PLAYER	NO.	PLAYER	NO.	PLAYER	NO.	PLAYER	NO.	PLAYER	NO.	PLAYER	NO.	PLAYER	NO.	PLAYER	NO.
09/05	at Chiefs	Worthy	12	Mahomes	291	Pacheco	45	Rice	7	Rice	103	Watson	11	Pacheco	15	Jones	1.0	--	--	Jones	1	Anudike-Uzomah	1
09/15	Raiders	Carlson	14	Minshew II	276	White	24	Adams Bowers	9	Adams	110	Spillane	11	White	9	Crosby	2.0	Spillane	1	--	--	--	--
09/22	at Cowboys	Aubrey	7	Prescott	379	Dowdle	32	Ferguson	6	Ferguson	95	Kendricks	12	Dowdle	8	--	--	--	--	--	--	--	--
09/29	Bills	Johnson	6	Allen	180	Cook	39	Kincaid	5	Shakir	62	Williams	12	Cook	9	Spector	1.0	--	--	Williams Douglas	1	Spector	1
10/06	at Bengals	Higgins Chase	12	Burrow	392	Brown	46	Chase	10	Chase	193	Hubbard Pratt Wilson	9	Brown	12	Hubbard	1.0	--	--	--	--	Pratt	1
10/13	Commanders	McLaurin	12	Daniels	269	Daniels	22	McLaurin	6	Ertz	68	Wagner	12	Ekeler	9	Fowler	2.0	Sainristil	1	--	--	--	--
10/21	at Buccaneers	White	12	Mayfield	370	White	40	Otton	8	Otton	100	Winfield Jr.	10	White	10	Winfield Jr. Diaby	1.0	--	--	--	--	McCollum	1
10/27	at Browns	Tillman	12	Winston	334	Chubb	52	Moore	8	Tillman	99	Delpit Diabate	8	Chubb	16	Owusu-Koramoah Smith Okoronkwo	1.0	--	--	--	--	--	--
11/03	Broncos	Nix	6	Nix	223	Williams	42	Sutton	7	Sutton	122	Key	9	Williams	12	Franklin-Myers	1.0	--	--	Alexander	1	--	--
11/07	Bengals	Chase	18	Burrow	428	Brown	42	Chase	11	Chase	264	Pratt Wilson	8	Brown	13	--	--	--	--	--	--	--	--
11/17	at Steelers	Boswell	18	Wilson	205	Harris	63	Pickens	8	Pickens	89	Queen	10	Harris	18	Watt Lowry	1.0	Wilson	1	Queen Herbig	1	Queen Elliott	1
11/25	at Chargers	Dicker	11	Herbert	218	Dobbins	40	McConkey	6	McConkey	83	Henley	10	Edwards	9	James Jr.	1.0	--	--	--	--	--	--
12/01	Eagles	Hurts Barkley Goedert Elliott	6	Hurts	118	Barkley	107	Brown	5	Brown	66	Baun	13	Barkley	23	Smith Carter	1.0	--	--	Baun	1	--	--
12/15	at Giants	Singletary Nabers	6	Boyle	123	Tracy Jr.	31	Nabers	10	Nabers	82	Belton	14	Tracy Jr.	10	Belton McFadden Burns	1.0	--	--	Jackson	1	Jackson	1
12/21	Steelers	Patterson Pruitt	6	Wilson	217	Warren	48	Warren	5	Austin III	65	Queen	8	Warren	12	Highsmith	1.0	Fitzpatrick	1	Highsmith	1	--	--
12/25	at Texans	Lassiter	2	Stroud	185	Mixon	26	Metchie III	5	Collins	59	Murray	9	Mixon	9	Togia Anderson Jr.	0.5	--	--	--	--	--	--
01/04	Browns	Akins	6	Zappe	170	Foreman	27	Akins Jeudy	6	Jeudy	63	Kamara	6	Foreman	10	--	--	--	--	--	--	--	--

2024 POSTSEASON BALTIMORE RAVENS WEEK-BY-WEEK LEADERS (THROUGH WEEK 2)

		SCORING		PASSING YARDS		RUSHING YARDS		RECEPTIONS		RECEIVING YARDS		TACKLES		CARRIES		SACKS		INTERCEPTIONS		FORCED FUMBLES		RECOVERED FUMBLES	
DATE	OPPONENT	PLAYER	NO.	PLAYER	NO.	PLAYER	NO.	PLAYER	NO.	PLAYER	NO.	PLAYER	NO.	PLAYER	NO.	PLAYER	NO.	PLAYER	NO.	PLAYER	NO.	PLAYER	NO.
01/11	Steelers	Henry	12	Jackson	175	Henry	186	Hill	4	Likely	53	Washington	7	Henry	26	Madubuike	2.0	--	--	--	--	--	--
01/19	at Bills	Tucker	7	Jackson	254	Henry	84	Andrews	5	Likely	73	Hamilton	9	Henry	16	Madubuike Van Noy	0.5	--	--	--	--	--	--
MOST TIMES LED (INCLUDING TIES)		HENRY TUCKER	1	JACKSON	2	HENRY	2	HILL ANDREWS	1	LIKELY	2	WASHINGTON HAMILTON	1	HENRY	2	MADUBUIKE	2	--	--	--	--	--	--

OPPONENTS																							
		SCORING		PASSING YARDS		RUSHING YARDS		RECEPTIONS		RECEIVING YARDS		TACKLES		CARRIES		SACKS		INTERCEPTIONS		FORCED FUMBLES		RECOVERED FUMBLES	
DATE	OPPONENT	PLAYER	NO.	PLAYER	NO.	PLAYER	NO.	PLAYER	NO.	PLAYER	NO.	PLAYER	NO.	PLAYER	NO.	PLAYER	NO.	PLAYER	NO.	PLAYER	NO.	PLAYER	NO.
01/11	Steelers	Pickens Jefferson	6	Wilson	270	Harris	17	Pickens	5	Pickens	87	Roberts	14	Harris	6	Highsmith	1.0	--	--	--	--	--	--
01/19	at Bills	Allen	12	Allen	127	Cook	67	Shakir	6	Shakir	67	Hamlin	8	Cook	17	Hamlin Rousseau	1.0	Rapp	1	Hamlin Bernard Lewis	1	Bernard Miller	1

GAME-BY-GAME OFFENSE

2024 REGULAR SEASON RAVENS GAME-BY-GAME OFFENSE

	09/05 @ KC	09/15 LV	09/22 @ DAL	09/29 BUF	10/06 @ CIN	10/13 WAS	10/21 @ TB	10/27 @ CLE	11/03 DEN	11/07 CIN	11/17 @ PIT	11/25 @ LAC	12/01 PHI	12/15 @ NYG	12/21 PIT	12/25 @ HOU	01/04 CLE	Totals
FIRST DOWNS																		
Total	25	21	24	22	30	28	22	22	25	20	16	19	24	25	25	25	20	393
Rushing	13	5	16	11	11	9	7	5	8	5	5	12	10	12	11	16	8	164
Passing	11	14	8	9	18	16	12	14	14	9	9	6	11	13	12	8	12	199
Penalty	1	2	0	2	1	3	3	3	5	1	2	1	3	0	2	1	0	30
THIRD DOWNS																		
Attempts	14	11	9	9	15	10	8	10	8	12	11	15	15	11	10	9	14	191
Converted	7	3	4	5	10	6	3	2	3	7	4	8	6	9	4	4	7	92
Percentage	50.0%	27.3%	44.4%	55.6%	66.7%	60.0%	37.5%	20.0%	37.5%	58.3%	36.4%	53.3%	40.0%	81.8%	40.0%	44.4%	50.0%	48.2%
FOURTH DOWNS																		
Attempts	2	1	0	0	1	0	1	2	0	0	0	3	2	0	0	0	3	15
Converted	1	1	0	0	1	0	1	0	0	0	0	3	1	0	0	0	0	8
Percentage	50.0%	100.0%	0	0	100.0%	0	100.0%	0.0%	0	0	0	100.0%	50.0%	0	0	0	0.0%	53.3%
TOT. OFFENSE																		
Net Yards	452	383	456	427	520	484	508	387	396	389	329	389	372	445	418	432	437	7,224
Plays	74	63	60	54	77	65	54	62	54	58	54	60	71	59	62	61	67	1,055
Avg./Play	6.1	6.1	7.6	7.9	6.8	7.4	9.4	6.2	7.3	6.7	6.1	6.5	5.2	7.5	6.7	7.1	6.5	6.8
RUSHING																		
Net Yards	185	151	274	271	175	176	244	124	127	99	124	212	166	170	220	251	220	3,189
Rush. Att.	32	27	45	34	34	37	30	21	34	25	19	37	32	31	38	43	35	554
Avg./Att.	5.8	5.6	6.1	8.0	5.1	4.8	8.1	5.9	3.7	4.0	6.5	5.7	5.2	5.5	5.8	5.8	6.3	5.8
PASSING																		
Net Yards	267	232	182	156	345	308	264	263	269	290	205	177	206	275	198	181	217	4,035
Attempts	41	34	15	19	42	26	22	38	19	33	33	22	36	25	23	17	32	477
Completions	26	21	12	14	26	20	17	23	16	25	16	16	23	21	15	11	16	318
Completion Pct	63.4%	61.8%	80.0%	73.7%	61.9%	76.9%	77.3%	60.5%	84.2%	75.8%	48.5%	72.7%	63.9%	84.0%	65.2%	64.7%	50.0%	66.7%
Avg. Gain Per Pass Play	6.4	6.4	12.1	7.8	8.0	11.0	11.0	6.4	13.5	8.8	5.9	7.7	5.3	9.8	8.3	10.1	6.8	8.1
Intercepted	0	1	0	0	0	1	0	0	0	0	1	0	0	0	1	0	0	4
Gross Yards	273	247	182	157	348	323	281	289	280	290	207	177	237	290	207	184	217	4,189
Sacked	1.0	2.0	0.0	1.0	1.0	2.0	2.0	3.0	1.0	0.0	2.0	1.0	3.0	3.0	1.0	1.0	0.0	24.0
Yards Lost	6	15	0	1	3	15	17	26	11	0	2	0	31	15	9	3	0	154
PENALTIES																		
Number	7	11	13	8	5	3	9	7	6	11	12	9	4	12	2	3	10	132
Yards	64	109	105	79	21	33	85	53	53	81	80	102	20	112	10	30	83	1,120
FUMBLES																		
Number	1	0	0	2	2	1	2	0	2	0	2	0	3	1	3	0	0	19
Lost	1	0	0	1	1	0	1	0	0	0	2	0	0	1	0	0	0	7
PUNTING																		
Yards	75	173	171	177	168	50	87	209	98	231	217	163	191	92	105	165	179	2,551
Punts	2	4	4	4	3	1	2	4	2	5	4	3	4	2	3	4	4	55
Net Avg.	37.5	39.3	42.8	42.8	45.0	40.0	30.0	43.3	40.0	47.0	46.0	48.0	40.5	46.0	35.0	36.3	34.8	41.2
Gross Avg.	37.5	43.3	42.8	44.3	56.0	50.0	43.5	52.3	49.0	46.2	54.3	54.3	47.8	46.0	35.0	41.3	44.8	46.4
Touchbacks	0	0	0	0	1	0	0	0	0	0	1	0	0	0	0	1	2	6
Punts Blocked	0	0	0	0	0	0	0	0	0	0	0	0	0	0	0	0	0	0
Punt Returns	1	1	2	3	1	1	0	1	1	0	1	0	2	1	2	2	3	22
Punt Return Yards	3	15	29	34	11	4	0	10	21	0	9	0	16	22	16	7	16	213
Punt Return Avg.	3.0	15.0	14.5	11.3	11.0	4.0	0	10.0	21.0	0	9.0	0	8.0	22.0	8.0	3.5	5.3	9.7
Inside 20	2	0	3	3	1	0	0	1	1	2	1	1	0	2	2	2	1	22
Fair Catches	0	1	2	1	2	0	1	2	1	3	0	1	2	2	2	0	0	20
SCORING																		
Points	20	23	28	35	41	30	41	24	41	35	16	30	19	35	34	31	35	518
Q1	7	3	14	7	7	3	0	0	7	0	0	0	9	7	7	10	7	88
Q2	3	6	7	14	7	14	17	10	17	7	7	14	3	14	10	7	7	164
Q3	0	7	7	7	7	10	17	7	14	7	3	3	0	7	7	14	7	124
Q4	10	7	0	7	17	3	7	7	3	21	6	13	7	7	10	0	14	139
OT	0	0	0	0	3	0	0	0	0	0	0	0	0	0	0	0	0	3
TD Rushing	1	1	3	2	1	2	0	1	2	1	1	2	0	0	0	2	2	21
TD Passing	1	1	1	2	4	1	5	2	3	4	1	2	2	5	3	2	2	41
TD KO Returns	0	0	0	0	0	0	0	0	0	0	0	0	0	0	0	0	0	0
TD Punt Returns	0	0	0	0	0	0	0	0	0	0	0	0	0	0	0	0	0	0
TD Sp. Teams	0	0	0	0	0	0	0	0	0	0	0	0	0	0	0	0	0	0
TD Def. Returns	0	0	0	0	0	0	0	0	0	0	0	0	0	0	1	0	1	2
Total TDs	2	2	4	5	5	3	5	3	5	5	2	4	2	5	4	4	5	65
PAT Attempts	2	2	4	5	5	3	5	3	5	5	2	4	2	5	4	4	5	65
PAT Made	2	2	4	5	5	3	5	3	5	4	1	3	1	5	4	4	5	61
FG Attempts	3	4	1	0	2	3	2	2	2	0	3	1	4	0	2	1	0	30
FG Made	2	3	0	0	2	3	2	1	2	0	1	1	2	0	2	1	0	22
Safety	0	0	0	0	0	0	0	0	0	0	0	0	0	0	0	0	0	0
2-Pt Attempts	0	0	0	0	0	0	0	0	0	1	1	1	0	0	0	0	0	3
2-Pt Made	0	0	0	0	0	0	0	0	0	1	0	0	0	0	0	0	0	1
Time of Possession	33:43	29:17	34:45	31:03	33:45	36:08	24:55	28:54	31:51	28:25	23:38	30:57	33:51	28:58	32:25	35:21	31:40	529:36
KICKOFFS																		
Kickoff Returns	0	2	2	0	2	4	2	6	1	1	4	0	2	2	0	1	1	30
Kickoff Return Yards	0	46	51	0	22	104	72	134	30	30	109	0	62	81	0	23	47	811
Kickoff Return Avg.	0	23.0	25.5	0	11.0	26.0	36.0	22.3	30.0	30.0	27.3	0	31.0	40.5	0	23.0	47.0	27.0

GAME-BY-GAME OFFENSE (POSTSEASON)

2024 POSTSEASON RAVENS GAME-BY-GAME OFFENSE

	01/11 PIT	01/19 @ BUF	Totals
FIRST DOWNS			
Total	29	23	52
Rushing	16	13	29
Passing	10	10	20
Penalty	3	0	3
THIRD DOWNS			
Attempts	15	10	25
Converted	10	7	17
Percentage	66.7%	70.0%	68.0%
FOURTH DOWNS			
Attempts	0	1	1
Converted	0	1	1
Percentage	0	100.0%	100.0%
TOT. OFFENSE			
Net Yards	464	416	880
Plays	72	57	129
Avg./Play	6.4	7.3	6.8
RUSHING			
Net Yards	299	176	475
Rush. Att.	50	30	80
Avg./Att.	6.0	5.9	5.9
PASSING			
Net Yards	165	240	405
Attempts	21	25	46
Completions	16	18	34
Completion Pct	76.2%	72.0%	73.9%
Avg. Gain Per Pass Play	7.5	8.9	8.3
Intercepted	0	1	1
Gross Yards	175	254	429
Sacked	1.0	2.0	3.0
Yards Lost	10	14	24
PENALTIES			
Number	3	5	8
Yards	14	43	57
FUMBLES			
Number	1	3	4
Lost	0	2	2
PUNTING			
Yards	183	0	183
Punts	4	0	4
Net Avg.	37.3	0.0	37.3
Gross Avg.	45.8	0.0	45.8
Touchbacks	1	0	1
Punts Blocked	0	0	0
Punt Returns	1	1	2
Punt Return Yards	4	16	20
Punt Return Avg.	4.0	16.0	10.0
Inside 20	1	0	1
Fair Catches	2	1	3
SCORING			
Points	28	25	53
Q1	7	7	14
Q2	14	3	17
Q3	7	9	16
Q4	0	6	6
OT	0	0	0
TD Rushing	2	1	3
TD Passing	2	2	4
TD KO Returns	0	0	0
TD Punt Returns	0	0	0
TD Sp. Teams	0	0	0
TD Def. Returns	0	0	0
Total TDs	4	3	7
PAT Attempts	4	3	7
PAT Made	4	1	5
FG Attempts	0	2	2
FG Made	0	2	2
Safety	0	0	0
2-Pt Attempts	0	2	2
2-Pt Made	0	0	0
Time of Possession	39:33	28:16	67:49
KICKOFFS			
Kickoff Returns	0	5	5
Kickoff Return Yards	0	134	134
Kickoff Return Avg.	0	26.8	26.8

GAME-BY-GAME DEFENSE

2024 REGULAR SEASON RAVENS GAME-BY-GAME DEFENSE

	09/05 @ KC	09/15 LV	09/22 @ DAL	09/29 BUF	10/06 @ CIN	10/13 WAS	10/21 @ TB	10/27 @ CLE	11/03 DEN	11/07 CIN	11/17 @ PIT	11/25 @ LAC	12/01 PHI	12/15 @ NYG	12/21 PIT	12/25 @ HOU	01/04 CLE	Totals
FIRST DOWNS																		
Total	21	18	26	12	23	18	28	22	20	27	18	19	17	19	19	10	13	330
Rushing	4	1	2	5	3	1	7	5	6	2	7	7	9	3	5	1	1	69
Passing	15	14	18	6	19	16	19	16	10	21	9	9	7	8	14	8	9	218
Penalty	2	3	6	1	1	1	2	1	4	4	2	3	1	8	0	1	3	43
THIRD DOWNS																		
Attempts	9	12	13	13	14	12	17	15	14	16	16	14	12	12	10	15	12	226
Converted	4	4	7	3	8	4	11	8	6	8	4	5	4	2	4	4	4	90
Percentage	44.4%	33.3%	53.8%	23.1%	57.1%	33.3%	64.7%	53.3%	42.9%	50.0%	25.0%	35.7%	33.3%	16.7%	40.0%	26.7%	33.3%	39.8%
FOURTH DOWNS																		
Attempts	0	1	1	1	0	1	1	0	5	4	1	2	1	5	1	2	2	28
Converted	0	0	0	1	0	1	1	0	1	2	0	2	1	3	0	0	0	12
Percentage	0	0.0%	0.0%	100.0%	0	100.0%	100.0%	0	20.0%	50.0%	0.0%	100.0%	100.0%	60.0%	0.0%	0.0%	0.0%	42.9%
TOT. OFFENSE																		
Net Yards	353	260	412	236	442	305	481	401	319	470	303	285	252	236	315	211	230	5,511
Plays	50	60	70	57	65	56	78	66	68	75	74	60	54	60	60	54	55	1,062
Avg./Play	7.1	4.3	5.9	4.1	6.8	5.4	6.2	6.1	4.7	6.3	4.1	4.8	4.7	3.9	5.3	3.9	4.2	5.2
RUSHING																		
Net Yards	72	27	51	81	71	52	125	80	122	49	122	83	140	55	117	58	56	1,361
Rush. Att.	20	17	16	23	23	18	30	23	30	16	34	20	33	20	24	17	19	383
Avg./Att.	3.6	1.6	3.2	3.5	3.1	2.9	4.2	3.5	4.1	3.1	3.6	4.2	4.2	2.8	4.9	3.4	2.9	3.6
PASSING																		
Net Yards	281	233	361	155	371	253	356	321	197	421	181	202	112	181	198	153	174	4,150
Attempts	28	38	51	31	39	35	45	41	34	56	36	36	19	37	33	32	34	625
Completions	20	30	28	17	30	24	31	27	20	34	23	21	11	22	22	18	18	396
Completion Pct	71.4%	78.9%	54.9%	54.8%	76.9%	68.6%	68.9%	65.9%	58.8%	60.7%	63.9%	58.3%	57.9%	59.5%	66.7%	56.3%	52.9%	63.4%
Avg. Gain Per Pass Play	9.4	5.4	6.7	4.6	8.8	6.7	7.4	7.5	5.2	7.1	4.5	5.1	5.3	4.5	5.5	4.1	4.8	6.1
Intercepted	1	1	0	0	1	0	2	0	1	0	1	0	0	1	1	1	2	12
Gross Yards	291	276	379	182	392	269	370	334	225	428	205	218	118	191	217	190	183	4,468
Sacked	2.0	5.0	3.0	3.0	3.0	3.0	3.0	2.0	4.0	3.0	4.0	4.0	2.0	3.0	3.0	5.0	2.0	54.0
Yards Lost	10	43	18	27	21	16	14	13	28	7	24	16	6	10	19	37	9	318
PENALTIES																		
Number	6	3	6	4	4	6	8	7	9	3	7	7	8	6	5	5	3	97
Yards	45	15	44	38	24	46	75	74	71	23	45	62	55	44	29	49	20	759
FUMBLES																		
Number	0	1	2	2	0	0	1	1	0	3	0	1	2	0	2	1	0	16
Lost	0	0	1	1	0	0	0	1	0	1	0	0	0	0	1	0	0	5
PUNTING																		
Yards	144	128	209	289	253	127	93	146	96	124	226	165	307	118	247	289	216	3,177
Punts	3	3	4	6	5	3	2	3	2	3	4	4	6	3	5	6	5	67
Net Avg.	33.7	37.7	45.0	39.2	48.4	41.0	46.5	45.3	37.5	41.3	49.3	41.3	48.5	32.0	46.2	43.7	36.0	42.4
Gross Avg.	48.0	42.7	52.3	48.2	50.6	42.3	46.5	48.7	48.0	41.3	56.5	41.3	51.2	39.3	49.4	48.2	43.2	47.4
Touchbacks	2	0	0	1	0	0	0	0	0	0	1	0	0	0	0	1	1	6
Punts Blocked	0	0	0	0	0	0	0	0	0	0	0	0	0	0	0	0	0	0
Punt Returns	0	3	0	2	1	1	1	3	1	2	2	1	4	0	0	0	0	21
Punt Return Yards	0	16	0	6	13	10	7	36	18	-4	13	19	29	0	0	0	0	163
Punt Return Avg.	0	5.3	0	3.0	13.0	10.0	7.0	12.0	18.0	-2.0	6.5	19.0	7.3	0	0	0	0	7.8
Inside 20	1	0	2	2	4	2	1	2	0	2	1	2	5	1	3	3	0	31
Fair Catches	2	0	2	2	0	0	0	0	0	1	1	1	0	2	1	3	1	16
SCORING																		
Points	27	26	25	10	38	23	31	29	10	34	18	23	24	14	17	2	10	361
Q1	7	0	3	3	0	3	10	3	0	7	3	7	0	0	0	0	0	46
Q2	6	6	3	0	17	7	0	3	10	7	6	6	14	7	10	2	3	107
Q3	7	7	0	7	7	3	0	14	0	7	6	3	0	0	7	0	0	68
Q4	7	13	19	0	14	10	21	9	0	13	3	7	10	7	0	0	7	140
OT	0	0	0	0	0	0	0	0	0	0	0	0	0	0	0	0	0	0
TD Rushing	2	1	1	1	0	0	1	0	0	1	0	2	2	1	0	0	0	12
TD Passing	1	1	2	0	5	2	3	3	1	4	0	0	1	1	2	0	1	27
TD KO Returns	0	0	0	0	0	0	0	0	0	0	0	0	0	0	0	0	0	0
TD Punt Returns	0	0	0	0	0	0	0	0	0	0	0	0	0	0	0	0	0	0
TD Sp. Teams	0	0	0	0	0	0	0	0	0	0	0	0	0	0	0	0	0	0
TD Def. Returns	0	0	0	1	0	0	0	0	0	0	0	0	0	0	0	0	0	1
Total TDs	3	2	3	1	5	2	4	3	1	5	0	2	3	2	2	0	1	39
PAT Attempts	3	2	3	1	5	2	4	3	1	5	0	2	3	2	2	0	1	39
PAT Made	3	2	1	1	5	2	3	2	1	4	0	2	3	2	2	0	1	34
FG Attempts	2	4	2	2	1	4	2	3	1	0	6	3	1	0	1	0	1	33
FG Made	2	4	2	1	0	3	1	3	1	0	6	3	1	0	1	0	1	29
Safety	0	0	0	0	1	0	0	0	0	0	0	0	0	0	0	1	0	2
2-Pt Attempts	0	0	2	0	1	0	2	1	0	1	0	0	0	0	0	0	0	7
2-Pt Made	0	0	0	0	1	0	1	0	0	0	0	0	0	0	0	0	0	2
Time of Possession	26:17	30:43	25:15	28:57	32:42	23:52	35:05	31:06	28:09	31:35	36:22	29:03	26:09	31:02	27:35	24:39	28:20	496:51
KICKOFFS																		
Kickoff Returns	2	2	2	0	1	1	0	3	4	1	0	1	1	3	2	1	4	28
Kickoff Return Yards	57	60	58	0	27	32	0	59	116	17	0	46	23	77	52	45	126	795
Kickoff Return Avg.	28.5	30.0	29.0	0	27.0	32.0	0	19.7	29.0	17.0	0	46.0	23.0	25.7	26.0	45.0	31.5	28.4

GAME-BY-GAME DEFENSE (POSTSEASON)

2024 POSTSEASON RAVENS GAME-BY-GAME DEFENSE

	01/11 PIT	01/19 @ BUF	Totals
FIRST DOWNS			
Total	11	20	31
Rushing	2	12	14
Passing	9	6	15
Penalty	0	2	2
THIRD DOWNS			
Attempts	11	11	22
Converted	5	5	10
Percentage	45.5%	45.5%	45.5%
FOURTH DOWNS			
Attempts	1	1	2
Converted	0	1	1
Percentage	0.0%	100.0%	50.0%
TOT. OFFENSE			
Net Yards	280	273	553
Plays	45	59	104
Avg./Play	6.2	4.6	5.3
RUSHING			
Net Yards	29	147	176
Rush. Att.	11	36	47
Avg./Att.	2.6	4.1	3.7
PASSING			
Net Yards	251	126	377
Attempts	30	22	52
Completions	20	16	36
Completion Pct	66.7%	72.7%	69.2%
Avg. Gain Per Pass Play	7.4	5.5	6.6
Intercepted	0	0	0
Gross Yards	270	127	397
Sacked	4.0	1.0	5.0
Yards Lost	19	1	20
PENALTIES			
Number	7	1	8
Yards	41	10	51
FUMBLES			
Number	0	0	0
Lost	0	0	0
PUNTING			
Yards	257	150	407
Punts	5	3	8
Net Avg.	50.6	38.0	45.9
Gross Avg.	51.4	50.0	50.9
Touchbacks	0	1	1
Punts Blocked	0	0	0
Punt Returns	1	0	1
Punt Return Yards	14	0	14
Punt Return Avg.	14.0	0	14.0
Inside 20	5	1	6
Fair Catches	1	0	1
SCORING			
Points	14	27	41
Q1	0	7	7
Q2	0	14	14
Q3	14	0	14
Q4	0	6	6
OT	0	0	0
TD Rushing	0	3	3
TD Passing	2	0	2
TD KO Returns	0	0	0
TD Punt Returns	0	0	0
TD Sp. Teams	0	0	0
TD Def. Returns	0	0	0
Total TDs	2	3	5
PAT Attempts	2	3	5
PAT Made	2	3	5
FG Attempts	0	2	2
FG Made	0	2	2
Safety	0	0	0
2-Pt Attempts	0	0	0
2-Pt Made	0	0	0
Time of Possession	20:27	31:44	52:11
KICKOFFS			
Kickoff Returns	1	1	2
Kickoff Return Yards	26	25	51
Kickoff Return Avg.	26.0	25.0	25.5

DRIVE CHARTS

2024 REGULAR SEASON

WEEK 1: RAVENS 20, CHIEFS 27

SEPTEMBER 5, 2024

RAVENS													CHIEFS												
#	RECD	LOST	POSS	OBTAINED	BEGAN	PLAYS	YDS	PEN	NET	1ST	ENDED	GIVEN UP	#	RECD	LOST	POSS	OBTAINED	BEGAN	PLAYS	YDS	PEN	NET	1ST	ENDED	GIVEN UP
1	15:00	08:14	6:46	Kickoff	BAL 30	11	75	-5	70	4	KC 5	Touchdown	1	08:14	05:55	2:19	Kickoff	KC 33	5	52	15	67	4	BAL 21	Touchdown
2	05:55	02:55	3:00	Kickoff	BAL 30	4	20	0	20	1		Punt	2	02:55	14:53	3:02	Punt	KC 10	5	34	0	34	2	KC 44	Punt
3	14:53	14:44	0:09	Punt	BAL 20	1	-6	0	-6	0	BAL 20	Fumble	3	14:44	13:37	1:07	Fumble	BAL 14	4	11	-10	1	0	BAL 13	Field Goal
4	13:37	09:39	3:58	Kickoff	BAL 30	6	31	-10	21	1		Downs	4	09:39	05:44	3:55	Downs	KC 49	8	43	-5	38	2	BAL 13	Field Goal
5	05:44	01:50	3:54	Kickoff	BAL 30	7	40	-5	35	3	KC 35	Missed FG	5	01:50	01:44	0:06	Missed FG	KC 43	1	0	0	0	0	KC 43	Interception
6	01:44	00:03	1:41	Interception	BAL 49	10	44	0	44	3	KC 7	Field Goal	6	00:03	00:00	0:03	Kickoff	KC 30	1	-1	0	-1	0	KC 30	End Half
7	11:28	08:24	3:04	Kickoff	BAL 30	7	25	0	25	2	KC 45	Punt	7	15:00	11:28	3:32	Kickoff	KC 19	6	77	4	81	5	BAL 1	Touchdown
8	03:37	14:47	3:50	Punt	BAL 20	7	90	-10	80	3	KC 49	Touchdown	8	08:24	03:37	4:47	Punt	KC 10	9	50	0	50	3	BAL 40	Punt
9	10:25	04:54	5:31	Kickoff	BAL 30	13	56	0	56	4	KC 14	Field Goal	9	14:47	10:25	4:22	Kickoff	KC 30	8	70	0	70	4	BAL 35	Touchdown
10	01:50	00:00	1:50	Punt	BAL 13	11	77	0	77	4	KC 10	End Game	10	04:54	01:50	3:04	Kickoff	KC 30	5	17	-5	12	1	KC 42	Punt

WEEK 2: RAVENS 23, RAIDERS 26

SEPTEMBER 15, 2024

RAVENS													RAIDERS												
#	RECD	LOST	POSS	OBTAINED	BEGAN	PLAYS	YDS	PEN	NET	1ST	ENDED	GIVEN UP	#	RECD	LOST	POSS	OBTAINED	BEGAN	PLAYS	YDS	PEN	NET	1ST	ENDED	GIVEN UP
1	12:39	08:29	4:10	Punt	BAL 45	7	25	0	25	1	LV 30	Field Goal	1	15:00	12:39	2:21	Kickoff	LV 24	3	-8	0	-8	0	LV 16	Punt
2	04:19	02:13	2:06	Punt	BAL 20	3	1	0	1	0	BAL 21	Punt	2	08:29	04:19	4:10	Kickoff	LV 30	6	10	0	10	1	LV 40	Punt
3	00:40	14:06	1:34	Punt	BAL 20	3	3	0	3	0	BAL 23	Punt	3	02:13	00:40	1:33	Punt	LV 40	3	6	0	6	0	LV 46	Punt
4	09:19	06:00	3:19	Kickoff	BAL 30	8	45	0	45	3	LV 25	Field Goal	4	14:06	09:19	4:47	Punt	LV 28	8	37	0	37	2	BAL 35	Field Goal
5	05:03	02:25	2:38	Interception	BAL 33	7	39	-10	29	1	LV 38	Missed FG	5	06:00	05:03	0:57	Kickoff	LV 47	2	2	0	2	0	LV 49	Interception
6	01:37	00:03	1:34	Kickoff	BAL 30	10	61	-5	56	3	LV 14	Field Goal	6	02:25	01:37	0:48	Missed FG	LV 46	5	-3	24	21	1	BAL 33	Field Goal
7	15:00	11:42	3:18	Kickoff	BAL 30	6	70	0	70	4	LV 8	Touchdown	7	00:03	00:00	0:03	Kickoff	LV 30	1	-1	0	-1	0	LV 30	End Half
8	07:36	06:08	1:28	Downs	BAL 25	3	19	0	19	1	BAL 44	Interception	8	11:42	07:36	4:06	Kickoff	LV 30	7	45	0	45	2	BAL 25	Downs
9	02:36	12:11	5:25	Kickoff	BAL 24	9	80	-4	76	6	LV 3	Touchdown	9	06:08	02:36	3:32	Interception	BAL 46	7	46	0	46	3	BAL 1	Touchdown
10	09:21	07:36	1:45	Kickoff	BAL 20	3	5	0	5	0	BAL 25	Punt	10	12:11	09:21	2:50	Kickoff	LV 30	7	49	15	64	3	BAL 6	Field Goal
11	03:54	02:21	1:33	Kickoff	BAL 30	3	-6	0	-6	0	BAL 24	Punt	11	07:36	03:54	3:42	Punt	LV 30	9	54	16	70	5	BAL 1	Touchdown
12	00:27	00:00	0:27	Kickoff	BAL 30	5	41	0	41	2	BAL 41	End Game	12	02:21	00:27	1:54	Punt	BAL 43	6	23	0	23	1	BAL 20	Field Goal

WEEK 3: RAVENS 28, COWBOYS 25

SEPTEMBER 22, 2024

RAVENS													COWBOYS												
#	RECD	LOST	POSS	OBTAINED	BEGAN	PLAYS	YDS	PEN	NET	1ST	ENDED	GIVEN UP	#	RECD	LOST	POSS	OBTAINED	BEGAN	PLAYS	YDS	PEN	NET	1ST	ENDED	GIVEN UP
1	12:03	09:36	2:27	Punt	BAL 29	5	71	0	71	4	DAL 9	Touchdown	1	15:00	12:03	2:57	Kickoff	DAL 15	7	17	-4	13	2	DAL 28	Punt
2	06:33	02:41	3:52	Kickoff	BAL 30	7	70	0	70	3	DAL 1	Touchdown	2	09:36	06:33	3:03	Kickoff	DAL 30	7	24	0	24	1	BAL 46	Field Goal
3	14:34	09:18	5:16	Fumble	BAL 9	8	34	-5	29	2	BAL 38	Punt	3	02:41	14:34	3:07	Kickoff	DAL 30	7	70	-10	60	3	BAL 19	Fumble
4	08:14	05:46	2:28	Punt	BAL 47	3	9	-5	4	0	DAL 49	Punt	4	09:18	08:14	1:04	Punt	DAL 7	3	0	0	0	0	DAL 7	Punt
5	03:07	00:25	2:42	Punt	BAL 12	8	88	0	88	6	DAL 13	Touchdown	5	05:46	03:07	2:39	Punt	DAL 13	6	21	0	21	1	DAL 34	Punt
6	00:02	00:00	0:02	Kickoff		0	0	0	0	0		End Half	6	00:25	00:02	0:23	Kickoff	DAL 30	3	37	0	37	1	BAL 33	Field Goal
7	15:00	11:58	3:02	Kickoff	BAL 30	5	80	-10	70	2	DAL 26	Touchdown	7	11:58	07:52	4:06	Kickoff	DAL 29	8	13	10	23	3	BAL 48	Punt
8	07:52	01:36	6:16	Punt	BAL 11	8	42	-25	17	3	BAL 28	Punt	8	01:36	14:47	1:49	Punt	DAL 23	7	39	0	39	3	BAL 38	Downs
9	14:47	10:41	4:06	Downs	BAL 39	7	33	0	33	2	DAL 28	Missed FG	9	10:41	08:53	1:48	Missed FG	DAL 36	6	64	0	64	4	BAL 1	Touchdown
10	07:07	05:26	1:41	Kickoff	DAL 47	3	7	0	7	0	DAL 40	Punt	10	08:53	07:07	1:46	Onside Kick	DAL 44	7	56	0	56	3	BAL 15	Touchdown
11	02:53	00:00	2:53	Kickoff	BAL 21	7	22	0	22	2	BAL 44	End Game	11	05:26	02:53	2:33	Punt	DAL 9	11	71	20	91	5	BAL 16	Touchdown

WEEK 4: RAVENS 35, BILLS 10

SEPTEMBER 29, 2024

RAVENS													BILLS												
#	RECD	LOST	POSS	OBTAINED	BEGAN	PLAYS	YDS	PEN	NET	1ST	ENDED	GIVEN UP	#	RECD	LOST	POSS	OBTAINED	BEGAN	PLAYS	YDS	PEN	NET	1ST	ENDED	GIVEN UP
1	11:02	10:50	0:12	Punt	BAL 13	1	87	0	87	1	BAL 13	Touchdown	1	15:00	11:02	3:58	Kickoff	BUF 30	7	20	0	20	1		Punt
2	04:34	14:55	4:39	Kickoff	BAL 30	9	55	15	70	6	BUF 5	Touchdown	2	10:50	04:34	6:16	Kickoff	BUF 30	11	58	-20	38	3	BAL 32	Field Goal
3	12:50	07:34	5:16	Punt	BAL 19	10	96	-15	81	5	BUF 19	Touchdown	3	14:55	12:50	2:05	Kickoff	BUF 30	3	9	0	9	0	BUF 39	Punt
4	05:59	02:25	3:34	Punt	BAL 29	6	42	-10	32	2	BUF 45	Fumble	4	07:34	05:59	1:35	Kickoff	BUF 30	3	-5	0	-5	0	BUF 25	Punt
5	00:42	00:00	0:42	Punt	BAL 20	1	1	0	1	0	BAL 20	End Half	5	02:25	00:42	1:43	Fumble	BUF 39	6	8	5	13	1	BAL 48	Punt
6	15:00	13:53	1:07	Kickoff	BAL 30	3	4	-14	-10	0	BAL 20	Punt	6	13:53	11:26	2:27	Punt	BUF 40	4	60	0	60	2	BAL 3	Touchdown
7	11:26	08:55	2:31	Kickoff	BAL 30	3	3	-5	-2	0	BAL 28	Punt	7	08:55	06:20	2:35	Punt	BUF 19	6	33	0	33	2	BAL 44	Fumble
8	06:20	02:45	3:35	Fumble	BAL 41	6	59	0	59	3	BUF 9	Touchdown	8	02:45	14:55	2:50	Kickoff	BUF 30	8	40	0	40	2	BAL 30	Missed FG
9	14:55	11:23	3:32	Missed FG	BAL 38	6	59	3	62	4	BUF 1	Touchdown	9	11:23	10:53	0:30	Kickoff	BUF 30	3	0	0	0	0	BUF 30	Punt
10	10:53	07:17	3:36	Punt	BAL 33	6	18	0	18	1	BUF 49	Punt	10	07:17	05:37	1:40	Punt	BUF 6	3	-2	0	-2	0	BUF 4	Punt
11	05:37	03:18	2:19	Punt	BUF 49	3	4	0	4	0	BUF 45	Punt	11	03:18	00:00	3:18	Punt	BUF 26	5	15	0	15	1	BUF 39	End Game

WEEK 5: RAVENS 41, BENGALS 38

OCTOBER 6, 2024

RAVENS													BENGALS												
#	RECD	LOST	POSS	OBTAINED	BEGAN	PLAYS	YDS	PEN	NET	1ST	ENDED	GIVEN UP	#	RECD	LOST	POSS	OBTAINED	BEGAN	PLAYS	YDS	PEN	NET	1ST	ENDED	GIVEN UP
1	15:00	08:54	6:06	Kickoff	BAL 30	12	70	0	70	5	CIN 1	Touchdown	1	08:54	06:39	2:15	Kickoff	CIN 30	3	4	5	9	0	CIN 39	Punt
2	06:39	03:29	3:10	Punt	BAL 16	6	34	0	34	1		Punt	2	03:29	13:44	4:45	Punt	CIN 14	10	86	0	86	6	BAL 11	Touchdown
3	13:44	12:05	1:39	Kickoff	BAL 30	3	5	0	5	0	BAL 35	Punt	3	12:05	11:08	0:57	Punt	CIN 20	3	-7	0	-7	0	CIN 13	Punt
4	11:08	08:09	2:59	Punt	BAL 49	7	51	0	51	3	CIN 16	Touchdown	4	08:09	05:52	2:17	Kickoff	CIN 30	3	2	0	2	0	CIN 32	Punt
5	05:52	05:47	0:05	Punt	BAL 2	1	-2	0	-2	0	BAL 2	Safety	5	05:47	03:23	2:24	Kickoff	CIN 33	5	17	0	17	1		Punt
6	03:23	00:34	2:49	Punt	BAL 14	7	11	0	11	1	BAL 25	Punt	6	00:34	00:09	0:25	Punt	CIN 21	4	79	0	79	3	BAL 41	Touchdown
7	00:09	00:00	0:09	Kickoff	BAL 30	1	-1	0	-1	0	BAL 30	End Half	7	15:00	08:51	6:09	Kickoff	CIN 30	12	74	-4	70	4	BAL 5	Touchdown
8	08:51	06:38	2:13	Kickoff	BAL 26	4	74	0	74	3	CIN 1	Touchdown	8	06:38	14:19	7:19	Kickoff	CIN 30	12	70	0	70	5	BAL 4	Touchdown
9	14:19	09:05	5:14	Kickoff	BAL 8	10	102	-10	92	6	CIN 2	Touchdown	9	09:05	08:54	0:11	Kickoff	CIN 30	1	70	0	70	1	CIN 30	Touchdown
10	08:54	05:24	3:30	Kickoff	BAL 30	11	60	10	70	6	CIN 6	Touchdown	10	05:24	03:01	2:23	Kickoff	CIN 30	6	42	-5	37	3	BAL 33	Interception
11	03:01	01:35	1:26	Interception	BAL 28	8	34	0	34	2	CIN 38	Field Goal	11	01:35	00:00	1:35	Kickoff	CIN 30	3	2	0	2	0	CIN 32	Punt
12	10:00	06:28	3:32	Kickoff	BAL 30	7	27	0	27	2	CIN 39	Fumble	12	06:28	04:26	2:02	Fumble	BAL 38	4	3	0	3	0	BAL 35	Missed FG
13	04:26	03:33	0:53	Missed FG	BAL 43	2	51	0	51	1	CIN 6	Field Goal													

DRIVE CHARTS

WEEK 6: RAVENS 30, COMMANDERS 23

OCTOBER 13, 2024

RAVENS													COMMANDERS												
#	RECD	LOST	POSS	OBTAINED	BEGAN	PLAYS	YDS	PEN	NET	1ST	ENDED	GIVEN UP	#	RECD	LOST	POSS	OBTAINED	BEGAN	PLAYS	YDS	PEN	NET	1ST	ENDED	GIVEN UP
1	15:00	12:47	2:13	Kickoff	BAL 34	4	46	0	46	1	WAS 20	Interception	1	12:47	09:11	3:36	Interception	BAL 49	7	25	0	25	1	BAL 24	Field Goal
2	09:11	03:45	5:26	Kickoff	BAL 30	10	43	0	43	3	WAS 27	Field Goal	2	03:45	02:20	1:25	Kickoff	WAS 30	3	0	0	0	0	WAS 30	Punt
3	02:20	00:02	2:18	Punt	BAL 20	3	-10	0	-10	0	BAL 10	Punt	3	00:02	12:53	2:09	Punt		6	9	0	9	1	BAL 41	Punt
4	12:53	07:55	4:58	Punt	BAL 7	9	82	11	93	6	WAS 3	Touchdown	4	07:55	04:16	3:39	Kickoff	WAS 30	8	75	-5	70	5	BAL 7	Touchdown
5	04:16	00:53	3:23	Kickoff	BAL 22	10	83	-5	78	6	WAS 13	Touchdown	5	00:53	00:00	0:53	Kickoff	WAS 30	6	36	0	36	2	BAL 34	Missed FG
6	12:45	08:19	4:26	Kickoff	BAL 30	8	57	0	57	2	WAS 13	Field Goal	6	15:00	12:45	2:15	Kickoff	WAS 30	6	33	0	33	1	BAL 37	Field Goal
7	06:50	02:08	4:42	Punt	BAL 6	8	84	10	94	5	WAS 7	Touchdown	7	08:19	06:50	1:29	Kickoff	WAS 31	4	25	0	25	1	BAL 44	Punt
8	12:12	06:18	5:54	Kickoff	BAL 22	9	57	0	57	3	WAS 21	Field Goal	8	02:08	12:12	4:56	Kickoff	WAS 30	12	75	-5	70	5	BAL 6	Touchdown
9	02:48	00:00	2:48	Kickoff	BAL 30	7	38	0	38	2	WAS 31	End Game	9	06:18	02:48	3:30	Kickoff	WAS 30	8	27	13	40	2	BAL 30	Field Goal

WEEK 7: RAVENS 41, BUCCANEERS 31

OCTOBER 21, 2024

RAVENS													BUCCANEERS												
#	RECD	LOST	POSS	OBTAINED	BEGAN	PLAYS	YDS	PEN	NET	1ST	ENDED	GIVEN UP	#	RECD	LOST	POSS	OBTAINED	BEGAN	PLAYS	YDS	PEN	NET	1ST	ENDED	GIVEN UP
1	10:27	06:05	4:22	Kickoff	BAL 35	6	8	0	8	2	BAL 43	Punt	1	15:00	10:27	4:33	Kickoff	TB 30	8	70	0	70	3	BAL 25	Touchdown
2	00:02	12:29	2:33	Kickoff	BAL 30	6	70	0	70	5	TB 9	Touchdown	2	06:05	00:02	6:03	Punt	TB 20	11	70	5	75	5	BAL 5	Field Goal
3	06:10	04:23	1:47	Interception	BAL 20	4	90	-10	80	3	TB 18	Touchdown	3	12:29	06:10	6:19	Kickoff	TB 30	11	62	5	67	4	BAL 3	Interception
4	02:58	00:04	2:54	Interception	BAL 40	10	65	-15	50	3	TB 10	Field Goal	4	04:23	02:58	1:25	Kickoff	TB 30	4	17	-5	12	1	TB 42	Interception
5	15:00	12:20	2:40	Kickoff	BAL 42	5	14	10	24	1	TB 34	Field Goal	5	00:04	00:00	0:04	Kickoff	TB 30	1	-1	0	-1	0	TB 30	End Half
6	08:22	07:25	0:57	Missed FG	BAL 45	4	60	-5	55	2	TB 49	Touchdown	6	12:20	08:22	3:58	Kickoff	TB 30	7	33	0	33	2	BAL 37	Missed FG
7	04:58	02:53	2:05	Punt	BAL 8	5	92	0	92	2	TB 4	Touchdown	7	07:25	04:58	2:27	Kickoff	TB 30	4	21	0	21	1	BAL 49	Punt
8	00:53	13:32	2:21	Punt	BAL 30	5	13	-10	3	1	BAL 41	Fumble	8	02:53	00:53	2:00	Kickoff	TB 30	4	3	-15	-12	0	TB 18	Punt
9	11:24	06:32	4:52	Kickoff	BAL 30	8	70	0	70	3	TB 13	Touchdown	9	13:32	11:24	2:08	Fumble	BAL 30	5	30	0	30	2	BAL 11	Touchdown
10	01:58	01:34	0:24	Kickoff	TB 48	3	0	0	0	0	TB 48	Punt	10	06:32	03:46	2:46	Kickoff	TB 30	9	75	-5	70	4	BAL 1	Touchdown
													11	03:46	01:58	1:48	Onside Kick	TB 48	7	57	-5	52	3	BAL 23	Touchdown
													12	01:34	00:00	1:34	Punt	TB 25	9	44	0	44	3	BAL 43	End Game

WEEK 8: RAVENS 24, BROWNS 29

OCTOBER 27, 2024

RAVENS													BROWNS												
#	RECD	LOST	POSS	OBTAINED	BEGAN	PLAYS	YDS	PEN	NET	1ST	ENDED	GIVEN UP	#	RECD	LOST	POSS	OBTAINED	BEGAN	PLAYS	YDS	PEN	NET	1ST	ENDED	GIVEN UP
1	15:00	08:45	6:15	Kickoff	BAL 23	10	78	-10	68	3	CLE 7	Downs	1	08:45	00:37	8:08	Downs	CLE 10	14	91	-10	81	4	BAL 9	Field Goal
2	00:37	11:51	3:46	Kickoff	BAL 29	7	40	0	40	2	CLE 31	Field Goal	2	11:51	10:26	1:25	Kickoff	CLE 30	4	21	0	21	1	BAL 49	Punt
3	10:26	09:20	1:06	Punt	BAL 13	3	1	0	1	0	BAL 14	Punt	3	09:20	03:41	5:39	Punt	CLE 33	10	52	0	52	4	BAL 15	Field Goal
4	03:41	01:58	1:43	Kickoff	BAL 19	3	5	-9	-4	0	BAL 15	Punt	4	01:58	01:08	0:50	Punt	CLE 42	3	-12	-5	-17	0	CLE 37	Fumble
5	01:08	00:27	0:41	Fumble	CLE 25	2	25	0	25	2	CLE 11	Touchdown	5	00:27	00:00	0:27	Kickoff	CLE 26	1	-1	0	-1	0	CLE 26	End Half
6	10:46	08:08	2:38	Kickoff	BAL 26	4	1	29	30	1	CLE 44	Punt	6	15:00	10:46	4:14	Kickoff	CLE 30	8	70	0	70	4	BAL 23	Touchdown
7	07:41	04:42	2:59	Punt	BAL 38	6	67	-5	62	3	CLE 7	Touchdown	7	08:08	07:41	0:27	Punt	CLE 14	3	0	0	0	0	CLE 14	Punt
8	02:01	12:58	4:03	Kickoff	BAL 29	10	29	10	39	3	CLE 32	Missed FG	8	04:42	02:01	2:41	Kickoff	CLE 28	6	72	0	72	3	BAL 22	Touchdown
9	11:31	09:06	2:25	Punt	BAL 6	5	4	5	9	1	BAL 15	Punt	9	12:58	11:31	1:27	Missed FG	CLE 40	3	2	0	2	0	CLE 42	Punt
10	04:55	02:36	2:19	Kickoff	BAL 9	6	91	0	91	4	CLE 2	Touchdown	10	09:06	04:55	4:11	Punt	CLE 38	8	32	0	32	2	BAL 30	Field Goal
11	00:59	00:00	0:59	Kickoff	BAL 30	8	46	0	46	3	CLE 24	Downs	11	02:36	00:59	1:37	Kickoff	CLE 31	9	74	-5	69	4	BAL 38	Touchdown

WEEK 9: RAVENS 41, BRONCOS 10

NOVEMBER 3, 2024

RAVENS													BRONCOS												
#	RECD	LOST	POSS	OBTAINED	BEGAN	PLAYS	YDS	PEN	NET	1ST	ENDED	GIVEN UP	#	RECD	LOST	POSS	OBTAINED	BEGAN	PLAYS	YDS	PEN	NET	1ST	ENDED	GIVEN UP
1	14:30	12:12	2:18	Interception	DEN 36	3	-6	0	-6	0	DEN 42	Punt	1	15:00	14:30	0:30	Kickoff	DEN 30	2	1	0	1	0	DEN 31	Interception
2	06:17	02:18	3:59	Downs	BAL 43	7	67	-10	57	3	DEN 7	Touchdown	2	12:12	06:17	5:55	Punt	DEN 2	11	64	-10	54	3	BAL 44	Downs
3	14:55	12:04	2:51	Downs	BAL 33	5	32	20	52	3	DEN 15	Field Goal	3	02:18	14:55	2:23	Kickoff	DEN 23	7	44	0	44	1	BAL 33	Downs
4	07:15	03:47	3:28	Kickoff	BAL 37	7	63	0	63	3	DEN 7	Touchdown	4	12:04	07:15	4:49	Kickoff	DEN 30	11	60	10	70	6	BAL 2	Touchdown
5	00:54	00:16	0:38	Kickoff	BAL 30	2	65	5	70	3	BAL 47	Touchdown	5	03:47	00:54	2:53	Kickoff	DEN 30	11	61	-10	51	3	BAL 19	Field Goal
6	15:00	09:36	5:24	Kickoff	BAL 30	11	64	6	70	6	DEN 6	Touchdown	6	00:16	00:00	0:16	Kickoff	DEN 32	1	-1	0	-1	0	DEN 32	End Half
7	07:32	01:21	6:11	Punt	BAL 21	10	89	-10	79	6	DEN 3	Touchdown	7	09:36	07:32	2:04	Kickoff	DEN 30	3	-1	0	-1	0	DEN 29	Punt
8	00:04	12:49	2:15	Punt	DEN 39	5	15	5	20	1	DEN 19	Field Goal	8	01:21	00:04	1:17	Kickoff	DEN 15	3	-1	0	-1	0	DEN 14	Punt
9	08:09	05:17	2:52	Downs	BAL 15	3	5	0	5	0	BAL 20	Punt	9	12:49	08:09	4:40	Kickoff	DEN 35	11	28	23	51	5	BAL 14	Downs
10	01:55	00:00	1:55	Downs	BAL 1	3	2	0	2	0	BAL 4	End Game	10	05:17	01:55	3:22	Punt	DEN 40	9	64	-5	59	2	BAL 10	Downs

WEEK 10: RAVENS 35, BENGALS 34

NOVEMBER 7, 2024

RAVENS													BENGALS												
#	RECD	LOST	POSS	OBTAINED	BEGAN	PLAYS	YDS	PEN	NET	1ST	ENDED	GIVEN UP	#	RECD	LOST	POSS	OBTAINED	BEGAN	PLAYS	YDS	PEN	NET	1ST	ENDED	GIVEN UP
1	09:23	07:54	1:29	Kickoff	BAL 30	3	6	0	6	0	BAL 36	Punt	1	15:00	09:23	5:37	Kickoff	CIN 30	12	69	1	70	5	BAL 1	Touchdown
2	02:56	13:04	4:52	Downs	BAL 41	9	59	0	59	5	CIN 6	Touchdown	2	07:54	02:56	4:58	Punt	CIN 10	11	46	3	49	3	BAL 41	Downs
3	11:28	09:14	2:14	Punt	BAL 16	3	9	-5	4	0	BAL 20	Punt	3	13:04	11:28	1:36	Kickoff	CIN 30	3	8	0	8	0	CIN 38	Punt
4	05:32	04:02	1:30	Punt	BAL 20	3	5	0	5	0	BAL 25	Punt	4	09:14	05:32	3:42	Punt	CIN 30	7	4	0	4	1	CIN 34	Punt
5	00:30	00:00	0:30	Kickoff	BAL 30	4	23	0	23	1	BAL 47	End Half	5	04:02	00:30	3:32	Punt	CIN 27	10	68	5	73	6	BAL 3	Touchdown
6	15:00	13:21	1:39	Kickoff	BAL 30	3	12	-10	2	0	BAL 32	Punt	6	13:21	13:09	0:12	Punt	CIN 33	1	67	0	67	1	CIN 33	Touchdown
7	13:09	08:58	4:11	Kickoff	BAL 28	6	13	-5	8	1	BAL 36	Punt	7	08:58	06:58	2:00	Punt	CIN 8	5	22	0	22	1	CIN 27	Fumble
8	06:58	04:12	2:46	Fumble	CIN 31	5	31	0	31	3	CIN 1	Touchdown	8	04:12	14:44	4:28	Kickoff	CIN 19	8	41	0	41	2	BAL 40	Punt
9	14:44	13:30	1:14	Punt	BAL 8	3	92	0	92	1	BAL 16	Touchdown	9	13:30	09:24	4:06	Kickoff	CIN 30	8	36	0	36	2	BAL 34	Downs
10	09:24	05:50	3:34	Downs	BAL 35	7	65	0	65	4	CIN 18	Touchdown	10	05:50	05:37	0:13	Kickoff	CIN 30	1	70	0	70	1	CIN 30	Touchdown
11	05:37	01:49	3:48	Kickoff	BAL 30	11	75	-5	70	5	CIN 5	Touchdown	11	01:49	00:38	1:11	Kickoff	CIN 30	9	38	32	70	5	BAL 5	Touchdown
12	00:38	00:00	0:38	Kickoff	CIN 42	1	-1	0	-1	0	CIN 42	End Game													

DRIVE CHARTS

WEEK 11: RAVENS 16, STEELERS 18

NOVEMBER 17, 2024

RAVENS													STEELERS												
#	RECD	LOST	POSS	OBTAINED	BEGAN	PLAYS	YDS	PEN	NET	1ST	ENDED	GIVEN UP	#	RECD	LOST	POSS	OBTAINED	BEGAN	PLAYS	YDS	PEN	NET	1ST	ENDED	GIVEN UP
1	15:00	14:11	0:49	Kickoff	BAL 29	2	7	0	7	0	BAL 32	Fumble	1	14:11	10:40	3:31	Fumble	BAL 42	8	28	0	28	2	BAL 14	Field Goal
2	10:40	08:39	2:01	Kickoff	BAL 30	3	10	-10	0	0	BAL 30	Punt	2	08:39	06:48	1:51	Punt	PIT 20	3	4	0	4	0	PIT 24	Punt
3	06:48	05:10	1:38	Punt	BAL 25	5	46	0	46	1	PIT 29	Missed FG	3	05:10	03:07	2:03	Missed FG	PIT 37	4	9	0	9	0	PIT 46	Downs
4	03:07	01:38	1:29	Downs	PIT 46	6	14	0	14	1	PIT 32	Missed FG	4	01:38	14:48	1:50	Missed FG	PIT 40	3	-10	0	-10	0	PIT 30	Punt
5	14:48	12:31	2:17	Punt	BAL 17	5	30	0	30	1	BAL 47	Punt	5	12:31	07:39	4:52	Punt	PIT 16	10	50	0	50	3	BAL 34	Field Goal
6	07:39	06:09	1:30	Kickoff	BAL 30	3	14	-15	-1	0	BAL 29	Punt	6	06:09	05:07	1:02	Punt	PIT 31	3	-2	0	-2	0	PIT 29	Punt
7	05:07	01:16	3:51	Punt	BAL 20	6	75	5	80	5	PIT 1	Touchdown	7	01:16	00:38	0:38	Kickoff	PIT 30	3	9	0	9	0	PIT 39	Punt
8	00:38	00:29	0:09	Punt	BAL 9	1	4	0	4	0	BAL 9	Fumble	8	00:29	00:07	0:22	Fumble	BAL 19	4	5	0	5	1	BAL 14	Field Goal
9	00:07	00:00	0:07	Kickoff	BAL 30	1	-1	0	-1	0	BAL 30	End Half	9	15:00	10:46	4:14	Kickoff	PIT 30	8	26	5	31	2	BAL 39	Field Goal
10	10:46	06:12	4:34	Kickoff	BAL 30	11	29	5	34	3	PIT 36	Field Goal	10	10:46	00:56	5:16	Kickoff	PIT 30	10	81	-20	61	3	BAL 9	Field Goal
11	00:56	14:21	1:35	Kickoff	BAL 14	3	2	-5	-3	0	BAL 11	Punt	11	14:21	09:23	4:58	Punt	PIT 32	10	63	0	63	4	BAL 5	Interception
12	09:23	08:14	1:09	Interception	BAL 20	2	25	-5	20	1	BAL 40	Interception	12	08:14	03:35	4:39	Interception	PIT 36	9	32	0	32	2	BAL 32	Field Goal
13	03:35	01:06	2:29	Kickoff	BAL 31	9	74	-5	69	4	PIT 16	Touchdown	13	01:06	00:00	1:06	Kickoff	PIT 30	5	8	0	8	1	PIT 39	End Game

WEEK 12: RAVENS 30, CHARGERS 23

NOVEMBER 25, 2024

RAVENS													CHARGERS												
#	RECD	LOST	POSS	OBTAINED	BEGAN	PLAYS	YDS	PEN	NET	1ST	ENDED	GIVEN UP	#	RECD	LOST	POSS	OBTAINED	BEGAN	PLAYS	YDS	PEN	NET	1ST	ENDED	GIVEN UP
1	09:45	06:31	3:14	Kickoff	BAL 30	5	15	-15	0	1	BAL 30	Punt	1	15:00	09:45	5:15	Kickoff	LAC 30	9	70	0	70	5	BAL 5	Touchdown
2	02:57	01:59	0:58	Punt	BAL 16	3	5	0	5	0	BAL 21	Punt	2	06:31	02:57	3:34	Punt	LAC 13	6	28	-15	13	1	LAC 26	Punt
3	11:26	07:48	3:38	Kickoff	BAL 30	7	75	-5	70	5	LAC 10	Touchdown	3	01:59	11:26	5:33	Punt	LAC 36	11	40	0	40	2	BAL 24	Field Goal
4	03:54	00:24	3:30	Punt	BAL 7	8	81	12	93	4	LAC 40	Touchdown	4	07:48	03:54	3:54	Kickoff	LAC 30	5	28	-10	18	1	LAC 48	Punt
5	15:00	09:29	5:31	Kickoff	BAL 30	10	43	0	43	2	LAC 27	Field Goal	5	00:24	00:00	0:24	Kickoff	LAC 30	5	36	0	36	2	BAL 34	Field Goal
6	04:08	12:32	6:36	Kickoff	BAL 30	14	80	-10	70	4	LAC 6	Touchdown	6	09:29	04:08	5:21	Kickoff	LAC 30	10	46	-10	36	2	BAL 34	Field Goal
7	10:45	07:24	3:21	Punt	BAL 28	6	72	0	72	2	BAL 49	Touchdown	7	12:32	10:45	1:47	Kickoff	LAC 30	3	4	0	4	0	LAC 34	Punt
8	06:31	03:08	3:23	Punt	BAL 9	6	20	-10	10	1	BAL 19	Punt	8	07:24	06:31	0:53	Kickoff	LAC 45	3	-8	15	7	1	BAL 48	Punt
9	00:46	00:00	0:46	Kickoff	LAC 44	2	-2	0	-2	0	LAC 45	End Game	9	03:08	00:46	2:22	Punt	LAC 37	11	41	22	63	5	BAL 1	Touchdown

WEEK 13: RAVENS 19, EAGLES 24

DECEMBER 1, 2024

RAVENS													EAGLES												
#	RECD	LOST	POSS	OBTAINED	BEGAN	PLAYS	YDS	PEN	NET	1ST	ENDED	GIVEN UP	#	RECD	LOST	POSS	OBTAINED	BEGAN	PLAYS	YDS	PEN	NET	1ST	ENDED	GIVEN UP
1	13:10	09:21	3:49	Punt	BAL 33	7	46	5	51	2	PHI 16	Field Goal	1	15:00	13:10	1:50	Kickoff	PHI 30	4	16	-10	6	1	PHI 36	Punt
2	08:27	03:49	4:38	Punt	BAL 18	8	82	0	82	5	PHI 14	Touchdown	2	09:21	08:27	0:54	Kickoff	PHI 30	3	4	0	4	0	PHI 34	Punt
3	01:28	14:49	1:39	Punt	BAL 36	3	-4	0	-4	0	BAL 32	Punt	3	03:49	01:28	2:21	Kickoff	PHI 27	3	2	-10	-8	0	PHI 19	Punt
4	12:16	10:55	1:21	Punt	BAL 1	3	5	0	5	0	BAL 6	Punt	4	14:49	12:16	2:33	Punt	PHI 20	4	21	0	21	1	PHI 41	Punt
5	08:04	06:02	2:02	Kickoff	BAL 25	3	4	0	4	0	BAL 29	Punt	5	10:55	08:04	2:51	Punt	BAL 49	6	49	0	49	3	BAL 17	Touchdown
6	02:00	00:03	1:57	Kickoff	BAL 41	8	27	0	27	3	PHI 32	Field Goal	6	06:02	02:00	4:02	Punt	PHI 32	9	73	-5	68	5	BAL 1	Touchdown
7	15:00	09:55	5:05	Kickoff	BAL 30	10	41	0	41	3	PHI 29	Missed FG	7	00:03	00:00	0:03	Kickoff	PHI 30	1	-1	0	-1	0	PHI 30	End Half
8	08:16	01:21	6:55	Punt	BAL 18	14	47	0	47	4	PHI 35	Missed FG	8	09:55	08:16	1:39	Missed FG	PHI 37	3	-1	0	-1	0	PHI 36	Punt
9	15:00	11:20	3:40	Punt	BAL 5	7	34	0	34	3	BAL 39	Punt	9	01:21	00:00	1:21	Missed FG	PHI 43	3	4	0	4	0	PHI 47	Punt
10	07:56	06:11	1:45	Kickoff	BAL 30	5	12	0	12	1	BAL 42	Downs	10	11:20	07:56	3:24	Punt	PHI 29	7	66	5	71	5	BAL 25	Touchdown
11	01:03	00:03	1:00	Kickoff	BAL 30	7	70	0	70	3	PHI 11	Touchdown	11	06:11	01:03	5:08	Downs	BAL 42	11	20	5	25	2	BAL 17	Field Goal
													12	00:03	00:00	0:03	Kickoff	BAL 42	1	-1	0	-1	0	BAL 42	End Game

WEEK 15: RAVENS 35, GIANTS 14

DECEMBER 15, 2024

RAVENS													GIANTS												
#	RECD	LOST	POSS	OBTAINED	BEGAN	PLAYS	YDS	PEN	NET	1ST	ENDED	GIVEN UP	#	RECD	LOST	POSS	OBTAINED	BEGAN	PLAYS	YDS	PEN	NET	1ST	ENDED	GIVEN UP
1	15:00	14:05	0:55	Kickoff	NYG 37	2	25	0	25	1	NYG 27	Fumble	1	14:05	12:42	1:23	Fumble	NYG 12	3	8	0	8	0	NYG 20	Punt
2	12:42	08:21	4:21	Punt	BAL 29	6	22	-5	17	1	BAL 46	Punt	2	08:21	06:47	1:34	Punt	NYG 12	3	6	0	6	0	NYG 18	Punt
3	06:47	03:18	3:29	Punt	NYG 33	6	33	0	33	3	NYG 13	Touchdown	3	03:18	13:48	4:30	Kickoff	NYG 26	9	44	0	44	2	BAL 30	Downs
4	13:48	10:53	2:55	Downs	BAL 30	5	75	-5	70	3	NYG 49	Touchdown	4	10:53	02:15	8:38	Kickoff	NYG 20	13	39	41	80	8	BAL 2	Touchdown
5	02:15	00:32	1:43	Kickoff	BAL 20	9	80	0	80	5	NYG 20	Touchdown	5	00:32	00:00	0:32	Kickoff	NYG 11	1	-1	0	-1	0	NYG 11	End Half
6	10:39	04:01	6:38	Punt	BAL 14	12	86	0	86	5	NYG 21	Touchdown	6	15:00	10:39	4:21	Kickoff	NYG 30	6	31	-5	26	2	BAL 44	Punt
7	14:53	10:46	4:07	Downs	BAL 3	9	98	-1	97	5	NYG 27	Touchdown	7	04:01	14:53	4:08	Kickoff	NYG 30	11	57	11	68	3	BAL 2	Downs
8	06:36	03:54	2:42	Kickoff	BAL 15	6	17	0	17	1	BAL 32	Punt	8	10:46	06:36	4:10	Kickoff	NYG 30	10	46	24	70	3	BAL 23	Touchdown
9	02:08	00:00	2:08	Interception	NYG 21	4	9	0	9	1	NYG 11	End Game	9	03:54	02:08	1:46	Punt	NYG 9	4	6	5	11	1	NYG 20	Interception

WEEK 16: RAVENS 34, STEELERS 17

DECEMBER 21, 2024

RAVENS													STEELERS												
#	RECD	LOST	POSS	OBTAINED	BEGAN	PLAYS	YDS	PEN	NET	1ST	ENDED	GIVEN UP	#	RECD	LOST	POSS	OBTAINED	BEGAN	PLAYS	YDS	PEN	NET	1ST	ENDED	GIVEN UP
1	15:00	10:51	4:09	Kickoff	BAL 30	7	28	0	28	2	PIT 42	Punt	1	10:51	09:00	1:51	Punt	PIT 3	3	8	0	8	0	PIT 11	Punt
2	09:00	05:52	3:08	Punt	PIT 41	6	41	0	41	4	PIT 9	Touchdown	2	05:52	14:56	5:56	Kickoff	PIT 27	10	73	0	73	6	BAL 1	Touchdown
3	14:56	13:32	1:24	Kickoff	BAL 30	5	12	0	12	1	BAL 42	Punt	3	13:32	10:57	2:35	Punt	PIT 44	5	52	0	52	2	BAL 23	Fumble
4	10:57	07:28	3:29	Fumble	BAL 4	8	81	15	96	5	PIT 14	Touchdown	4	07:28	05:57	1:31	Kickoff	PIT 30	3	0	0	0	0	PIT 30	Punt
5	05:57	01:43	4:14	Punt	BAL 28	10	39	0	39	3	PIT 33	Field Goal	5	01:43	00:00	1:43	Kickoff	PIT 30	9	37	0	37	3	BAL 33	Field Goal
6	13:45	09:52	3:53	Punt	BAL 8	6	35	-5	30	2	BAL 38	Punt	6	15:00	13:45	1:15	Kickoff	PIT 30	3	6	0	6	0	PIT 36	Punt
7	05:14	01:50	3:24	Kickoff	BAL 40	6	60	0	60	4	PIT 7	Touchdown	7	09:52	05:14	4:38	Punt	PIT 12	8	88	0	88	4	BAL 12	Touchdown
8	14:53	13:57	0:56	Downs	BAL 45	2	44	0	44	1	PIT 11	Interception	8	01:50	14:53	1:57	Kickoff	PIT 38	6	17	0	17	1	BAL 45	Downs
9	09:19	03:10	6:09	Punt	BAL 8	11	81	5	86	3	PIT 6	Field Goal	9	13:57	13:06	0:51	Interception	PIT 33	2	3	0	3	0	PIT 36	Interception
10	01:39	00:00	1:39	Punt	BAL 15	3	-3	0	-3	0	BAL 13	End Game	10	13:06	09:19	3:47	Kickoff	PIT 30	7	24	-4	20	2		Punt
													11	03:10	01:39	1:31	Kickoff	PIT 30	5	7	0	7	1	PIT 37	Punt

DRIVE CHARTS

WEEK 17: RAVENS 31, TEXANS 2

DECEMBER 25, 2024

RAVENS													TEXANS												
#	RECD	LOST	POSS	OBTAINED	BEGAN	PLAYS	YDS	PEN	NET	1ST	ENDED	GIVEN UP	#	RECD	LOST	POSS	OBTAINED	BEGAN	PLAYS	YDS	PEN	NET	1ST	ENDED	GIVEN UP
1	15:00	10:08	4:52	Kickoff	BAL 25	8	75	0	75	5	HOU 2	Touchdown	1	10:08	06:12	3:56	Kickoff	HOU 30	6	11	0	11	1	HOU 41	Punt
2	06:12	02:47	3:25	Punt	BAL 30	7	36	0	36	2	HOU 34	Field Goal	2	02:47	01:50	0:57	Kickoff	HOU 30	4	16	0	16	1	HOU 46	Punt
3	01:50	13:23	3:27	Punt	BAL 23	6	22	0	22	2	BAL 45	Punt	3	13:23	10:15	3:08	Punt	HOU 18	5	23	-14	9	1	HOU 27	Punt
4	10:15	10:09	0:06	Punt	BAL 4	1	-4	0	-4	0	BAL 4	Safety	4	10:09	05:31	4:38	Kickoff	HOU 43	9	36	20	56	2	BAL 4	Downs
5	05:31	01:51	3:40	Downs	BAL 1	6	104	-5	99	3	HOU 9	Touchdown	5	01:51	01:11	0:40	Kickoff	HOU 30	4	27	0	27	1	BAL 43	Punt
6	01:11	00:21	0:50	Punt	BAL 20	4	28	0	28	1	BAL 48	Punt	6	00:21	00:00	0:21	Punt	HOU 15	3	12	0	12	1	HOU 24	End Half
7	14:06	13:22	0:44	Interception	BAL 39	2	61	0	61	2	HOU 48	Touchdown	7	15:00	14:06	0:54	Kickoff	HOU 30	3	7	0	7	0	HOU 37	Interception
8	11:21	05:50	5:31	Punt	BAL 38	10	47	15	62	5	HOU 1	Touchdown	8	13:22	11:21	2:01	Kickoff	HOU 30	3	-4	0	-4	0	HOU 26	Punt
9	02:10	11:25	5:45	Downs	BAL 13	8	24	0	24	2	BAL 37	Punt	9	05:50	02:10	3:40	Kickoff	HOU 30	8	57	0	57	2	BAL 19	Downs
10	10:24	03:23	7:01	Punt	BAL 11	10	39	0	39	3		Punt	10	11:25	10:24	1:01	Punt	HOU 22	3	8	0	8	0	HOU 30	Punt
													11	03:23	00:00	3:23	Punt	HOU 20	6	18	0	18	1	HOU 37	End Game

WEEK 18: RAVENS 35, BROWNS 10

JANUARY 4, 2025

RAVENS													BROWNS												
#	RECD	LOST	POSS	OBTAINED	BEGAN	PLAYS	YDS	PEN	NET	1ST	ENDED	GIVEN UP	#	RECD	LOST	POSS	OBTAINED	BEGAN	PLAYS	YDS	PEN	NET	1ST	ENDED	GIVEN UP
1	12:07	09:19	2:48	Punt	BAL 20	6	33	0	33	1	CLE 47	Punt	1	15:00	12:07	2:53	Kickoff	CLE 30	4	27	0	27	1	BAL 43	Punt
2	06:13	02:41	3:32	Downs	CLE 39	6	30	0	30	1	CLE 9	Downs	2	09:19	08:32	0:47	Punt	CLE 20	2	3	0	3	0	CLE 23	Interception
3	14:21	11:03	3:18	Punt	CLE 47	7	47	0	47	3	CLE 12	Touchdown	3	08:32	06:13	2:19	Kickoff	CLE 30	4	9	0	9	0	CLE 39	Downs
4	06:33	02:55	3:38	Kickoff	CLE 48	7	30	-5	25	1	CLE 23	Downs	4	02:41	14:21	3:20	Downs	CLE 9	6	12	0	12	1	CLE 21	Punt
5	01:47	00:00	1:47	Punt	BAL 10	9	44	-6	38	3	BAL 48	Downs	5	11:03	06:33	4:30	Kickoff	CLE 40	9	35	20	55	3	BAL 5	Field Goal
6	15:00	10:42	4:18	Kickoff	BAL 30	7	80	-10	70	4	CLE 7	Touchdown	6	02:55	01:47	1:08	Downs	CLE 23	3	8	-5	3	0	CLE 26	Punt
7	09:55	06:42	3:13	Punt	BAL 25	8	37	-5	32	2	CLE 43	Punt	7	10:42	09:55	0:47	Kickoff	CLE 30	3	8	0	8	0	CLE 38	Punt
8	04:03	03:09	0:54	Punt	BAL 41	3	2	0	2	0	BAL 43	Punt	8	06:42	04:03	2:39	Punt	CLE 10	4	14	-5	9	1	CLE 19	Punt
9	11:33	06:44	4:49	Kickoff	BAL 30	8	75	-5	70	4	CLE 2	Touchdown	9	03:09	11:33	6:36	Punt	CLE 28	12	60	12	72	5	BAL 16	Touchdown
10	04:35	03:04	1:31	Downs	BAL 49	3	51	0	51	1	CLE 43	Touchdown	10	06:44	04:35	2:09	Kickoff	CLE 30	5	21	0	21	1	BAL 49	Downs
11	02:16	00:24	1:52	Interception	BAL 22	3	8	0	8	0	BAL 30	Punt	11	03:04	02:16	0:48	Kickoff	CLE 48	3	34	0	34	1	BAL 18	Interception
													12	00:24	00:00	0:24	Punt	CLE 20	1	-1	0	-1	0	CLE 20	End Game

2024 POSTSEASON

AFC WILD CARD PLAYOFF GAME 1: RAVENS 28, STEELERS 14

JANUARY 11, 2025

RAVENS													STEELERS												
#	RECD	LOST	POSS	OBTAINED	BEGAN	PLAYS	YDS	PEN	NET	1ST	ENDED	GIVEN UP	#	RECD	LOST	POSS	OBTAINED	BEGAN	PLAYS	YDS	PEN	NET	1ST	ENDED	GIVEN UP
1	11:58	04:45	7:13	Punt	BAL 5	13	99	-4	95	6	PIT 15	Touchdown	1	15:00	11:58	3:02	Kickoff	PIT 20	6	19	0	19	1	PIT 39	Punt
2	02:34	14:07	3:27	Punt	BAL 20	6	34	0	34	1	PIT 46	Punt	2	04:45	02:34	2:11	Kickoff	PIT 30	3	8	0	8	0	PIT 38	Punt
3	12:05	04:09	7:56	Punt	BAL 15	13	85	0	85	7	PIT 8	Touchdown	3	14:07	12:05	2:02	Punt	PIT 20	3	9	0	9	0	PIT 29	Punt
4	01:53	00:02	1:51	Punt	BAL 10	9	90	0	90	5	PIT 5	Touchdown	4	04:09	01:53	2:16	Kickoff	PIT 29	5	24	-10	14	1	PIT 43	Punt
5	15:00	11:29	3:31	Kickoff	BAL 30	5	19	0	19	1	BAL 49	Punt	5	00:02	00:00	0:02	Kickoff	PIT 30	1	-1	0	-1	0	PIT 30	End Half
6	08:05	05:49	2:16	Kickoff	BAL 30	4	70	0	70	3	PIT 44	Touchdown	6	11:29	08:05	3:24	Punt	PIT 2	9	98	0	98	3	BAL 30	Touchdown
7	03:24	02:27	0:57	Kickoff	BAL 30	3	6	-5	1	0	BAL 31	Punt	7	05:49	03:24	2:25	Kickoff	PIT 30	5	70	0	70	3	BAL 36	Touchdown
8	14:52	08:36	6:16	Punt	BAL 17	9	23	5	28	2	BAL 45	Punt	8	02:27	14:52	2:35	Punt	PIT 25	6	16	-5	11	1	PIT 36	Punt
9	06:06	00:00	6:06	Downs	BAL 43	10	38	6	44	4	PIT 12	End Game	9	08:36	06:06	2:30	Punt	PIT 25	7	37	-5	32	2	BAL 43	Downs

AFC DIVISIONAL PLAYOFF GAME 2: RAVENS 25, BILLS 27

JANUARY 19, 2025

RAVENS													BILLS												
#	RECD	LOST	POSS	OBTAINED	BEGAN	PLAYS	YDS	PEN	NET	1ST	ENDED	GIVEN UP	#	RECD	LOST	POSS	OBTAINED	BEGAN	PLAYS	YDS	PEN	NET	1ST	ENDED	GIVEN UP
1	15:00	10:40	4:20	Kickoff	BAL 27	8	73	0	73	3	BUF 16	Touchdown	1	10:40	04:43	5:57	Kickoff	BUF 30	11	70	0	70	4	BAL 1	Touchdown
2	04:43	03:52	0:51	Kickoff	BAL 28	2	-1	0	-1	0	BAL 27	Interception	2	03:52	00:41	3:11	Interception	BUF 43	4	9	-5	4	1	BUF 47	Punt
3	00:41	11:05	4:36	Punt	BAL 9	9	54	0	54	4	BUF 28	Fumble	3	11:05	08:52	2:13	Fumble	BAL 24	4	24	0	24	2	BAL 1	Touchdown
4	08:52	03:43	5:09	Kickoff	BAL 35	9	57	0	57	3	BUF 8	Field Goal	4	03:43	00:16	3:27	Kickoff	BUF 30	9	52	18	70	4	BAL 4	Touchdown
5	00:16	00:00	0:16	Kickoff	BAL 33	1	-1	0	-1	0	BAL 33	End Half	5	15:00	13:48	1:12	Kickoff	BUF 25	3	1	0	1	0	BUF 26	Punt
6	13:48	09:47	4:01	Punt	BAL 36	9	40	-5	35	3	BUF 29	Field Goal	6	09:47	05:21	4:26	Kickoff	BUF 30	6	18	0	18	1	BUF 48	Punt
7	05:21	01:37	3:44	Punt	BAL 20	7	80	0	80	5	BUF 5	Touchdown	7	01:37	12:04	4:33	Kickoff	BUF 30	10	37	0	37	3	BAL 33	Field Goal
8	12:04	08:41	3:23	Kickoff	BAL 30	6	26	0	26	1	BAL 40	Fumble	8	08:41	03:29	5:12	Fumble	BUF 46	11	47	5	52	4	BAL 2	Field Goal
9	03:29	01:33	1:56	Kickoff	BAL 12	8	88	0	88	4	BUF 24	Touchdown	9	01:33	00:00	1:33	Kickoff	BAL 47	3	15	0	15	1	BAL 31	End Game

LONGEST PLAYS FROM SCRIMMAGE

RAVENS								OPPONENT							
DATE	OPPONENT	QTR	RAVENS PLAYER	YARDS	DOWN	RESULT	SCORE	DATE	OPPONENT	QTR	OPP. PLAYER	YARDS	DOWN	RESULT	SCORE
09/29	Buffalo	1	Derrick Henry run	87T	1-10-BAL 13	TD	W, 35-10	10/06	at Cincinnati	4	Joe Burrow -> Ja'Marr Chase	70T	1-10-CIN 30	TD	W, 38-41 (OT)
11/07	Cincinnati	4	Lamar Jackson -> Tylan Wallace	84T	3-2-BAL 16	TD	W, 35-34	11/07	Cincinnati	4	Joe Burrow -> Ja'Marr Chase	70T	1-10-CIN 30	TD	W, 34-35
10/21	at Tampa Bay	3	Derrick Henry run	81	1-10-BAL 8	TD	W, 41-31	11/07	Cincinnati	3	Joe Burrow -> Ja'Marr Chase	67T	1-10-CIN 33	TD	W, 34-35
12/25	at Houston	2	Lamar Jackson -> Mark Andrews	67	2-10-BAL 20	TD	W, 31-2	09/29	Buffalo	3	Josh Allen -> Khalil Shakir	52	3-5-BUF 45	TD	W, 10-35
10/21	at Tampa Bay	2	Lamar Jackson -> Rashod Bateman	59	1-10-BAL 33	TD	W, 41-31	12/21	Pittsburgh	3	Russell Wilson -> Calvin Austin III	44	1-10-PIT 12	TD	W, 17-34
09/22	at Dallas	1	Lamar Jackson -> Nelson Agholor	56	2-9-BAL 42	TD	W, 28-25	10/06	at Cincinnati	2	Joe Burrow -> Ja'Marr Chase	41T	1-10-BAL 41	TD	W, 38-41 (OT)
10/06	at Cincinnati	3	Lamar Jackson -> Charlie Kolar	55	1-10-BAL 41	TD	W, 41-38 (OT)	10/06	at Cincinnati	3	Joe Burrow -> Andrei Iosivas	39	3-10-BAL 41	TD	W, 38-41 (OT)
11/03	Denver	2	Lamar Jackson -> Zay Flowers	53T	1-10-BAL 47	TD	W, 41-10	10/27	at Cleveland	4	Jameis Winston -> Cedric Tillman	38T	2-15-BAL 38	TD	L, 24-29
11/25	at L.A. Chargers	4	Justice Hill run	51T	3-3-BAL 49	TD	W, 30-23	11/17	at Pittsburgh	3	Russell Wilson -> George Pickens	37	2-15-BAL 49	FG	L, 16-18
10/06	at Cincinnati	5	Derrick Henry run	51	1-10-BAL 43	FG	W, 41-38 (OT)	09/05	at Kansas City	4	Patrick Mahomes -> Xavier Worthy	35T	2-10-BAL 35	TD	L, 20-27
12/21	Pittsburgh	4	Lamar Jackson -> Zay Flowers	49	3-5-BAL 13	FG	W, 34-17	11/03	Denver	1	Bo Nix -> Javonte Williams	34	3-6-DEN 27	Downs	W, 10-41
12/15	at N.Y. Giants	2	Lamar Jackson -> Rashod Bateman	49T	2-11-NYG 49	TD	W, 35-14	09/05	at Kansas City	3	Patrick Mahomes -> Rashee Rice	33	2-5-KC 24	TD	L, 20-27
10/21	at Tampa Bay	3	Lamar Jackson -> Rashod Bateman	49T	2-17-TB 49	TD	W, 41-31	11/03	Denver	2	Bo Nix -> Courtland Sutton	33	3-10-DEN 30	FG	W, 10-41
09/05	at Kansas City	4	Lamar Jackson -> Isaiah Likely	49T	2-17-KC 49	TD	L, 27-20	09/22	at Dallas	2	Dak Prescott -> CeeDee Lamb	31	2-4-DAL 36	FG	W, 25-28
12/25	at Houston	3	Lamar Jackson run	48T	1-10-HOU 48	TD	W, 31-2	09/15	Las Vegas	4	Gardner Minshew II -> Davante Adams	30	1-10-BAL 39	FG	L, 23-26
12/21	Pittsburgh	4	Derrick Henry run	44	1-10-BAL 45	INT	W, 34-17	10/27	at Cleveland	3	Jameis Winston -> Jerry Jeudy	30	1-10-CLE 43	TD	L, 24-29
10/13	Washington	1	Lamar Jackson -> Zay Flowers	44	2-8-BAL 36	INT	W, 30-23	12/25	at Houston	3	C.J. Stroud -> Nico Collins	30	3-5-HOU 48	Downs	W, 2-31
01/04	Cleveland	4	Derrick Henry run	43T	3-2-CLE 43	TD	W, 35-10	01/04	Cleveland	4	Bailey Zappe -> Jerry Jeudy	30	1-10-CLE 48	INT	W, 10-35
11/17	at Pittsburgh	1	Lamar Jackson -> Isaiah Likely	42	1-10-BAL 25	Miss FG	L, 18-16	09/15	Las Vegas	4	Gardner Minshew II -> Davante Adams	29	1-10-LV 30	TD	L, 23-26
12/01	Philadelphia	1	Lamar Jackson -> Zay Flowers	40	1-10-BAL 43	FG	L, 24-19	10/13	Washington	3	Jayden Daniels -> Noah Brown	28	2-10-WAS 30	FG	W, 23-30
11/25	at L.A. Chargers	2	Lamar Jackson -> Rashod Bateman	40T	1-10-LAC 40	TD	W, 30-23	10/21	at Tampa Bay	4	Baker Mayfield -> Cade Otton	28	2-5-TB 35	TD	W, 31-41
12/01	Philadelphia	4	Lamar Jackson run	39	3-3- 50	TD	L, 24-19	09/15	Las Vegas	3	Gardner Minshew II -> Brock Bowers	27	3-8-BAL 28	TD	L, 23-26
10/27	at Cleveland	2	Derrick Henry run	39	1-10-BAL 41	FG	L, 29-24	09/15	Las Vegas	4	Gardner Minshew II -> Davante Adams	26	2-20-LV 35	FG	L, 23-26
10/21	at Tampa Bay	4	Derrick Henry run	39	2-7-BAL 33	TD	W, 41-31	09/22	at Dallas	3	Dak Prescott -> Jake Ferguson	26	1-10-DAL 40	Downs	W, 25-28
10/13	Washington	3	Lamar Jackson -> Mark Andrews	38	1-10- 50	TD	W, 30-23	11/03	Denver	4	Bo Nix -> Courtland Sutton	26	3-4-DEN 46	Downs	W, 10-41
09/29	Buffalo	4	Derrick Henry run	38	2-7-BUF 40	TD	W, 35-10	11/03	Denver	1	Bo Nix -> Courtland Sutton	26	2-14-DEN 21	Downs	W, 10-41
09/05	at Kansas City	4	Lamar Jackson -> Rashod Bateman	38	1-10-KC 48	Game	L, 27-20	11/07	Cincinnati	1	Joe Burrow -> Ja'Marr Chase	26	3-9-CIN 44	TD	W, 34-35
10/13	Washington	3	Lamar Jackson run	33	3-2-BAL 38	FG	W, 30-23	09/05	at Kansas City	3	Patrick Mahomes -> Justin Watson	25	1-10-BAL 43	TD	L, 20-27
11/17	at Pittsburgh	2	Derrick Henry run	31	1-10-BAL 47	TD	L, 18-16	09/15	Las Vegas	3	Gardner Minshew II -> Brock Bowers	25	2-9-LV 42	Downs	L, 23-26
01/04	Cleveland	3	Lamar Jackson -> Mark Andrews	30	2-15-CLE 35	TD	W, 35-10	09/29	Buffalo	3	Josh Allen -> Dalton Kincaid	25	2-10-BUF 30	Miss FG	W, 10-35
09/22	at Dallas	1	Lamar Jackson -> Charlie Kolar	30	1-10-DAL 39	TD	W, 28-25	10/13	Washington	2	Jayden Daniels -> Austin Ekeler	25	1-10-BAL 43	TD	W, 23-30
09/15	Las Vegas	4	Lamar Jackson run (25) lateral to Justice Hill (5)	30	4-10-BAL 41	Game	L, 26-23	10/21	at Tampa Bay	3	Baker Mayfield -> Bucky Irving	25	1-10-TB 30	Punt	W, 31-41
11/03	Denver	1	Lamar Jackson -> Nelson Agholor	29	2-12-BAL 41	TD	W, 41-10	10/21	at Tampa Bay	1	Baker Mayfield -> Mike Evans	25T	1-10-BAL 25	TD	W, 31-41
10/27	at Cleveland	4	Lamar Jackson -> Zay Flowers	29	2-4-BAL 37	TD	L, 29-24	11/17	at Pittsburgh	4	Russell Wilson -> Darnell Washington	25	1-10-BAL 43	INT	L, 16-18
09/22	at Dallas	3	Derrick Henry run	29	3-1-BAL 39	TD	W, 28-25	12/01	Philadelphia	4	Saquon Barkley run	25T	1-10-BAL 25	TD	L, 19-24
09/15	Las Vegas	3	Derrick Henry run	29	1-10-LV 38	TD	L, 26-23	12/15	at N.Y. Giants	3	Tim Boyle -> Wan'Dale Robinson	25	3-10-NYG 30	Downs	W, 14-35
12/25	at Houston	2	Lamar Jackson -> Keaton Mitchell	28	1-10-BAL 20	Punt	W, 31-2								
11/03	Denver	2	Lamar Jackson -> Zay Flowers	28	1-10-BAL 33	FG	W, 41-10								
10/27	at Cleveland	1	Lamar Jackson -> Rashod Bateman	28	2-11-BAL 36	Downs	L, 29-24								

LONGEST PLAYS FROM SCRIMMAGE

12/25	at Houston	1	Lamar Jackson -> Zay Flowers	27	1-10-HOU 29	TD	W, 31-2		
12/15	at N.Y. Giants	4	Lamar Jackson -> Justice Hill	27T	2-9-NYG 27	TD	W, 35-14		
11/25	at L.A. Chargers	3	Derrick Henry run	27	4-1-BAL 39	TD	W, 30-23		
11/03	Denver	3	Lamar Jackson -> Derrick Henry	27	1-10-BAL 21	TD	W, 41-10		
10/13	Washington	4	Derrick Henry run	27	2-8-BAL 32	Game	W, 30-23		
10/06	at Cincinnati	4	Lamar Jackson -> Mark Andrews	27	1-10-BAL 8	TD	W, 41-38 (OT)		
12/15	at N.Y. Giants	4	Lamar Jackson -> Nelson Agholor	26	1-10-BAL 30	TD	W, 35-14		
10/06	at Cincinnati	1	Lamar Jackson -> Zay Flowers	26	3-5-BAL 21	Punt	W, 41-38 (OT)		
09/29	Buffalo	2	Lamar Jackson -> Isaiah Likely	26	1-10-BAL 19	TD	W, 35-10		
09/22	at Dallas	3	Derrick Henry run	26T	2-4-DAL 26	TD	W, 28-25		
01/04	Cleveland	3	Derrick Henry run	25	1-10-BAL 30	TD	W, 35-10		
12/25	at Houston	1	Lamar Jackson run	25	2-13-BAL 34	TD	W, 31-2		
12/21	Pittsburgh	2	Justice Hill run	25	2-5-BAL 30	TD	W, 34-17		
11/25	at L.A. Chargers	3	Lamar Jackson -> Zay Flowers	25	3-10-BAL 42	FG	W, 30-23		
11/17	at Pittsburgh	4	Lamar Jackson run	25	1-10-BAL 20	INT	L, 18-16		
10/27	at Cleveland	3	Lamar Jackson -> Isaiah Likely	25	3-6-CLE 33	TD	L, 29-24		
10/27	at Cleveland	3	Lamar Jackson -> Zay Flowers	25	1-10-BAL 38	TD	L, 29-24		
10/13	Washington	2	Lamar Jackson -> Nelson Agholor	25	1-15-BAL 40	TD	W, 30-23		
09/29	Buffalo	3	Derrick Henry run	25	2-5-BAL 46	TD	W, 35-10		
TOTALS								58 - 2,217 (38.2), 12 TDS (24 RUNS, 5 TDS, 34 PASSES, 7 TDS)	36 - 1,211 (33.6), 8 TDS (1 RUN, 1 TD, 35 PASSES, 7 TDS)

2024 POSTSEASON - BIG PLAYS OF 20+ YARDS

RAVENS						OPPONENT					
DATE	OPPONENT	QTR	RAVENS PLAYER	YARDS	SCORE	DATE	OPPONENT	QTR	OPP. PLAYER	YARDS	SCORE
01/11	Pittsburgh	3	Derrick Henry run	44T	W, 28-14	01/11	Pittsburgh	3	Russell Wilson -> Mike Williams	37	W, 14-28
01/19	at Buffalo	2	Lamar Jackson -> Rashod Bateman	42	L, 27-25	01/11	Pittsburgh	3	Russell Wilson -> George Pickens	36T	W, 14-28
01/19	at Buffalo	1	Lamar Jackson -> Isaiah Likely	39	L, 27-25	01/19	at Buffalo	1	Josh Allen -> Khalil Shakir	34	L, 25-27
01/11	Pittsburgh	1	Derrick Henry run	34	W, 28-14	01/11	Pittsburgh	3	Russell Wilson -> Van Jefferson	30T	W, 14-28
01/19	at Buffalo	4	Lamar Jackson -> Tylan Wallace	27	L, 27-25	01/11	Pittsburgh	4	Russell Wilson -> George Pickens	26	W, 14-28
01/11	Pittsburgh	1	Lamar Jackson -> Isaiah Likely	25	W, 28-14	01/11	Pittsburgh	3	Russell Wilson -> Calvin Austin III	25	W, 14-28
01/11	Pittsburgh	2	Lamar Jackson -> Nelson Agholor	25	W, 28-14	01/11	Pittsburgh	3	Russell Wilson -> Najee Harris	21	W, 14-28
01/19	at Buffalo	4	Lamar Jackson -> Isaiah Likely	24T	L, 27-25						
01/19	at Buffalo	3	Justice Hill run	22	L, 27-25						
01/11	Pittsburgh	3	Lamar Jackson -> Tylan Wallace	21	W, 28-14						
01/11	Pittsburgh	2	Lamar Jackson run	20	W, 28-14						
01/11	Pittsburgh	2	Lamar Jackson -> Mark Andrews	20	W, 28-14						
TOTALS						7 - 209 (29.9), 2 TDS (0 RUNS, 0 TDS, 7 PASSES, 2 TDS)					

TEAM SUPERLATIVES

HIGH	DATE	OPPONENT	OFFENSIVE CATEGORY	OPPONENT	DATE	LOW
41	11/3	vs. Denver ...2 more at 41.	Points	at Pittsburgh	11/17	16
21	11/7	vs. Cincinnati	Points in a Quarter	at Houston ...8 more at 0.	12/25	0
28	11/7	vs. Cincinnati	Points in a Half	vs. Philadelphia ...3 more at 7.	12/1	7
5	1/4	vs. Cleveland ...6 more at 5.	Total Touchdowns	vs. Philadelphia ...3 more at 2.	12/1	2
77	10/6	at Cincinnati	Total Plays	at Pittsburgh ...3 more at 54.	11/17	54
520	10/6	at Cincinnati	Total Net Yards	at Pittsburgh	11/17	329
30	10/6	at Cincinnati	Total First Downs	at Pittsburgh	11/17	16
16	12/25	at Houston ...1 more at 16.	First Downs Rushing	at Pittsburgh ...3 more at 5.	11/17	5
18	10/6	at Cincinnati	First Downs Passing	at L.A. Chargers	11/25	6
5	11/3	vs. Denver	First Down Penalties	vs. Cleveland ...2 more at 0.	1/4	0
82%	12/15	at N.Y. Giants	Third Down Efficiency	at Cleveland	10/27	20%
9.4	10/21	at Tampa Bay	Average Yards Per Play	vs. Philadelphia	12/1	5.2
274	9/22	at Dallas	Total Net Yards Rushing	vs. Cincinnati	11/7	99
45	9/22	at Dallas	Rushing Attempts	at Pittsburgh	11/17	19
8.1	10/21	at Tampa Bay	Rushing Average Yards	vs. Denver	11/3	3.7
3	9/22	at Dallas	Rushing Touchdowns	vs. Pittsburgh ...3 more at 0.	12/21	0
345	10/6	at Cincinnati	Total Net Yards Passing	vs. Buffalo	9/29	156
42	10/6	at Cincinnati	Passing Attempts	at Dallas	9/22	15
26	10/6	at Cincinnati ...1 more at 26.	Passing Completions	at Houston	12/25	11
5	12/15	at N.Y. Giants ...1 more at 5.	Passing Touchdowns	at Pittsburgh ...4 more at 1.	11/17	1
13.5	11/3	vs. Denver	Passing Yards Average	vs. Philadelphia	12/1	5.3
1	12/21	vs. Pittsburgh ...3 more at 1.	Passes Thrown for Interception	vs. Cleveland ...12 more at 0.	1/4	0
3	12/15	at N.Y. Giants ...2 more at 3.	Times Sacked	vs. Cleveland ...2 more at 0.	1/4	0
31	12/1	vs. Philadelphia	Sack Yards Lost	vs. Cleveland ...3 more at 0.	1/4	0
5	11/7	vs. Cincinnati	Total Punts	vs. Washington	10/13	1
231	11/7	vs. Cincinnati	Total Punt Yards	vs. Washington	10/13	50
56	10/6	at Cincinnati	Punt Gross Average Yards	vs. Pittsburgh	12/21	35
48	11/25	at L.A. Chargers	Punt Net Average Yards	at Tampa Bay	10/21	30
3	1/4	vs. Cleveland ...1 more at 3.	Punt Returns	at L.A. Chargers ...2 more at 0.	11/25	0
34	9/29	vs. Buffalo	Punt Return Yards	at L.A. Chargers ...2 more at 0.	11/25	0
22.0	12/15	at N.Y. Giants	Punt Return Yards Average	at L.A. Chargers ...2 more at 0.0.	11/25	0.0
6	10/27	at Cleveland	Kickoff Returns	vs. Pittsburgh ...3 more at 0.	12/21	0
134	10/27	at Cleveland	Kickoff Return Yards	vs. Pittsburgh ...3 more at 0.	12/21	0
13	9/22	at Dallas	Total Penalties	vs. Pittsburgh	12/21	2
112	12/15	at N.Y. Giants	Penalty Yards	vs. Pittsburgh	12/21	10
3	12/21	vs. Pittsburgh ...1 more at 3.	Total Fumbles	vs. Cleveland ...6 more at 0.	1/4	0
2	11/17	at Pittsburgh	Fumbles Lost	vs. Cleveland ...10 more at 0.	1/4	0
36:08	10/13	vs. Washington	Time of Possession	at Pittsburgh	11/17	23:38
3	11/17	at Pittsburgh	Turnovers	vs. Cleveland ...7 more at 0.	1/4	0
93,566	9/22	at Dallas	Attendance	at Tampa Bay	10/21	64,828

TEAM SUPERLATIVES

HIGH	DATE	OPPONENT	DEFENSIVE CATEGORY	OPPONENT	DATE	LOW
38	10/6	at Cincinnati	Points	at Houston	12/25	2
21	10/21	at Tampa Bay	Points in a Quarter	vs. Cleveland ...10 more at 0.	1/4	0
23	10/27	at Cleveland	Points in a Half	at Houston ...1 more at 0.	12/25	0
5	11/7	vs. Cincinnati ...1 more at 5.	Total Touchdowns	at Houston ...1 more at 0.	12/25	0
78	10/21	at Tampa Bay	Total Plays	at Kansas City	9/5	50
481	10/21	at Tampa Bay	Total Net Yards	at Houston	12/25	211
28	10/21	at Tampa Bay	Total First Downs	at Houston	12/25	10
9	12/1	vs. Philadelphia	First Downs Rushing	vs. Cleveland ...3 more at 1.	1/4	1
21	11/7	vs. Cincinnati	First Downs Passing	vs. Buffalo	9/29	6
8	12/15	at N.Y. Giants	First Down Penalties	vs. Pittsburgh	12/21	0
65%	10/21	at Tampa Bay	Third Down Efficiency	at N.Y. Giants	12/15	17%
7.1	9/5	at Kansas City	Average Yards Per Play	at Houston ...1 more at 3.9.	12/25	3.9
140	12/1	vs. Philadelphia	Total Net Yards Rushing	vs. Las Vegas	9/15	27
34	11/17	at Pittsburgh	Rushing Attempts	vs. Cincinnati ...1 more at 16.	11/7	16
4.9	12/21	vs. Pittsburgh	Rushing Average Yards	vs. Las Vegas	9/15	1.6
2	12/1	vs. Philadelphia ...2 more at 2.	Rushing Touchdowns	vs. Cleveland ...7 more at 0.	1/4	0
421	11/7	vs. Cincinnati	Total Net Yards Passing	vs. Philadelphia	12/1	112
56	11/7	vs. Cincinnati	Passing Attempts	vs. Philadelphia	12/1	19
34	11/7	vs. Cincinnati	Passing Completions	vs. Philadelphia	12/1	11
5	10/6	at Cincinnati	Passing Touchdowns	at Houston ...3 more at 0.	12/25	0
9.4	9/5	at Kansas City	Passing Yards Average	at Houston	12/25	4.1
2	1/4	vs. Cleveland ...1 more at 2.	Passes Thrown for Interception	vs. Philadelphia ...6 more at 0.	12/1	0
5	12/25	at Houston ...1 more at 5.	QB Sacks	vs. Cleveland ...3 more at 2.	1/4	2
43	9/15	vs. Las Vegas	Sack Yards Lost	vs. Philadelphia	12/1	6
6	12/25	at Houston ...2 more at 6.	Total Punts	vs. Denver ...1 more at 2.	11/3	2
307	12/1	vs. Philadelphia	Total Punt Yards	at Tampa Bay	10/21	93
56.5	11/17	at Pittsburgh	Punt Gross Average Yards	at N.Y. Giants	12/15	39.3
49.3	11/17	at Pittsburgh	Punt Net Average Yards	at N.Y. Giants	12/15	32
4	12/1	vs. Philadelphia	Punt Returns	vs. Cleveland ...5 more at 0.	1/4	0
36	10/27	at Cleveland	Punt Return Yards	vs. Cincinnati	11/7	-4
19.0	11/25	at L.A. Chargers	Punt Return Yards Average	vs. Cincinnati	11/7	-2.0
4	1/4	vs. Cleveland ...1 more at 4.	Kickoff Returns	at Pittsburgh ...2 more at 0.	11/17	0
126	1/4	vs. Cleveland	Kickoff Return Yards	at Pittsburgh ...2 more at 0.	11/17	0
9	11/3	vs. Denver	Total Penalties	vs. Cleveland ...2 more at 3.	1/4	3
75	10/21	at Tampa Bay	Penalty Yards	vs. Las Vegas	9/15	15
3	11/7	vs. Cincinnati	Total Fumbles	vs. Cleveland ...6 more at 0.	1/4	0
1	12/21	vs. Pittsburgh ...4 more at 1.	Fumbles Lost	vs. Cleveland ...11 more at 0.	1/4	0
36:22	11/17	at Pittsburgh	Time of Possession	vs. Washington	10/13	23:52
2	1/4	vs. Cleveland ...2 more at 2.	Turnovers	vs. Philadelphia ...2 more at 0.	12/1	0
93,566	9/22	at Dallas	Attendance	at Tampa Bay	10/21	64,828

TEAM SUPERLATIVES (POSTSEASON)

HIGH	DATE	OPPONENT	OFFENSIVE CATEGORY	OPPONENT	DATE	LOW
28	1/11	vs. Pittsburgh	Points	at Buffalo	1/19	25
14	1/11	vs. Pittsburgh	Points in a Quarter	vs. Pittsburgh	1/11	0
21	1/11	vs. Pittsburgh	Points in a Half	vs. Pittsburgh	1/11	7
4	1/11	vs. Pittsburgh	Total Touchdowns	at Buffalo	1/19	3
72	1/11	vs. Pittsburgh	Total Plays	at Buffalo	1/19	57
464	1/11	vs. Pittsburgh	Total Net Yards	at Buffalo	1/19	416
29	1/11	vs. Pittsburgh	Total First Downs	at Buffalo	1/19	23
16	1/11	vs. Pittsburgh	First Downs Rushing	at Buffalo	1/19	13
10	1/19	at Buffalo ...1 more at 10.	First Downs Passing	at Buffalo ...1 more at 10.	1/19	10
3	1/11	vs. Pittsburgh	First Down Penalties	at Buffalo	1/19	0
70%	1/19	at Buffalo	Third Down Efficiency	vs. Pittsburgh	1/11	67%
7.3	1/19	at Buffalo	Average Yards Per Play	vs. Pittsburgh	1/11	6.4
299	1/11	vs. Pittsburgh	Total Net Yards Rushing	at Buffalo	1/19	176
50	1/11	vs. Pittsburgh	Rushing Attempts	at Buffalo	1/19	30
6	1/11	vs. Pittsburgh	Rushing Average Yards	at Buffalo	1/19	5.9
2	1/11	vs. Pittsburgh	Rushing Touchdowns	at Buffalo	1/19	1
240	1/19	at Buffalo	Total Net Yards Passing	vs. Pittsburgh	1/11	165
25	1/19	at Buffalo	Passing Attempts	vs. Pittsburgh	1/11	21
18	1/19	at Buffalo	Passing Completions	vs. Pittsburgh	1/11	16
2	1/19	at Buffalo ...1 more at 2.	Passing Touchdowns	at Buffalo ...1 more at 2.	1/19	2
8.9	1/19	at Buffalo	Passing Yards Average	vs. Pittsburgh	1/11	7.5
1	1/19	at Buffalo	Passes Thrown for Interception	vs. Pittsburgh	1/11	0
2	1/19	at Buffalo	Times Sacked	vs. Pittsburgh	1/11	1
14	1/19	at Buffalo	Sack Yards Lost	vs. Pittsburgh	1/11	10
4	1/11	vs. Pittsburgh	Total Punts	at Buffalo	1/19	0
183	1/11	vs. Pittsburgh	Total Punt Yards	at Buffalo	1/19	0
45.8	1/11	vs. Pittsburgh	Punt Gross Average Yards	vs. Pittsburgh	1/11	45.8
37.3	1/11	vs. Pittsburgh	Punt Net Average Yards	at Buffalo	1/19	0
1	1/19	at Buffalo ...1 more at 1.	Punt Returns	at Buffalo ...1 more at 1.	1/19	1
16	1/19	at Buffalo	Punt Return Yards	vs. Pittsburgh	1/11	4
16.0	1/19	at Buffalo	Punt Return Yards Average	vs. Pittsburgh	1/11	4.0
5	1/19	at Buffalo	Kickoff Returns	vs. Pittsburgh	1/11	0
134	1/19	at Buffalo	Kickoff Return Yards	vs. Pittsburgh	1/11	0
5	1/19	at Buffalo	Total Penalties	vs. Pittsburgh	1/11	3
43	1/19	at Buffalo	Penalty Yards	vs. Pittsburgh	1/11	14
3	1/19	at Buffalo	Total Fumbles	vs. Pittsburgh	1/11	1
2	1/19	at Buffalo	Fumbles Lost	vs. Pittsburgh	1/11	0
39:33	1/11	vs. Pittsburgh	Time of Possession	at Buffalo	1/19	28:16
3	1/19	at Buffalo	Turnovers	vs. Pittsburgh	1/11	0
70,697	1/19	at Buffalo	Attendance	vs. Pittsburgh	1/11	70,546

TEAM SUPERLATIVES (POSTSEASON)

HIGH	DATE	OPPONENT	DEFENSIVE CATEGORY	OPPONENT	DATE	LOW
27	1/19	at Buffalo	Points	vs. Pittsburgh	1/11	14
14	1/19	at Buffalo ...1 more at 14.	Points in a Quarter	at Buffalo ...1 more at 0.	1/19	0
21	1/19	at Buffalo	Points in a Half	vs. Pittsburgh	1/11	0
3	1/19	at Buffalo	Total Touchdowns	vs. Pittsburgh	1/11	2
59	1/19	at Buffalo	Total Plays	vs. Pittsburgh	1/11	45
280	1/11	vs. Pittsburgh	Total Net Yards	at Buffalo	1/19	273
20	1/19	at Buffalo	Total First Downs	vs. Pittsburgh	1/11	11
12	1/19	at Buffalo	First Downs Rushing	vs. Pittsburgh	1/11	2
9	1/11	vs. Pittsburgh	First Downs Passing	at Buffalo	1/19	6
2	1/19	at Buffalo	First Down Penalties	vs. Pittsburgh	1/11	0
45%	1/19	at Buffalo ...1 more at 45%.	Third Down Efficiency	at Buffalo ...1 more at 45%.	1/19	45%
6.2	1/11	vs. Pittsburgh	Average Yards Per Play	at Buffalo	1/19	4.6
147	1/19	at Buffalo	Total Net Yards Rushing	vs. Pittsburgh	1/11	29
36	1/19	at Buffalo	Rushing Attempts	vs. Pittsburgh	1/11	11
4.1	1/19	at Buffalo	Rushing Average Yards	vs. Pittsburgh	1/11	2.6
3	1/19	at Buffalo	Rushing Touchdowns	vs. Pittsburgh	1/11	0
251	1/11	vs. Pittsburgh	Total Net Yards Passing	at Buffalo	1/19	126
30	1/11	vs. Pittsburgh	Passing Attempts	at Buffalo	1/19	22
20	1/11	vs. Pittsburgh	Passing Completions	at Buffalo	1/19	16
2	1/11	vs. Pittsburgh	Passing Touchdowns	at Buffalo	1/19	0
7.4	1/11	vs. Pittsburgh	Passing Yards Average	at Buffalo	1/19	5.5
0	1/19	at Buffalo ...1 more at 0.	Passes Thrown for Interception	at Buffalo ...1 more at 0.	1/19	0
4	1/11	vs. Pittsburgh	QB Sacks	at Buffalo	1/19	1
19	1/11	vs. Pittsburgh	Sack Yards Lost	at Buffalo	1/19	1
5	1/11	vs. Pittsburgh	Total Punts	at Buffalo	1/19	3
257	1/11	vs. Pittsburgh	Total Punt Yards	at Buffalo	1/19	150
51.4	1/11	vs. Pittsburgh	Punt Gross Average Yards	at Buffalo	1/19	50
50.6	1/11	vs. Pittsburgh	Punt Net Average Yards	at Buffalo	1/19	38
1	1/11	vs. Pittsburgh	Punt Returns	at Buffalo	1/19	0
14	1/11	vs. Pittsburgh	Punt Return Yards	at Buffalo	1/19	0
14.0	1/11	vs. Pittsburgh	Punt Return Yards Average	at Buffalo	1/19	0.0
1	1/19	at Buffalo ...1 more at 1.	Kickoff Returns	at Buffalo ...1 more at 1.	1/19	1
26	1/11	vs. Pittsburgh	Kickoff Return Yards	at Buffalo	1/19	25
7	1/11	vs. Pittsburgh	Total Penalties	at Buffalo	1/19	1
41	1/11	vs. Pittsburgh	Penalty Yards	at Buffalo	1/19	10
0	1/19	at Buffalo ...1 more at 0.	Total Fumbles	at Buffalo ...1 more at 0.	1/19	0
0	1/19	at Buffalo ...1 more at 0.	Fumbles Lost	at Buffalo ...1 more at 0.	1/19	0
31:44	1/19	at Buffalo	Time of Possession	vs. Pittsburgh	1/11	20:27
0	1/19	at Buffalo ...1 more at 0.	Turnovers	at Buffalo ...1 more at 0.	1/19	0
70,697	1/19	at Buffalo	Attendance	vs. Pittsburgh	1/11	70,546

INDIVIDUAL SUPERLATIVES

CATEGORY	2024 RAVENS INDIVIDUAL BEST	GAME	DATE	OPPONENT INDIVIDUAL BEST	GAME	DATE
Touchdowns	2 Derrick Henry ...8 more.	vs. CLE	01/04	3 Ja'Marr Chase	vs. CIN	11/07
Passes Attempted	42 Lamar Jackson	at CIN	10/06	56 Joe Burrow	vs. CIN	11/07
Passes Completed	26 Lamar Jackson ...1 more.	at CIN	10/06	34 Joe Burrow	vs. CIN	11/07
Completion Percentage	84.2 Lamar Jackson	vs. DEN	11/03	78.9 Gardner Minshew II	vs. LV	09/15
Passing Yards	348 Lamar Jackson	at CIN	10/06	428 Joe Burrow	vs. CIN	11/07
Yards Per Attempt	14.7 Lamar Jackson	vs. DEN	11/03	10.4 Patrick Mahomes	at KC	09/05
Touchdown Passes	5 Lamar Jackson ...1 more.	at NYG	12/15	5 Joe Burrow	at CIN	10/06
Receptions	9 Zay Flowers ...1 more.	vs. WAS	10/13	11 Ja'Marr Chase	vs. CIN	11/07
Receiving Yards	132 Zay Flowers	vs. WAS	10/13	264 Ja'Marr Chase	vs. CIN	11/07
Touchdown Receptions	2 Rashod Bateman ...3 more.	at NYG	12/15	3 Ja'Marr Chase	vs. CIN	11/07
Rushing Yards	199 Derrick Henry	vs. BUF	09/29	107 Saquon Barkley	vs. PHI	12/01
Rushing Attempts	27 Derrick Henry	at HOU	12/25	23 Saquon Barkley	vs. PHI	12/01
Rushing Average	11.3 Derrick Henry	at TB	10/21	4.7 Najee Harris	vs. PIT	12/21
Rushing Touchdowns	2 Derrick Henry ...3 more.	vs. CLE	01/04	1 Devin Singletary ...11 more.	at NYG	12/15
Yards From Scrimmage	209 Derrick Henry	vs. BUF	09/29	264 Ja'Marr Chase	vs. CIN	11/07
Combined Net Yards	209 Derrick Henry	vs. BUF	09/29	264 Ja'Marr Chase	vs. CIN	11/07
Interceptions Made	2 Marlon Humphrey	at TB	10/21	1 Minkah Fitzpatrick ...4 more.	vs. PIT	12/21
Interceptions Thrown	1 Lamar Jackson ...3 more.	vs. PIT	12/21	2 Bailey Zappe ...1 more.	vs. CLE	01/04
INT Return Yards	37 Marlon Humphrey	vs. PIT	12/21	38 Mike Sainristil	vs. WAS	10/13
Tackles	18 Roquan Smith	at TB	10/21	14 Dane Belton	at NYG	12/15
Sacks	3.0 Nnamdi Madubuike	vs. CIN	11/07	2.0 Dante Fowler ...1 more.	vs. WAS	10/13
Punts	5 Jordan Stout	vs. CIN	11/07	6 Tommy Townsend ...2 more.	at HOU	12/25
Punts Inside the 20	3 Jordan Stout ...1 more.	vs. BUF	09/29	5 Braden Mann	vs. PHI	12/01
Punting Average	56.0 Jordan Stout	at CIN	10/06	56.5 Corliss Waitman	at PIT	11/17
Punt Returns	3 Steven Sims ...1 more.	vs. CLE	01/04	4 Britain Covey	vs. PHI	12/01
Punt Return Yards	34 Deonte Harty	vs. BUF	09/29	36 Jaelon Darden	at CLE	10/27
Kickoff Returns	6 Chris Collier	at CLE	10/27	3 Kaden Davis ...2 more.	vs. CLE	01/04
Kickoff Return Yards	134 Chris Collier	at CLE	10/27	107 Kaden Davis	vs. CLE	01/04
Field Goals Attempted	4 Justin Tucker ...1 more.	vs. PHI	12/01	6 Chris Boswell	at PIT	11/17
Field Goals Made	3 Justin Tucker ...1 more.	vs. WAS	10/13	6 Chris Boswell	at PIT	11/17

CATEGORY	2024 RAVENS LONGEST PLAYS	GAME	DATE	OPPONENT INDIVIDUAL	GAME	DATE
Run From Scrimmage	87 Derrick Henry	vs. BUF	09/29	25 Saquon Barkley	vs. PHI	12/01
Touchdown Run	87 Derrick Henry	vs. BUF	09/29	25 Saquon Barkley	vs. PHI	12/01
Passing Long	84 Lamar Jackson	vs. CIN	11/07	70 Joe Burrow ...1 more.	vs. CIN	11/07
Touchdown Pass Long	84 Lamar Jackson	vs. CIN	11/07	70 Joe Burrow ...1 more.	vs. CIN	11/07
Longest Reception	84 Tylan Wallace	vs. CIN	11/07	70 Ja'Marr Chase ...1 more.	vs. CIN	11/07
Touchdown Reception	84 Tylan Wallace	vs. CIN	11/07	70 Ja'Marr Chase ...1 more.	vs. CIN	11/07
Interception Return	37 Marlon Humphrey	vs. PIT	12/21	38 Mike Sainristil	vs. WAS	10/13
Longest INT Return for TD	37 Marlon Humphrey	vs. PIT	12/21			
Longest Opponent's Fumble Return	8 Kyle Hamilton	vs. BUF	09/29	9 Germaine Pratt	at CIN	10/06
Punt Return	22 Desmond King II	at NYG	12/15	19 Derius Davis	at LAC	11/25
Kickoff Return	59 Justice Hill	at NYG	12/15	46 Derius Davis	at LAC	11/25
Punt	70 Jordan Stout ...1 more.	vs. CLE	01/04	71 Corliss Waitman	at PIT	11/17
Field Goal	56 Justin Tucker	at CIN	10/06	65 Brandon Aubrey	at DAL	09/22
Field Goal Attempt	56 Justin Tucker ...1 more.	at CIN	10/06	65 Brandon Aubrey	at DAL	09/22

INDIVIDUAL SUPERLATIVES (POSTSEASON)

CATEGORY	2024 RAVENS INDIVIDUAL BEST	GAME	DATE	OPPONENT INDIVIDUAL BEST	GAME	DATE
Touchdowns	2 Derrick Henry	vs. PIT	01/11	2 Josh Allen	at BUF	01/19
Passes Attempted	25 Lamar Jackson	at BUF	01/19	29 Russell Wilson	vs. PIT	01/11
Passes Completed	18 Lamar Jackson	at BUF	01/19	20 Russell Wilson	vs. PIT	01/11
Completion Percentage	76.1 Lamar Jackson	vs. PIT	01/11	72.7 Josh Allen	at BUF	01/19
Passing Yards	254 Lamar Jackson	at BUF	01/19	270 Russell Wilson	vs. PIT	01/11
Yards Per Attempt	10.2 Lamar Jackson	at BUF	01/19	9.3 Russell Wilson	vs. PIT	01/11
Touchdown Passes	2 Lamar Jackson	at BUF	01/19	2 Russell Wilson	vs. PIT	01/11
	...1 more.					
Receptions	5 Mark Andrews	at BUF	01/19	6 Khalil Shakir	at BUF	01/19
Receiving Yards	73 Isaiah Likely	at BUF	01/19	87 George Pickens	vs. PIT	01/11
Touchdown Receptions	1 Rashod Bateman	at BUF	01/19	1 Van Jefferson	vs. PIT	01/11
	...3 more.					
Rushing Yards	186 Derrick Henry	vs. PIT	01/11	67 James Cook	at BUF	01/19
Rushing Attempts	26 Derrick Henry	vs. PIT	01/11	17 James Cook	at BUF	01/19
Rushing Average	7.2 Derrick Henry	vs. PIT	01/11	3.9 James Cook	at BUF	01/19
Rushing Touchdowns	2 Derrick Henry	vs. PIT	01/11	2 Josh Allen	at BUF	01/19
Yards From Scrimmage	186 Derrick Henry	vs. PIT	01/11	87 George Pickens	vs. PIT	01/11
Combined Net Yards	186 Derrick Henry	vs. PIT	01/11	87 George Pickens	vs. PIT	01/11
Interceptions Made				1 Taylor Rapp	at BUF	01/19
Interceptions Thrown	1 Lamar Jackson	at BUF	01/19			
Tackles	9 Kyle Hamilton	at BUF	01/19	14 Elandon Roberts	vs. PIT	01/11
Sacks	2.0 Nnamdi Madubuike	vs. PIT	01/11	1.0 Damar Hamlin	at BUF	01/19
	...2 more.					
Punts	4 Jordan Stout	vs. PIT	01/11	5 Corliss Waitman	vs. PIT	01/11
Punts Inside the 20	1 Jordan Stout	vs. PIT	01/11	5 Corliss Waitman	vs. PIT	01/11
Punting Average	45.8 Jordan Stout	vs. PIT	01/11	51.4 Corliss Waitman	vs. PIT	01/11
Punt Returns	1 Steven Sims	at BUF	01/19	1 Calvin Austin III	vs. PIT	01/11
	...1 more.					
Punt Return Yards	16 Steven Sims	at BUF	01/19	14 Calvin Austin III	vs. PIT	01/11
Kickoff Returns	5 Keaton Mitchell	at BUF	01/19	1 Ray Davis	at BUF	01/19
	...1 more.					
Kickoff Return Yards	134 Keaton Mitchell	at BUF	01/19	26 Cordarrelle Patterson	vs. PIT	01/11
Field Goals Attempted	2 Justin Tucker	at BUF	01/19	2 Tyler Bass	at BUF	01/19
Field Goals Made	2 Justin Tucker	at BUF	01/19	2 Tyler Bass	at BUF	01/19
CATEGORY	2024 RAVENS LONGEST PLAYS	GAME	DATE	OPPONENT INDIVIDUAL	GAME	DATE
Run From Scrimmage	44 Derrick Henry	vs. PIT	01/11	17 Ty Johnson	at BUF	01/19
Touchdown Run	44 Derrick Henry	vs. PIT	01/11	4 Josh Allen	at BUF	01/19
Passing Long	42 Lamar Jackson	at BUF	01/19	37 Russell Wilson	vs. PIT	01/11
Touchdown Pass Long	24 Lamar Jackson	at BUF	01/19	36 Russell Wilson	vs. PIT	01/11
Longest Reception	42 Rashod Bateman	at BUF	01/19	37 Mike Williams	vs. PIT	01/11
Touchdown Reception	24 Isaiah Likely	at BUF	01/19	36 George Pickens	vs. PIT	01/11
Longest Opponent's Fumble Return				39 Von Miller	at BUF	01/19
Punt Return	16 Steven Sims	at BUF	01/19	14 Calvin Austin III	vs. PIT	01/11
Kickoff Return	32 Keaton Mitchell	at BUF	01/19	26 Cordarrelle Patterson	vs. PIT	01/11
Punt	49 Jordan Stout	vs. PIT	01/11	60 Corliss Waitman	vs. PIT	01/11
Field Goal	47 Justin Tucker	at BUF	01/19	51 Tyler Bass	at BUF	01/19
Field Goal Attempt	47 Justin Tucker	at BUF	01/19	51 Tyler Bass	at BUF	01/19

TURNOVER TABLE

2024 REGULAR SEASON TAKEAWAY/GIVEAWAY CHART

		FORCED TURNOVERS			TURNOVERS CONVERTED					OUTCOME	
DATE	OPPONENT	FUM	INTS	TOTAL	TD	FG	PTS.	PTS. PCT.	TD PCT.	NET DIFF.	RESULT
09/05	Baltimore at Kansas City	0	1	1	0	1	3	100.0	0.0	0	L
		1	0	1	0	1	3	100.0	0.0	0	W
09/15	Baltimore Las Vegas	0	1	1	0	0	0	0.0	0.0	0	L
		0	1	1	1	0	7	100.0	100.0	0	W
09/22	Baltimore at Dallas	1	0	1	0	0	0	0.0	0.0	+1	W
		0	0	0	0	0	0	0.0	0.0	-1	L
09/29	Baltimore Buffalo	1	0	1	1	0	7	100.0	100.0	0	W
		1	0	1	0	0	0	0.0	0.0	0	L
10/06	Baltimore at Cincinnati	0	1	1	0	1	3	100.0	0.0	0	W
		1	0	1	0	0	0	0.0	0.0	0	L
10/13	Baltimore Washington	0	0	0	0	0	0	0.0	0.0	-1	W
		0	1	1	0	1	3	100.0	0.0	+1	L
10/21	Baltimore at Tampa Bay	0	2	2	1	1	10	100.0	50.0	+1	W
		1	0	1	1	0	8	100.0	100.0	-1	L
10/27	Baltimore at Cleveland	1	0	1	1	0	7	100.0	100.0	+1	L
		0	0	0	0	0	0	0.0	0.0	-1	W
11/03	Baltimore Denver	0	1	1	0	0	0	0.0	0.0	+1	W
		0	0	0	0	0	0	0.0	0.0	-1	L
11/07	Baltimore Cincinnati	1	0	1	1	0	7	100.0	100.0	+1	W
		0	0	0	0	0	0	0.0	0.0	-1	L
11/17	Baltimore at Pittsburgh	0	1	1	0	0	0	0.0	0.0	-2	L
		2	1	3	0	3	9	100.0	0.0	+2	W
11/25	Baltimore at L.A. Chargers	0	0	0	0	0	0	0.0	0.0	0	W
		0	0	0	0	0	0	0.0	0.0	0	L
12/01	Baltimore Philadelphia	0	0	0	0	0	0	0.0	0.0	0	L
		0	0	0	0	0	0	0.0	0.0	0	W
12/15	Baltimore at N.Y. Giants	0	1	1	0	0	0	0.0	0.0	0	W
		1	0	1	0	0	0	0.0	0.0	0	L
12/21	Baltimore Pittsburgh	1	1	2	2	0	14	100.0	100.0	+1	W
		0	1	1	0	0	0	0.0	0.0	-1	L
12/25	Baltimore at Houston	0	1	1	1	0	7	100.0	100.0	+1	W
		0	0	0	0	0	0	0.0	0.0	-1	L
01/04	Baltimore Cleveland	0	2	2	1	0	7	50.0	100.0	+2	W
		0	0	0	0	0	0	0.0	0.0	-2	L
RAVENS		5	12	17	8	3	65	64.7	47.1	+6	12-5
OPPONENTS		7	4	11	2	5	30	63.6	18.2	-6	5-12

2024 POSTSEASON TAKEAWAY/GIVEAWAY CHART

		FORCED TURNOVERS			TURNOVERS CONVERTED					OUTCOME	
DATE	OPPONENT	FUM	INTS	TOTAL	TD	FG	PTS.	PTS. PCT.	TD PCT.	NET DIFF.	RESULT
01/11	Baltimore	0	0	0	0	0	0	0.0	0.0	0	W
	Pittsburgh	0	0	0	0	0	0	0.0	0.0	0	L
01/19	Baltimore	0	0	0	0	0	0	0.0	0.0	-3	L
	at Buffalo	2	1	3	1	1	10	66.7	50.0	+3	W
RAVENS		0	0	0	0	0	0	0.0	0.0	-3	1-1
OPPONENTS		2	1	3	1	1	10	66.7	33.3	+3	1-1

INSIDE THE 20

RAVENS																		
Date	Opponent	Pos	TD	PAT	2-Pt.	Miss PAT	FG	FGA	Blk/ MFG	INT	Fum	Dwns	Half	Game	Pts	TD%	Score Pct.	Pts/Poss
09/05	at Kansas City	4	1	1	0	0	2	2	0	0	0	0	0	1	13	25.0	75.0	3.3
09/15	Las Vegas	3	2	2	0	0	1	1	0	0	0	0	0	0	17	66.7	100.0	5.7
09/22	at Dallas	3	3	3	0	0	0	0	0	0	0	0	0	0	21	100.0	100.0	7.0
09/29	Buffalo	4	4	4	0	0	0	0	0	0	0	0	0	0	28	100.0	100.0	7.0
10/06	at Cincinnati	6	5	5	0	0	1	1	0	0	0	0	0	0	38	83.3	100.0	6.3
10/13	Washington	4	3	3	0	0	1	1	0	0	0	0	0	0	24	75.0	100.0	6.0
10/21	at Tampa Bay	5	4	4	0	0	1	1	0	0	0	0	0	0	31	80.0	100.0	6.2
10/27	at Cleveland	4	3	3	0	0	0	0	0	0	0	1	0	0	21	75.0	75.0	5.3
11/03	Denver	6	4	4	0	0	2	2	0	0	0	0	0	0	34	66.7	100.0	5.7
11/07	Cincinnati	4	4	3	1	0	0	0	0	0	0	0	0	0	29	100.0	100.0	7.3
11/17	at Pittsburgh	2	2	1	0	0	0	0	0	0	0	0	0	0	13	100.0	100.0	6.5
11/25	at L.A. Chargers	2	2	1	0	0	0	0	0	0	0	0	0	0	13	100.0	100.0	6.5
12/01	Philadelphia	5	2	1	0	1	2	3	1	0	0	0	0	0	19	40.0	80.0	3.8
12/15	at N.Y. Giants	2	1	1	0	0	0	0	0	0	0	0	0	1	7	50.0	50.0	3.5
12/21	Pittsburgh	5	3	3	0	0	1	1	0	1	0	0	0	0	24	60.0	80.0	4.8
12/25	at Houston	3	3	3	0	0	0	0	0	0	0	0	0	0	21	100.0	100.0	7.0
01/04	Cleveland	4	3	3	0	0	0	0	0	0	0	1	0	0	21	75.0	75.0	5.3
TOTALS		66	49	45	1	1	11	12	1	1	0	2	0	2	374	74.2	90.9	5.7

OPPONENT																		
Date	Opponent	Pos	TD	PAT	2-Pt.	Miss PAT	FG	FGA	Blk/ MFG	INT	Fum	Dwns	Half	Game	Pts	TD%	Score Pct.	Pts/Poss
09/05	at Kansas City	3	1	1	0	0	2	2	0	0	0	0	0	0	13	33.3	100.0	4.3
09/15	Las Vegas	3	2	2	0	0	1	1	0	0	0	0	0	0	17	66.7	100.0	5.7
09/22	at Dallas	4	3	1	0	0	0	0	0	0	1	0	0	0	19	75.0	75.0	4.8
09/29	Buffalo	2	1	1	0	0	0	1	1	0	0	0	0	0	7	50.0	50.0	3.5
10/06	at Cincinnati	3	3	3	0	0	0	0	0	0	0	0	0	0	21	100.0	100.0	7.0
10/13	Washington	3	2	2	0	0	1	1	0	0	0	0	0	0	17	66.7	100.0	5.7
10/21	at Tampa Bay	5	3	1	1	0	1	1	0	1	0	0	0	0	24	60.0	80.0	4.8
10/27	at Cleveland	2	0	0	0	0	2	2	0	0	0	0	0	0	6	0.0	100.0	3.0
11/03	Denver	4	1	1	0	0	1	1	0	0	0	2	0	0	10	25.0	50.0	2.5
11/07	Cincinnati	3	3	2	0	0	0	0	0	0	0	0	0	0	20	100.0	100.0	6.7
11/17	at Pittsburgh	4	0	0	0	0	3	3	0	1	0	0	0	0	9	0.0	75.0	2.3
11/25	at L.A. Chargers	2	2	2	0	0	0	0	0	0	0	0	0	0	14	100.0	100.0	7.0
12/01	Philadelphia	3	2	2	0	0	1	1	0	0	0	0	0	0	17	66.7	100.0	5.7
12/15	at N.Y. Giants	2	1	1	0	0	0	0	0	0	0	1	0	0	7	50.0	50.0	3.5
12/21	Pittsburgh	2	2	2	0	0	0	0	0	0	0	0	0	0	14	100.0	100.0	7.0
12/25	at Houston	2	0	0	0	0	0	0	0	0	0	2	0	0	0	0.0	0.0	0.0
01/04	Cleveland	3	1	1	0	0	1	1	0	1	0	0	0	0	10	33.3	66.7	3.3
TOTALS		50	27	22	1	0	13	14	1	3	1	5	0	0	225	54.0	80.0	4.5

POSTSEASON																		
RAVENS																		
Date	Opponent	Pos	TD	PAT	2-Pt.	Miss PAT	FG	FGA	Blk/ MFG	INT	Fum	Dwns	Half	Game	Pts	TD%	Score Pct.	Pts/Poss
01/11	Pittsburgh	4	3	3	0	0	0	0	0	0	0	0	0	1	21	75.0	75.0	5.3
01/19	at Buffalo	3	2	1	0	0	1	1	0	0	0	0	0	0	16	66.7	100.0	5.3
TOTALS		7	5	4	0	0	1	1	0	0	0	0	0	1	37	71.4	85.7	5.3

POSTSEASON																		
OPPONENT																		
Date	Opponent	Pos	TD	PAT	2-Pt.	Miss PAT	FG	FGA	Blk/ MFG	INT	Fum	Dwns	Half	Game	Pts	TD%	Score Pct.	Pts/Poss
01/11	Pittsburgh	0	0	0	0	0	0	0	0	0	0	0	0	0	0	0.0	0.0	0.0
01/19	at Buffalo	4	3	3	0	0	1	1	0	0	0	0	0	0	24	75.0	100.0	6.0
TOTALS		4	3	3	0	0	1	1	0	0	0	0	0	0	24	75.0	100.0	6.0

FIRST DOWNS GAINED

2024 : REGULAR SEASON

(AS OF FEB 12, 2025, 3:38 PM PST)

PLAYER	RUSH	REC.	TOTAL	3RD DOWN CONVERSION	4TH DOWN CONVERSION
Derrick Henry	94	11	105	17	3
Zay Flowers	1	48	49	10	0
Lamar Jackson	47	0	47	16	1
Mark Andrews	3	39	42	14	3
Rashod Bateman	0	35	35	11	0
Justice Hill	14	17	31	14	0
Isaiah Likely	0	26	26	3	0
Nelson Agholor	0	10	10	1	0
Charlie Kolar	1	4	5	0	1
Tylan Wallace	0	5	5	2	0
Keaton Mitchell	2	1	3	0	0
Rasheen Ali	2	0	2	2	0
Anthony Miller	0	1	1	1	0
Patrick Ricard	0	1	1	0	0
Devontez Walker	0	1	1	1	0
Team (by penalty)	--	--	30	--	--
2024 TOTALS	164	199	393	92	8

2024 : POSTSEASON

(AS OF FEB 12, 2025, 3:38 PM PST)

PLAYER	RUSH	REC.	TOTAL	3RD DOWN CONVERSION	4TH DOWN CONVERSION
Derrick Henry	12	0	12	2	0
Mark Andrews	4	5	9	4	1
Lamar Jackson	8	0	8	4	0
Justice Hill	4	3	7	2	0
Rashod Bateman	0	4	4	3	0
Isaiah Likely	0	4	4	1	0
Tylan Wallace	0	2	2	0	0
Steven Sims	1	0	1	0	0
Nelson Agholor	0	1	1	0	0
Anthony Miller	0	1	1	1	0
Team (by penalty)	--	--	3	--	--
2024 TOTALS	29	20	52	17	1

COMPLETIONS BY DISTANCE

2024 REGULAR SEASON

DATE	OPPONENT	QUARTERBACK	LOSS	0-9	10-19	20-29	30-39	40-49	50+
9/5	at Kansas City	Jackson	1	17	6	--	1	1 (1)	--
9/15	Las Vegas	Jackson	--	7 (1)	13	1	--	--	--
9/22	at Dallas	Jackson	--	6	3 (1)	1	1	--	1
9/29	Buffalo	Jackson	1	4 (1)	6 (1)	2	--	--	--
		Johnson	--	1	--	--	--	--	--
10/6	at Cincinnati	Jackson	--	11 (3)	11 (1)	3	--	--	1
10/13	Washington	Jackson	--	5	10 (1)	3	1	1	--
10/21	at Tampa Bay	Jackson	--	7 (2)	6 (2)	2	--	1 (1)	1
10/27	at Cleveland	Jackson	1	9 (1)	7 (1)	6	--	--	--
11/3	Denver	Jackson	--	5 (2)	5	5	--	--	1 (1)
11/7	Cincinnati	Jackson	2	12 (2)	9 (1)	1	--	--	1 (1)
11/17	at Pittsburgh	Jackson	1	6	6 (1)	2	--	1	--
11/25	at L.A. Chargers	Jackson	1	9 (1)	3	2	--	1 (1)	--
12/1	Philadelphia	Jackson	--	12	8 (2)	2	--	1	--
12/15	at N.Y. Giants	Jackson	--	8	8 (1)	4 (3)	--	1 (1)	--
12/21	Pittsburgh	Jackson	--	6 (2)	8 (1)	--	--	1	--
12/25	at Houston	Jackson	--	5 (2)	2	2	--	--	1
		Johnson	--	--	1	--	--	--	--
1/4	Cleveland	Jackson	--	5 (1)	8 (1)	2	1	--	--
PLAYER TOTALS		Jackson	7	134 (18)	119 (14)	38 (3)	4	8 (4)	6 (2)
		Johnson	--	1	1	--	--	--	--
TEAM TOTALS			7	135 (18)	120 (14)	38 (3)	4	8 (4)	6 (2)

2024 POSTSEASON

DATE	OPPONENT	QUARTERBACK	LOSS	0-9	10-19	20-29	30-39	40-49	50+
1/11	Pittsburgh	Jackson	1	9 (1)	2 (1)	4	--	--	--
1/19	at Buffalo	Jackson	--	9	5 (1)	2 (1)	1	1	--
PLAYER TOTALS		Jackson	1	18 (1)	7 (2)	6 (1)	1	1	--
TEAM TOTALS			1	18 (1)	7 (2)	6 (1)	1	1	--

REPLAY CHALLENGES

RAVENS

Date	Opp.	Initial Ruling	Ruling Challenged	Ruling
9/15	vs. LV	L.Jackson pass incomplete deep right to Z.Flowers.	Incomplete pass	Upheld
9/15	vs. LV	G.Minshew pass deep left to D.Adams ran ob at BLT 9 for 30 yards.	Pass completion	Upheld
11/3	vs. Den.	J.Williams right end to BLT 43 for 1 yard (B.Stephens; R.Smith).	First down	Reversed - J.Williams right end to BLT 44 for no gain (B.Stephens; R.Smith).
11/7	vs. Cin.	J.Burrow pass short left to M.Gesicki to BLT 2 for 3 yards (K.Hamilton).	Pass completion	Upheld
12/25	at Hou.	C.Stroud pass short right to D.Ogunbowale to BLT 12 for 7 yards (R.Smith).	First down	Reversed - C.Stroud pass short right to D.Ogunbowale to BLT 13 for 6 yards (R.Smith).

TOTALS: 2-for-5 (40%)

OPPONENTS

Date	Opp.	Initial Ruling	Ruling Challenged	Ruling
9/22	at Dal.	L.Jackson right end to BLT 32 for 5 yards (C.Carson).	First down	Upheld
9/29	vs. Buf.	L.Jackson pass short right to I.Likely to BUF 45 for 8 yards (Do.Williams).	Pass completion	Reversed - L.Jackson pass incomplete short right to I.Likely.

TOTALS: 1-for-2 (50%)

REPLAY ASSISTANT

Last two minutes of the half and overtime and any touchdown scoring play or turnover

Date	Opp.	Initial Ruling	Ruling Challenged	Ruling
9/5	at KC	L.Jackson pass short middle to I.Likely for 10 yards, TOUCHDOWN.	Pass completion	Reversed - L.Jackson pass incomplete short middle to I.Likely.
10/6	at Cin.	L.Jackson right end for 5 yards, TOUCHDOWN.	Broke the plane	Reversed - L.Jackson right end to CIN 1 for 4 yards (S.Hubbard).
10/21	at TB	L.Jackson FUMBLES (Aborted) at BLT 33, touched at BLT 33, RECOVERED by TB-Z.McCollum at BLT 30. Z.McCollum for 30 yards, TOUCHDOWN.	Down by contact	Reversed - Z.McCollum to BLT 30 for no gain (Z.Flowers).
11/7	vs. Cin.	J.Burrow pass deep left intended for M.Gesicki INTERCEPTED by B.Stephens at BLT -2. Touchback.	Interception	Reversed - J.Burrow pass incomplete short left to M.Gesicki (B.Stephens).
11/7	vs. Cin.	L.Jackson pass deep left intended for M.Andrews INTERCEPTED by C.Taylor-Britt at CIN 43. C.Taylor-Britt ran ob at CIN 43 for no gain.	Interception	Reversed - L.Jackson pass incomplete deep left to M.Andrews (C.Taylor-Britt).
11/7	vs. Cin.	J.Burrow pass short middle to A.Iosivas to CIN 40 for 10 yards (M.Humphrey) [T.Jones].	First down	Upheld
11/17	at Pit.	R.Wilson pass short left to G.Pickens pushed ob at PIT 41 for 5 yards (B.Stephens).	Pass completion	Reversed - R.Wilson pass incomplete short left to G.Pickens (B.Stephens).
12/1	vs. Phi.	L.Jackson pass incomplete short left [J.Carter].	Not down by contact	Reversed - L.Jackson sacked at PHI 32 for -13 yards (J.Carter).
1/4	vs. Cle.	B.Zappe pass deep left to J.Thrash for 30 yards, TOUCHDOWN.	Pass completion	Reversed - B.Zappe pass incomplete deep left to J.Thrash (B.Stephens).

TOTALS: 4-for-9 (44.4%)

HARBAUGH CAREER CHALLENGE TOTALS

REGULAR SEASON					POSTSEASON				
Year	No.	Reversed	Upheld	Pct.	Year	No.	Reversed	Upheld	Pct.
2008	7	3	4	42.9	2008	3	2	1	66.7
2009	11	6	5	54.6	2009	2	1	1	50.0
2010	9	1	8	11.1	2010	0	0	0	0.0
2011	12	8	4	66.7	2011	1	0	1	0.0
2012	6	3	3	50.0	2012	1	0	1	0.0
2013	12	7	5	58.3	2013	--	--	--	--
2014	8	1	7	12.5	2014	1	1	0	100.0
2015	8	3	5	37.5	2015	--	--	--	--
2016	5	2	3	40.0	2016	--	--	--	--
2017	9	5	4	55.6	2017	--	--	--	--
2018	6	3	3	50.0	2018	1	1	0	100.0
2019	6	0	6	0.0	2019	0	0	0	0.0
2020	6	3	3	50.0	2020	0	0	0	0.0
2021	6	3	3	50.0	2021	--	--	--	--
2022	7	2	5	28.5	2022	0	0	0	0.0
2023	3	1	2	33.3	2023	1	0	1	0.0
2024	5	2	3	40.0	2024	0	0	0	0.0
Total	126	53	73	42.1	Total	10	5	5	50.0

TEAM RECORD WHEN...

RAVENS 2024 REGULAR SEASON RECORD WHEN...

CATEGORY	2024 SEASON W-L-T	ALL-TIME W-L-T	CATEGORY	2024 SEASON W-L-T	ALL-TIME W-L-T
OVERALL	12-5	268-199-1	IN SEPTEMBER	2-2	60-38
HOME	6-2	160-73-1	IN OCTOBER	3-1	55-57
RAVENS AT M&T BANK STADIUM	6-2	153-65	IN NOVEMBER	3-1	73-46-1
RAVENS ON THE ROAD	6-3	108-126	IN DECEMBER	3-1	73-48
RAVENS OUTDOORS	9-5	254-183-1	IN JANUARY	1-0	7-9
RAVENS INDOORS	3-0	14-16			
			ON SUNDAY NIGHT	1-0	21-14
RAVENS SCORE FIRST	7-3	185-71-1	ON THURSDAY NIGHT	1-1	11-7
OPPONENT SCORES FIRST	5-2	83-128	ON MONDAY NIGHT	2-0	19-13
RAVENS SCORE ON FIRST POSSESSION	4-3	113-58	ON SATURDAY	2-0	7-3
RAVENS SCORE 20 OR MORE POINTS	12-3	215-78			
RAVENS SCORE 19 OR LESS POINTS	0-2	53-121-1	DAY GAMES	8-4	214-164-1
RAVENS ALLOW 20 OR MORE	6-4	71-154	NIGHT GAMES	4-1	54-35
RAVENS ALLOW 19 OR LESS POINTS	6-1	197-45-1			
			VS. AFC NORTH OVERALL	4-2	78-60
RAVENS LEAD AFTER 1ST QUARTER	8-2	160-46-1	VS. AFC NORTH AT HOME	3-0	46-23
RAVENS TRAIL AFTER 1ST QUARTER	3-2	55-106	VS. AFC NORTH ON THE ROAD	1-2	32-37
SCORE TIED AFTER 1ST QUARTER	1-1	53-47			
RAVENS LEAD AT HALFTIME	10-2	210-45-1	VS. AFC	8-4	194-156
RAVENS TRAIL AT HALFTIME	2-3	43-135	VS. AFC EAST	1-0	31-24
SCORE TIED AT HALFTIME	0-0	15-19	VS. AFC SOUTH	1-0	27-20
RAVENS LEAD AFTER 3RD QUARTER	10-1	225-41-1	VS. AFC WEST	2-2	32-24
RAVENS TRAIL AFTER 3RD QUARTER	2-4	36-148			
SCORE TIED AFTER 3RD QUARTER	0-0	7-10	VS. NFC	4-1	74-43-1
GAME GOES TO OVERTIME	1-0	17-17-1	VS. NFC EAST	3-1	20-11-1
			VS. NFC SOUTH	1-0	17-8
RAVENS HAVE + TURNOVER RATIO	7-1	164-28	VS. NFC NORTH	0-0	12-9
RAVENS HAVE - TURNOVER RATIO	1-1	45-127-1	VS. NFC WEST	0-0	22-10
TURNOVER RATIO EVEN	4-3	59-44			
			RAVENS WEARING COLOR RUSH (ALL PURPLE)	3-0	9-2
RAVENS HAVE 30:00+TOP	9-2	195-72-1	RAVENS WEARING BLACK JERSEYS W/ WHITE PANTS	0-0	7-6
RAVENS HAVE LESS THAN 30:00 TOP	3-3	73-127	RAVENS WEARING BLACK JERSEYS W/ BLACK PANTS	1-0	20-6
			RAVENS WEARING BLACK JERSEYS W/ PURPLE PANTS	0-1	4-1
RAVENS HAVE 100-YARD RUSHER	9-1	96-33-1			
RAVENS HAVE 300 NET PASSING YARDS	2-0	28-22			
RAVENS HAVE 300-YARD PASSER	2-0	33-28			
RAVENS HAVE 1 100-YARD RECEIVER	6-2	59-43			
RAVENS HAVE 2 100-YARD RECEIVERS	0-0	3-4			
RAVENS SCORE A KR TD	0-0	5-6			
RAVENS SCORE A PR TD	0-0	13-3			

POSTSEASON TEAM RECORD WHEN...

RAVENS 2024 POSTSEASON RECORD WHEN...

CATEGORY	2024 SEASON W-L-T	ALL-TIME W-L-T	CATEGORY	2024 SEASON W-L-T	ALL-TIME W-L-T
OVERALL	1-1	18-14	IN DECEMBER	0-0	1-0
HOME	1-0	5-5	IN JANUARY	1-1	16-14
RAVENS AT M&T BANK STADIUM	1-0	5-5	IN FEBRUARY	0-0	1-0
RAVENS ON THE ROAD	0-1	11-9			
RAVENS AT A NEUTRAL SITE	0-0	2-0	ON SUNDAY NIGHT	0-1	3-3
RAVENS OUTDOORS	0-0	16-12	ON THURSDAY NIGHT	0-0	0-0
RAVENS INDOORS	1-1	2-2	ON MONDAY NIGHT	0-0	0-0
			ON SATURDAY	1-0	5-7
RAVENS SCORE FIRST	1-1	9-2			
OPPONENT SCORES FIRST	0-0	9-12	DAY GAMES	0-0	13-8
RAVENS SCORE ON FIRST POSSESSION	1-1	5-3	NIGHT GAMES	1-1	5-6
RAVENS SCORE 20 OR MORE POINTS	1-1	16-4			
RAVENS SCORE 19 OR LESS POINTS	0-0	2-10	VS. AFC NORTH OVERALL	1-0	2-3
RAVENS ALLOW 20 OR MORE	0-1	2-11	VS. AFC NORTH AT HOME	1-0	1-0
RAVENS ALLOW 19 OR LESS POINTS	1-0	16-3	VS. AFC NORTH ON THE ROAD	0-0	1-3
RAVENS LEAD AFTER 1ST QUARTER	1-0	5-2	VS. AFC	1-1	16-14
RAVENS TRAIL AFTER 1ST QUARTER	0-0	6-8	VS. AFC EAST	0-1	4-4
SCORE TIED AFTER 1ST QUARTER	0-1	7-4	VS. AFC SOUTH	0-0	5-4
RAVENS LEAD AT HALFTIME	1-0	12-4	VS. AFC WEST	0-0	4-2
RAVENS TRAIL AT HALFTIME	0-1	1-9			
SCORE TIED AT HALFTIME	0-0	5-1	VS. NFC	0-0	2-0
RAVENS LEAD AFTER 3RD QUARTER	1-0	15-1	VS. NFC EAST	0-0	1-0
RAVENS TRAIL AFTER 3RD QUARTER	0-1	0-10	VS. NFC SOUTH	0-0	0-0
SCORE TIED AFTER 3RD QUARTER	0-0	3-3	VS. NFC NORTH	0-0	0-0
GAME GOES TO OVERTIME	0-0	1-0	VS. NFC WEST	0-0	1-0
RAVENS HAVE + TURNOVER RATIO	0-0	14-2			
RAVENS HAVE - TURNOVER RATIO	0-1	0-12			
TURNOVER RATIO EVEN	1-0	4-0			
RAVENS HAVE 30:00+TOP	1-0	13-5			
RAVENS HAVE LESS THAN 30:00 TOP	0-1	5-9			
RAVENS HAVE 100-YARD RUSHER	1-0	9-2			
RAVENS HAVE 300 NET PASSING YARDS	0-0	1-1			
RAVENS HAVE 300-YARD PASSER	0-0	1-2			
RAVENS HAVE 1 100-YARD RECEIVER	0-0	5-3			
RAVENS HAVE 2 100-YARD RECEIVERS	0-0	0-0			
RAVENS SCORE A KR TD	0-0	2-0			
RAVENS SCORE A PR TD	0-0	0-1			

THE LAST TIME IT HAPPENED

BY RAVENS

BY OPPONENT

RUSHING

* Never Has Happened *	300 YARDS RUSHING	* Never Has Happened *
204 YDs, Ray Rice @ Cleveland, 12/04/11	200 YARDS RUSHING	* Never Has Happened *
138 YDs, Derrick Henry vs. Cleveland, 01/04/25	100 YARDS RUSHING	107 YDs, Saquon Barkley vs. Philadelphia, 12/01/24
138 YDs, Derrick Henry vs. Cleveland, 01/04/25	75+ YARD RUSHING	107 YDs, Saquon Barkley vs. Philadelphia, 12/01/24
* Never Has Happened *	FIVE TOUCHDOWNS RUSHING	* Never Has Happened *
* Never Has Happened *	FOUR TOUCHDOWNS RUSHING	* Never Has Happened *
3 TDs, Gus Edwards: (1, 7, 1) @ Arizona, 10/29/23	THREE TOUCHDOWNS RUSHING	3 TDs, Nick Chubb: (14, 2, 88) vs. Cleveland, 09/29/19
2 TDs, Derrick Henry: (2, 43) vs. Cleveland, 01/04/25	TWO TOUCHDOWNS RUSHING	2 TDs, Josh Jacobs: (2, 15) @ Las Vegas, 09/13/21
Gus Edwards: (11, 19)/Lamar Jackson: (5, 17) @ Cleveland, 12/14/20	TWO PLAYERS WITH TWO TD RUSHING	* Never Has Happened *
404 YDs, Baltimore 38, Cincinnati 3 @ Cincinnati, 01/03/21	OVER 400 YARDS RUSHING (TEAM)	* Never Has Happened *
308 YDs, Baltimore 48, Detroit 3 vs. Detroit, 12/13/09	300-399 YARDS RUSHING (TEAM)	* Never Has Happened *
220 YDs, Baltimore 35, Cleveland 10 vs. Cleveland, 01/04/25	200-299 YARDS RUSHING (TEAM)	231 YDs, Chicago 27, Baltimore 24 vs. Chicago, 10/15/17

BY RAVENS

BY OPPONENT

RECEIVING

108 YDs/104 YDs, Rashod Bateman/Mark Andrews vs. Miami, 09/18/22	TWO 100-YARD RECEIVERS	126 YDs/113 YDs, George Kittle/Brandon Aiyuk @ San Francisco, 12/25/23
258 YDs, Qadry Ismail @ Pittsburgh, 12/12/99	200 YARDS RECEIVING	264 YDs, Ja'Marr Chase vs. Cincinnati, 11/07/24
186 YDs, Steve Smith vs. Cincinnati, 09/27/15	150 YARDS RECEIVING	264 YDs, Ja'Marr Chase vs. Cincinnati, 11/07/24
100 YDs, Zay Flowers vs. Pittsburgh, 12/21/24	100 YARDS RECEIVING	264 YDs, Ja'Marr Chase vs. Cincinnati, 11/07/24
* Never Has Happened *	FIVE TOUCHDOWN RECEPTIONS	* Never Has Happened *
4 TDs, Marcus Robinson: (13, 50, 25, 9) vs. Seattle, 11/23/03	FOUR TOUCHDOWN RECEPTIONS	* Never Has Happened *
3 TDs, Torrey Smith: (74, 41, 18) @ St. Louis, 09/25/11	THREE TOUCHDOWN RECEPTIONS	3 TDs, Ja'Marr Chase: (67, 70, 5) vs. Cincinnati, 11/07/24
2 TDs, Rashod Bateman: (49, 20) @ N.Y. Giants, 12/15/24	TWO TOUCHDOWN RECEPTIONS	3 TDs, Ja'Marr Chase: (67, 70, 5) vs. Cincinnati, 11/07/24
Marquise Brown: (43, 5)/Mark Andrews: (5, 4) vs. Indianapolis, 10/11/21	TWO PLAYERS WITH TWO TD RECEPTIONS	Ja'Marr Chase: (41, 70)/Tee Higgins: (11, 5) @ Cincinnati, 10/06/24

BY RAVENS

BY OPPONENT

PASSING

* Never Has Happened *	500 YARDS PASSING	525 YDs, Joe Burrow @ Cincinnati, 12/26/21
442 YDs, Lamar Jackson vs. Indianapolis, 10/11/21	400 YARDS PASSING	428 YDs, Joe Burrow vs. Cincinnati, 11/07/24
323 YDs, Lamar Jackson vs. Washington, 10/13/24	300 YARDS PASSING	428 YDs, Joe Burrow vs. Cincinnati, 11/07/24
* Never Has Happened *	SEVEN TOUCHDOWN PASSES	7 TDs, Peyton Manning: (24, 23, 28, 5, 2, 26, 78) @ Denver, 09/05/13
* Never Has Happened *	SIX TOUCHDOWN PASSES	6 TDs, Tua Tagovailoa: (6, 14, 2, 48, 60, 7) vs. Miami, 09/18/22
5 TDs, Lamar Jackson: (13, 49, 20, 21, 27) @ N.Y. Giants, 12/15/24	FIVE TOUCHDOWN PASSES	5 TDs, Joe Burrow: (11, 41, 5, 4, 70) @ Cincinnati, 10/06/24
5 TDs, Lamar Jackson: (13, 49, 20, 21, 27) @ N.Y. Giants, 12/15/24	FOUR TOUCHDOWN PASSES	4 TDs, Joe Burrow: (3, 67, 70, 5) vs. Cincinnati, 11/07/24
3 TDs, Lamar Jackson: (9, 14, 7) vs. Pittsburgh, 12/21/24	THREE TOUCHDOWN PASSES	4 TDs, Joe Burrow: (3, 67, 70, 5) vs. Cincinnati, 11/07/24
56 ATT., Joe Flacco @ Cleveland, 10/07/18	50+ PASS ATTEMPTS	56 ATT., Joe Burrow vs. Cincinnati, 11/07/24
42 ATT., Lamar Jackson @ Cincinnati, 10/06/24	40+ PASS ATTEMPTS	56 ATT., Joe Burrow vs. Cincinnati, 11/07/24

THE LAST TIME IT HAPPENED

4 INTs, Lamar Jackson vs. Cleveland, 11/28/21	FOUR INTERCEPTIONS THROWN	4 INTs, Brock Purdy @ San Francisco, 12/25/23
4 INTs, Lamar Jackson vs. Cleveland, 11/28/21	THREE INTERCEPTIONS THROWN	4 INTs, Brock Purdy @ San Francisco, 12/25/23
2 INTs, Lamar Jackson vs. Cleveland, 11/12/23	TWO INTERCEPTIONS THROWN	2 INTs, Bailey Zappe vs. Cleveland, 01/04/25

BY RAVENS		BY OPPONENT
-----------	--	-------------

COMBINED YARDS

132 YDs/323 YDs, Derrick Henry/Lamar Jackson vs. Washington, 10/13/24	100-YARD RUSHER AND 300-YARD PASSER	165 YDs/342 YDs, Nick Chubb/Baker Mayfield vs. Cleveland, 09/29/19
132 YDs/323 YDs, Zay Flowers/Lamar Jackson vs. Washington, 10/13/24	100-YARD RECEIVER AND 300-YARD PASSER	264 YDs/428 YDs, Ja'Marr Chase/Joe Burrow vs. Cincinnati, 11/07/24
162 YDs/100 YDs, Derrick Henry/Zay Flowers vs. Pittsburgh, 12/21/24	100-YARD RUSHER AND 100-YARD RECEIVER	103 YDs/126/113 YDs, Christian McCaffrey/George Kittle/Brandon Aiyuk @ San Francisco, 12/25/23
132 YDs/323 YDs/132 YDs, Derrick Henry/Lamar Jackson vs. Washington, 10/13/24	100-YARD RUSHER, 300-YARD PASSER, 100-YARD RECEIVER	165 YDs/342 YDs/167 YDs, Nick Chubb/Baker Mayfield Jarvis Landry vs. Cleveland, 09/29/19

BY RAVENS		BY OPPONENT
-----------	--	-------------

DEFENSE

26 YDs, Nate Wiggins: (8:38) (Shotgun) 2-B.Zappe pass short right intended for 8-E.Moore INTERCEPTED by 2-N.Wiggins at CLV 26. 2-N.Wiggins for 26 yards, TOUCHDOWN. vs. Cleveland, 01/04/25	INTERCEPTED PASS RETURNED FOR A TOUCHDOWN	34 YDs, Greg Newsome II: (8:24) (Shotgun) 8-L.Jackson pass short right intended for 42-P.Ricard INTERCEPTED by 0-G.Newsome (54-O.Okoronkwo) at BLT 34. 0-G.Newsome for 34 yards, TOUCHDOWN. vs. Cleveland, 11/12/23
65 YDs, Chuck Clark: (1:28) (Shotgun) 28-J.Taylor right end to BLT 36 for 9 yards (40-M.Harrison, 24-M.Peters). FUMBLES (24-M.Peters), RECOVERED by BLT-36-C.Clark at BLT 35. 36-C.Clark for 65 yards, TOUCHDOWN. @ Indianapolis, 11/08/20	FUMBLE RETURNED FOR A TOUCHDOWN	15 YDs, Myles Garrett: (:58) (Shotgun) T.Huntley sacked at BLT 12 for -8 yards (M.Garrett). FUMBLES (M.Garrett), RECOVERED by CLV-M.Garrett at BLT 15. M.Garrett for 15 yards, TOUCHDOWN. @ Cleveland, 12/12/21
(2:05) (Shotgun) 10-G.Minschew sacked ob in End Zone for -1 yards, SAFETY. vs. Indianapolis, 09/24/23	SAFETY SCORED	Kamari Lassiter: (10:15) (Shotgun) 22-D.Henry left guard tackled in End Zone for -4 yards, SAFETY (4-K.Lassiter). @ Houston, 12/25/24
Baltimore 21, Tennessee 0 @ Tennessee, 10/14/18	SHUTOUT	Tampa Bay 25, Baltimore vs. Tampa Bay, 09/15/02
4.0 SK, Peter Boulware vs. Minnesota, 01/07/02	FOUR SACK GAME	4.0 SK, Antwan Barnes @ San Diego, 12/18/11
3.0 SK, Nnamdi Madubuike vs. Cincinnati, 11/07/24	THREE SACK GAME	3.0 SK, Deatrich Wise Jr. @ New England, 09/25/22
2.5 SK, Odafe Oweh @ Pittsburgh, 11/17/24	TWO SACK GAME	2.0 SK, Dante Fowler vs. Washington, 10/13/24
89t YDs, Marcus Peters @ Cincinnati, 11/10/19	70+ YARD INTERCEPTION RETURN	89t YDs, Darqueze Dennard vs. Cincinnati, 12/31/17
2 INTs, Marlon Humphrey @ Tampa Bay, 10/21/24	TWO INTERCEPTIONS	2 INTs, Justin Simmons vs. Denver, 12/04/22
* Never Has Happened *	THREE INTERCEPTIONS	3 INTs, Anthony Henry vs. Cleveland, 11/18/01
* Never Has Happened *	FOUR INTERCEPTIONS	* Never Has Happened *

94 YDs, Baltimore 16, Pittsburgh 14 @ Pittsburgh, 12/11/22	LESS THAN 100 NET PASSING YARDS	73 YDs, Baltimore 28, Cleveland 3 @ Cleveland, 10/01/23
131 YDs, Baltimore 26, Atlanta 16 @ Atlanta, 12/02/18	LESS THAN 150 YARDS NET OFFENSE	146 YDs, Jacksonville 12, Baltimore 7 @ Jacksonville, 10/24/11
151 YDs, Baltimore 37, Seattle 3 vs. Seattle, 11/05/23	LESS THAN 200 YARDS NET OFFENSE	186 YDs, Jacksonville 44, Baltimore 7 @ Jacksonville, 09/24/17
230 YDs, Baltimore 35, Cleveland 10 vs. Cleveland, 01/04/25	LESS THAN 300 YARDS NET OFFENSE	224 YDs, Pittsburgh 17, Baltimore 10 vs. Pittsburgh, 01/06/24
3 TO, Baltimore 56, Miami 19 vs. Miami, 12/31/23	FORCED THREE+ TURNOVERS	3 TO, Pittsburgh 18, Baltimore 16 @ Pittsburgh, 11/17/24

BY RAVENS		BY OPPONENT
-----------	--	-------------

SPECIAL TEAMS

103 YDs, Devin Duvernay: 7-J.Sanders kicks 68 yards from MIA 35 to BLT -3. 13-D.Duvernay for 103 yards, TOUCHDOWN. vs. Miami, 09/18/22	KICKOFF RETURNED FOR A TOUCHDOWN	98 YDs, Kene Nwangwu: 9-J.Tucker kicks 63 yards from BLT 35 to MIN 02. 26-K.Nwangwu for 98 yards, TOUCHDOWN. vs. Minnesota, 11/07/21
--	---	--

THE LAST TIME IT HAPPENED

76 YDs, Tylan Wallace: (8:07) 42-E.Evans punts 50 yards to BLT 24, Center-47-A.Ward. 16-T.Wallace for 76 yards, TOUCHDOWN. vs. L.A. Rams, 12/10/23

PUNT RETURNED FOR A TOUCHDOWN

81 YDs, Charlie Jones: (13:31) 11-J.Stout punts 54 yards to CIN 19, Center-69-T.Ott. 15-C.Jones for 81 yards, TOUCHDOWN. @ Cincinnati, 09/17/23

Brent Urban: (:03) 6-T.Coons 51 yard field goal is BLOCKED (96-B.Urban), Center-47-C.Hughlett, Holder-8-A.Lee, RECOVERED by BLT-33-W.Hill at BLT 36. 33-W.Hill for 64 yards, TOUCHDOWN. @ Cleveland, 11/30/15

BLOCKED FIELD GOAL RETURNED FOR A TOUCHDOWN

* Never Has Happened *

Javorius Allen: (13:44) (Punt formation) 4-J.Berry punt is BLOCKED by 37-J.Allen, Center-60-G.Warren, RECOVERED by BLT-10-C.Moore at PIT 14. 10-C.Moore for 14 yards, TOUCHDOWN. vs. Pittsburgh, 11/06/16

BLOCKED PUNT RETURNED FOR A TOUCHDOWN

Tarell Basham: (12:13) (Punt formation) 4-S.Koch punt is BLOCKED by 93-T.Basham, Center-46-M.Cox, RECOVERED by NYJ-49-B.Bello at BLT 14. 49-B.Bello for 14 yards, TOUCHDOWN. vs. N.Y. Jets, 12/12/19

66 YDs, Justin Tucker: (:03) 9-J.Tucker 66 yard field goal is GOOD, Center-46-N.Moore, Holder-4-S.Koch. @ Detroit, 09/26/21

MADE FIELD GOAL OF 60 YARDS OR LONGER

65 YDs, Brandon Aubrey: (:06) 17-B.Aubrey 51 yard field goal is GOOD, Center-44-T.Sieg, Holder-5-B.Anger. @ Dallas, 09/22/24

52 YDs, Justin Tucker: (2:51) 9-J.Tucker 52 yard field goal is GOOD, Center-46-N.Moore, Holder-11-J.Stout. @ Houston, 12/25/24

MADE FIELD GOAL OF 50-59 YARDS

51 YDs, Chris Boswell: (:05) 9-C.Boswell 51 yard field goal is GOOD, Center-46-C.Kuntz, Holder-8-C.Waitman. vs. Pittsburgh, 12/21/24

55 YDs, Justin Tucker: (2:27) 9-J.Tucker 55 yard field goal is BLOCKED (96-J.Elliott), Center-69-T.Ott, Holder-11-J.Stout, RECOVERED by CLV-5-A.Walker at CLV 35. 5-A.Walker pushed ob at BLT 38 for 27 yards (11-J.Stout). vs. Cleveland, 11/12/23

BLOCKED FIELD GOAL

52 YDs, Austin Seibert: (:05) 3-A.Seibert 52 yard field goal is BLOCKED (66-B.Cleveland), Center-69-T.Ott, Holder-10-T.Way. vs. Washington, 10/13/24

Jordan Stout: (11:18) 11-J.Stout punt is BLOCKED by 28-M.Killebrew, Center-69-T.Ott, ball out of bounds in End Zone, SAFETY. @ Pittsburgh, 10/08/23

BLOCKED PUNT

Jordan Berry: (13:44) (Punt formation) 4-J.Berry punt is BLOCKED by 37-J.Allen, Center-60-G.Warren, RECOVERED by BLT-10-C.Moore at PIT 14. 10-C.Moore for 14 yards, TOUCHDOWN. vs. Pittsburgh, 11/06/16

Justin Tucker: 9-J.Tucker extra point is No Good, Hit Left Upright, Center-46-N.Moore, Holder-11-J.Stout. vs. Philadelphia, 12/01/24

MISSED POINT AFTER TOUCHDOWN ATTEMPT

Dustin Hopkins: 7-D.Hopkins extra point is No Good, Wide Left, Center-47-C.Hughlett, Holder-13-C.Bojorquez. vs. Cleveland, 11/12/23

Patrick Murray [Lawrence Guy blocked]: 2-P.Murray extra point is Blocked (93-L.Guy), Center-47-C.Hughlett, Holder-4-B.Colquitt. DEFENSIVE TWO-POINT ATTEMPT. 36-T.Young recovered the blocked kick. ATTEMPT SUCCEEDS. @ Cleveland, 09/18/16

POINT AFTER TOUCHDOWN ATTEMPT BLOCKED

Justin Tucker [Denico Autry blocked]: 9-J.Tucker extra point is Blocked (96-D.Autry), Center-69-T.Ott, Holder-11-J.Stout. @ Tennessee, 10/15/23

Chuck Clark: 9-J.Tucker kicks onside 6 yards from BLT 35 to BLT 41. RECOVERED by BLT-36-C.Clark. @ Cleveland, 12/12/21

SUCCESSFUL ONSIDE KICK

Tavierre Thomas: 4-C.McLaughlin kicks onside 13 yards from TB 35 to TB 48. RECOVERED by TB-37-T.Thomas. @ Tampa Bay, 10/21/24

6 FG, Justin Tucker: (41, 28, 23, 29, 20, 36) @ Tennessee, 10/15/23

SIX FIELD GOALS

6 FG, Chris Boswell: (32, 52, 32, 57, 27, 50) @ Pittsburgh, 11/17/24

6 FG, Justin Tucker: (41, 28, 23, 29, 20, 36) @ Tennessee, 10/15/23

FIVE FIELD GOALS

6 FG, Chris Boswell: (32, 52, 32, 57, 27, 50) @ Pittsburgh, 11/17/24

6 FG, Justin Tucker: (41, 28, 23, 29, 20, 36) @ Tennessee, 10/15/23

FOUR FIELD GOALS

6 FG, Chris Boswell: (32, 52, 32, 57, 27, 50) @ Pittsburgh, 11/17/24

3 FG, Justin Tucker: (45, 32, 39) vs. Washington, 10/13/24

THREE FIELD GOALS

3 FG, Cameron Dicker: (42, 52, 52) @ L.A. Chargers, 11/25/24

70 yds, Jordan Stout vs. Cleveland, 01/04/25

70+ YARD PUNT

71 yds, Corliss Waitman @ Pittsburgh, 11/17/24

BY RAVENS

BY OPPONENT

TEAM/MISCELLANEOUS

508 YDs, Baltimore 508, Tampa Bay 481 @ Tampa Bay, 10/21/24

500 TOTAL YARDS OF OFFENSE

547 YDs, Miami 547, Baltimore 473 vs. Miami, 09/18/22

437 YDs, Baltimore 437, Cleveland 230 vs. Cleveland, 01/04/25

400-499 TOTAL YARDS OF OFFENSE

470 YDs, Cincinnati 470, Baltimore 389 vs. Cincinnati, 11/07/24

THE LAST TIME IT HAPPENED

ST: (6:11) (No Huddle, Shotgun) D.Carr sacked at OAK 33 for -5 yards (M.Judon). FUMBLES (M.Judon) [M.Judon], RECOVERED by BLT-T.Suggs at OAK 43. T.Suggs for 43 yards, TOUCHDOWN. Suggs' 3rd career touchdown.DEF: (11:20) (Shotgun) L.Jackson pass short right to M.Crabtree for 8 yards, TOUCHDOWN.DEF: (8:16) L.Jackson left end for 5 yards, TOUCHDOWN.OFF: (13:01) (Punt formation) J.Townsend punts 52 yards to BLT 30, Center-T.Sieg. C.Jones for 70 yards, TOUCHDOWN. vs. Oakland, 11/25/18

* Never Has Happened *

TOUCHDOWN ON OFFENSE, DEFENSE AND SPECIAL TEAMS

Lamar Jackson: TWO-POINT CONVERSION ATTEMPT. 8-L.Jackson rushes left end. ATTEMPT SUCCEEDS. vs. Cincinnati, 11/07/24

MADE TWO-POINT CONVERSION

Baker Mayfield: TWO-POINT CONVERSION ATTEMPT. 6-B.Mayfield pass to 17-S.Shepard is complete. ATTEMPT SUCCEEDS. @ Tampa Bay, 10/21/24

Lamar Jackson: TWO-POINT CONVERSION ATTEMPT. 8-L.Jackson pass to 4-Z.Flowers is incomplete. ATTEMPT FAILS. @ L.A. Chargers, 11/25/24

FAILED TWO-POINT CONVERSION

Joe Burrow: TWO-POINT CONVERSION ATTEMPT. 9-J.Burrow pass to 87-T.Hudson is incomplete. ATTEMPT FAILS. vs. Cincinnati, 11/07/24

Baltimore 56, Miami 19 vs. Miami, 12/31/23

50 POINTS

* Never Has Happened *

Baltimore 41, Denver 10 vs. Denver, 11/03/24

40 POINTS

Miami 42, Baltimore 38 vs. Miami, 09/18/22

Baltimore 41, Cincinnati 38 @ Cincinnati, 10/06/24

OVERTIME WIN

Indianapolis 22, Baltimore 19 vs. Indianapolis, 09/24/23

Indianapolis 22, Baltimore 19 vs. Indianapolis, 09/24/23

OVERTIME LOSS

Baltimore 41, Cincinnati 38 @ Cincinnati, 10/06/24

Baltimore 10, Philadelphia 10 vs. Philadelphia, 11/16/97

OVERTIME TIE

Baltimore 10, Philadelphia 10 vs. Philadelphia, 11/16/97

0 TO, Baltimore 35, Cleveland 10 vs. Cleveland, 01/04/25

NO TURNOVERS

0 TO, Philadelphia 24, Baltimore 19 vs. Philadelphia, 12/01/24

40:04 TOP, Baltimore 37, Seattle 3 vs. Seattle, 11/05/23

OVER 40:00 TIME OF POSSESSION (NON-OT)

40:03 TOP, Baltimore 31, Dallas 29 vs. Dallas, 10/14/12

Baltimore 35, Cleveland 10 vs. Cleveland, 01/04/25

WON GAME BY 20+ POINTS

Cincinnati 41, Baltimore 21 @ Cincinnati, 12/26/21

THE LAST TIME IT HAPPENED (POSTSEASON)

BY RAVENS

BY OPPONENT

RUSHING

* Never Has Happened *	300 YARDS RUSHING	* Never Has Happened *
* Never Has Happened *	200 YARDS RUSHING	* Never Has Happened *
186 YDs, Derrick Henry vs. Pittsburgh, 01/11/25 (no games since)	100 YARDS RUSHING	195 YDs, Derrick Henry vs. Tennessee, 01/11/20 (no games since)
84 YDs, Derrick Henry @ Buffalo, 01/19/25 (no games since)	75+ YARD RUSHING	195 YDs, Derrick Henry vs. Tennessee, 01/11/20 (no games since)
* Never Has Happened *	FIVE TOUCHDOWNS RUSHING	* Never Has Happened *
* Never Has Happened *	FOUR TOUCHDOWNS RUSHING	* Never Has Happened *
* Never Has Happened *	THREE TOUCHDOWNS RUSHING	* Never Has Happened *
2 TDs, Derrick Henry: (8, 44) vs. Pittsburgh, 01/11/25 (no games since)	TWO TOUCHDOWNS RUSHING	2 TDs, Josh Allen: (1, 4) @ Buffalo, 01/19/25 (no games since)
* Never Has Happened *	TWO PLAYERS WITH TWO TD RUSHING	* Never Has Happened *
* Never Has Happened *	OVER 400 YARDS RUSHING (TEAM)	* Never Has Happened *
* Never Has Happened *	300-399 YARDS RUSHING (TEAM)	* Never Has Happened *
299 YDs, Baltimore 28, Pittsburgh 14 vs. Pittsburgh, 01/11/25 (no games since)	200-299 YARDS RUSHING (TEAM)	217 YDs, Tennessee 28, Baltimore 12 vs. Tennessee, 01/11/20 (no games since)

BY RAVENS

BY OPPONENT

RECEIVING

* Never Has Happened *	TWO 100-YARD RECEIVERS	109 YDs/104 YDs, Michael Crabtree/Vernon Davis @ San Francisco, 02/03/13 (no games since)
* Never Has Happened *	200 YARDS RECEIVING	* Never Has Happened *
* Never Has Happened *	150 YARDS RECEIVING	* Never Has Happened *
115 YDs, Zay Flowers vs. Kansas City, 01/28/24 (no games since)	100 YARDS RECEIVING	116 YDs, Travis Kelce vs. Kansas City, 01/28/24 (no games since)
* Never Has Happened *	FIVE TOUCHDOWN RECEPTIONS	* Never Has Happened *
* Never Has Happened *	FOUR TOUCHDOWN RECEPTIONS	* Never Has Happened *
* Never Has Happened *	THREE TOUCHDOWN RECEPTIONS	* Never Has Happened *
2 TDs, Michael Crabtree: (31, 7) vs. L.A. Chargers, 01/06/19 (no games since)	TWO TOUCHDOWN RECEPTIONS	2 TDs, Danny Amendola: (15, 51) @ New England, 01/10/15 (no games since)
* Never Has Happened *	TWO PLAYERS WITH TWO TD RECEPTIONS	* Never Has Happened *

BY RAVENS

BY OPPONENT

PASSING

* Never Has Happened *	500 YARDS PASSING	* Never Has Happened *
* Never Has Happened *	400 YARDS PASSING	* Never Has Happened *
365 YDs, Lamar Jackson vs. Tennessee, 01/11/20 (no games since)	300 YARDS PASSING	367 YDs, Tom Brady @ New England, 01/10/15 (no games since)
* Never Has Happened *	SEVEN TOUCHDOWN PASSES	* Never Has Happened *
* Never Has Happened *	SIX TOUCHDOWN PASSES	* Never Has Happened *
* Never Has Happened *	FIVE TOUCHDOWN PASSES	* Never Has Happened *
4 TDs, Joe Flacco: (19, 9, 11, 16) @ New England, 01/10/15 (no games since)	FOUR TOUCHDOWN PASSES	* Never Has Happened *
4 TDs, Joe Flacco: (19, 9, 11, 16) @ New England, 01/10/15 (no games since)	THREE TOUCHDOWN PASSES	3 TDs, Tom Brady: (15, 5, 23) @ New England, 01/10/15 (no games since)
59 ATT., Lamar Jackson vs. Tennessee, 01/11/20 (no games since)	50+ PASS ATTEMPTS	50 ATT., Tom Brady @ New England, 01/10/15 (no games since)

THE LAST TIME IT HAPPENED (POSTSEASON)

59 ATT., Lamar Jackson vs. Tennessee, 01/11/20 (no games since)	40+ PASS ATTEMPTS	50 ATT., Tom Brady @ New England, 01/10/15 (no games since)
* Never Has Happened *	FOUR INTERCEPTIONS THROWN	4 INTs, Chad Pennington @ Miami, 01/04/09 (no games since)
3 INTs, Joe Flacco @ Pittsburgh, 01/18/09 (no games since)	THREE INTERCEPTIONS THROWN	3 INTs, T.J. Yates vs. Houston, 01/15/12 (no games since)
2 INTs, Lamar Jackson vs. Tennessee, 01/11/20 (no games since)	TWO INTERCEPTIONS THROWN	2 INTs, Ben Roethlisberger @ Pittsburgh, 01/03/15 (no games since)
BY RAVENS		BY OPPONENT
COMBINED YARDS		
131 YDs/331 YDs, Ray Rice/Joe Flacco @ Denver, 01/12/13 (no games since)	100-YARD RUSHER AND 300-YARD PASSER	110 YDs/302 YDs, Frank Gore/Colin Kaepernick @ San Francisco, 02/03/13 (no games since)
126 YDs/365 YDs, Marquise Brown/Lamar Jackson vs. Tennessee, 01/11/20 (no games since)	100-YARD RECEIVER AND 300-YARD PASSER	108 YDs/367 YDs, Rob Gronkowski/Tom Brady @ New England, 01/10/15 (no games since)
136 YDs/109 YDs, Lamar Jackson/Marquise Brown @ Tennessee, 01/10/21 (no games since)	100-YARD RUSHER AND 100-YARD RECEIVER	110 YDs/104/109 YDs, Frank Gore/Vernon Davis/Michael Crabtree @ San Francisco, 02/03/13 (no games since)
143 YDs/365 YDs/126 YDs, Lamar Jackson/Lamar Jackson Marquise Brown vs. Tennessee, 01/11/20 (no games since)	100-YARD RUSHER, 300-YARD PASSER, 100-YARD RECEIVER	110 YDs/302 YDs/104 YDs, Frank Gore/Colin Kaepernick Vernon Davis @ San Francisco, 02/03/13 (no games since)
BY RAVENS		BY OPPONENT
DEFENSE		
39 YDs, Corey Graham: (9:58) (Shotgun) 18-P.Manning pass short right intended for 87-E.Decker INTERCEPTED by 24-C.Graham (23-C.Brown) at DEN 39. 24-C.Graham for 39 yards, TOUCHDOWN. @ Denver, 01/12/13 (no games since)	INTERCEPTED PASS RETURNED FOR A TOUCHDOWN	101 YDs, Taron Johnson: (:58) (Shotgun) 8-L.Jackson pass short middle intended for 89-M.Andrews INTERCEPTED by 24-T.Johnson at BUF -1. 24-T.Johnson for 101 yards, TOUCHDOWN. @ Buffalo, 01/16/21 (no games since)
13 YDs, Cory Redding: (1:07) (Shotgun) 7-B.Roethlisberger sacked at PIT 3 for -7 yards (55-T.Suggs). FUMBLES (55-T.Suggs), RECOVERED by BLT-93-C.Redding at PIT 13. 93-C.Redding for 13 yards, TOUCHDOWN. Pittsburgh challenged the fumble ruling, and the play was Upheld. (Timeout #1 at 00:53.) @ Pittsburgh, 01/15/11 (no games since)	FUMBLE RETURNED FOR A TOUCHDOWN	98 YDs, Sam Hubbard: (11:54) 2-T.Huntley up the middle to CIN 1 for no gain (55-L.Wilson; 57-G.Pratt). FUMBLES (55-L.Wilson), RECOVERED by CIN-94-S.Hubbard at CIN 2. 94-S.Hubbard for 98 yards, TOUCHDOWN. @ Cincinnati, 01/15/23 (no games since)
* Never Has Happened *	SAFETY SCORED	Shamarko Thomas: (2:00) (Punt formation) 4-S.Koch punt is BLOCKED by 29-S.Thomas, Center-48-P.Scales, ball out of bounds in End Zone, SAFETY. @ Pittsburgh, 01/03/15 (no games since)
* Never Has Happened *	SHUTOUT	* Never Has Happened *
* Never Has Happened *	FOUR SACK GAME	* Never Has Happened *
3.0 SK, Terrell Suggs @ Pittsburgh, 01/15/11 (no games since)	THREE SACK GAME	3.0 SK, James Harrison @ Pittsburgh, 01/15/11 (no games since)
2.0 SK, Nnamdi Madubuike vs. Pittsburgh, 01/11/25 (no games since)	TWO SACK GAME	2.0 SK, Jerry Hughes @ Buffalo, 01/16/21 (no games since)
* Never Has Happened *	70+ YARD INTERCEPTION RETURN	101t YDs, Taron Johnson @ Buffalo, 01/16/21 (no games since)
2 INTs, Corey Graham @ Denver, 01/12/13 (no games since)	TWO INTERCEPTIONS	2 INTs, Brent Alexander @ Pittsburgh, 01/20/02 (no games since)
* Never Has Happened *	THREE INTERCEPTIONS	* Never Has Happened *
* Never Has Happened *	FOUR INTERCEPTIONS	* Never Has Happened *
91 YDs, Pittsburgh 31, Baltimore 24 @ Pittsburgh, 01/15/11 (no games since)	LESS THAN 100 NET PASSING YARDS	83 YDs, Tennessee 28, Baltimore 12 vs. Tennessee, 01/11/20 (no games since)
* Never Has Happened *	LESS THAN 150 YARDS NET OFFENSE	126 YDs, Pittsburgh 31, Baltimore 24 @ Pittsburgh, 01/15/11 (no games since)

THE LAST TIME IT HAPPENED (POSTSEASON)

161 YDs, Baltimore 30, Kansas City 7 @ Kansas City, 01/09/11 (no games since)

LESS THAN 200 YARDS NET OFFENSE

126 YDs, Pittsburgh 31, Baltimore 24 @ Pittsburgh, 01/15/11 (no games since)

273 YDs, Buffalo 27, Baltimore 25 @ Buffalo, 01/19/25 (no games since)

LESS THAN 300 YARDS NET OFFENSE

229 YDs, L.A. Chargers 23, Baltimore 17 vs. L.A. Chargers, 01/06/19 (no games since)

3 TO, Baltimore 30, Pittsburgh 17 @ Pittsburgh, 01/03/15 (no games since)

FORCED THREE+ TURNOVERS

3 TO, Buffalo 27, Baltimore 25 @ Buffalo, 01/19/25 (no games since)

BY RAVENS

BY OPPONENT

SPECIAL TEAMS

108 YDs, Jacoby Jones: 2-D.Akers kicks 73 yards from SF 35 to BLT -8. 12-J.Jones for 108 yards, TOUCHDOWN. @ San Francisco, 02/03/13 (no games since)

KICKOFF RETURNED FOR A TOUCHDOWN

104 YDs, Trindon Holliday: 9-J.Tucker kicks 69 yards from BLT 35 to DEN -4. 11-T.Holliday for 104 yards, TOUCHDOWN. @ Denver, 01/12/13 (no games since)

88 YDs, Jermaine Lewis @ Pittsburgh, 01/20/02 (no games since)

PUNT RETURNED FOR A TOUCHDOWN

67 YDs, Steven Sims: (4:34) 11-J.Stout punts 45 yards to HST 33, Center-69-T.Ott. 82-S.Sims for 67 yards, TOUCHDOWN. vs. Houston, 01/20/24 (no games since)

* Never Has Happened *

BLOCKED FIELD GOAL RETURNED FOR A TOUCHDOWN

* Never Has Happened *

* Never Has Happened *

BLOCKED PUNT RETURNED FOR A TOUCHDOWN

* Never Has Happened *

* Never Has Happened *

MADE FIELD GOAL OF 60 YARDS OR LONGER

* Never Has Happened *

53 YDs, Justin Tucker: (8:40) 9-J.Tucker 53 yard field goal is GOOD, Center-69-T.Ott, Holder-11-J.Stout. vs. Houston, 01/20/24 (no games since)

MADE FIELD GOAL OF 50-59 YARDS

51 YDs, Tyler Bass: (12:08) 2-T.Bass 51 yard field goal is GOOD, Center-69-R.Ferguson, Holder-8-S.Martin. @ Buffalo, 01/19/25 (no games since)

* Never Has Happened *

BLOCKED FIELD GOAL

41 YDs, Michael Badgley: (13:51) (Field Goal formation) 4-M.Badgley 41 yard field goal is BLOCKED (90-Z.Smith), Center-47-M.Windt, Holder-5-D.Jones. vs. L.A. Chargers, 01/06/19 (no games since)

Sam Koch: (2:00) (Punt formation) 4-S.Koch punt is BLOCKED by 29-S.Thomas, Center-48-P.Scales, ball out of bounds in End Zone, SAFETY. @ Pittsburgh, 01/03/15 (no games since)

BLOCKED PUNT

* Never Has Happened *

* Never Has Happened *

MISSED POINT AFTER TOUCHDOWN ATTEMPT

Evan McPherson: 2-E.McPherson extra point is No Good, Wide Right, Center-48-C.Adamitis, Holder-4-D.Chrisman. @ Cincinnati, 01/15/23 (no games since)

Dan Carpenter [Frank Walker blocked]: (Kick formation) 5-D.Carpenter extra point is Blocked (41-F.Walker), Center-92-J.Denney, Holder-2-B.Fields. @ Miami, 01/04/09 (no games since)

POINT AFTER TOUCHDOWN ATTEMPT BLOCKED

* Never Has Happened *

* Never Has Happened *

SIX FIELD GOALS

* Never Has Happened *

* Never Has Happened *

FIVE FIELD GOALS

5 FG, Michael Badgley: (21, 53, 40, 34, 47) vs. L.A. Chargers, 01/06/19 (no games since)

* Never Has Happened *

FOUR FIELD GOALS

5 FG, Michael Badgley: (21, 53, 40, 34, 47) vs. L.A. Chargers, 01/06/19 (no games since)

3 FG, Justin Tucker: (28, 45, 52) @ Pittsburgh, 01/03/15 (no games since)

THREE FIELD GOALS

5 FG, Michael Badgley: (21, 53, 40, 34, 47) vs. L.A. Chargers, 01/06/19 (no games since)

* Never Has Happened *

70+ YARD PUNT

* Never Has Happened *

BY RAVENS

BY OPPONENT

TEAM/MISCELLANEOUS

530 YDs, Baltimore 530, Tennessee 300 vs. Tennessee, 01/11/20 (no games since)

500 TOTAL YARDS OF OFFENSE

* Never Has Happened *

416 YDs, Baltimore 416, Buffalo 273 @ Buffalo, 01/19/25 (no games since)

400-499 TOTAL YARDS OF OFFENSE

422 YDs, Baltimore 428, New England 422 @ New England, 01/10/15 (no games since)

* Never Has Happened *

TOUCHDOWN ON OFFENSE, DEFENSE AND SPECIAL TEAMS

* Never Has Happened *

* Never Has Happened *

MADE TWO-POINT CONVERSION

Joe Burrow: TWO-POINT CONVERSION ATTEMPT. 9-J.Burrow pass to 85-T.Higgins is complete. ATTEMPT SUCCEEDS. @ Cincinnati, 01/15/23 (no games since)

THE LAST TIME IT HAPPENED (POSTSEASON)

Lamar Jackson/Lamar Jackson: TWO-POINT CONVERSION ATTEMPT. 8-L.Jackson pass to 80-I.Likely is incomplete. ATTEMPT FAILS.TWO-POINT CONVERSION ATTEMPT. 8-L.Jackson pass to 89-M.Andrews is incomplete. ATTEMPT FAILS. ** Injury Update: BLT-7-R.Bateman has returned to the game. @ Buffalo, 01/19/25 (no games since)

Ben Roethlisberger: (Run formation) TWO-POINT CONVERSION ATTEMPT. 7-B.Roethlisberger pass to 84-A.Brown is incomplete. ATTEMPT FAILS. Intercepted by 26-Elam. @ Pittsburgh, 01/03/15 (no games since)

FAILED TWO-POINT CONVERSION

* Never Has Happened *	50 POINTS	* Never Has Happened *
* Never Has Happened *	40 POINTS	* Never Has Happened *
Baltimore 38, Denver 35 @ Denver, 01/12/13 (no games since)	OVERTIME WIN	* Never Has Happened *
* Never Has Happened *	OVERTIME LOSS	Baltimore 38, Denver 35 @ Denver, 01/12/13 (no games since)
* Never Has Happened *	OVERTIME TIE	* Never Has Happened *
0 TO, Baltimore 28, Pittsburgh 14 vs. Pittsburgh, 01/11/25 (no games since)	NO TURNOVERS	0 TO, Buffalo 27, Baltimore 25 @ Buffalo, 01/19/25 (no games since)
41:44 TOP, Baltimore 30, Kansas City 7 @ Kansas City, 01/09/11 (no games since)	OVER 40:00 TIME OF POSSESSION (NON-OT)	40:45 TOP, Pittsburgh 27, Baltimore 10 @ Pittsburgh, 01/20/02 (no games since)
Baltimore 34, Houston 10 vs. Houston, 01/20/24 (no games since)	WON GAME BY 20+ POINTS	* Never Has Happened *



GAME 1: RAVENS 20, CHIEFS 27

Baltimore (0-1) • Kansas City (1-0)

Thursday, September 5, 2024 • 8:20 PM EDT • GEHA Field at Arrowhead Stadium • Kansas City

Temp: 67° F, Humidity: 53%, Wind: NE 8 mph • Attendance: 73,611 • Time: 3:10



Baltimore Ravens	7	3	0	10	—	20
Kansas City Chiefs	7	6	7	7	—	27

SCORING DRIVES						KANSAS CITY CHIEFS (HEAD COACH: ANDY REID)											
TEAM	QTR	TIME	SCORING PLAY	BAL	KC	OFFENSE						DEFENSE					
Ravens	1	08:14	D.Henry 5 yd. run (J.Tucker kick) (11-70, 6:46)	7	0	QB	15	P. Mahomes	DE	51	M. Danna	RB	10	I. Pacheco	DE	56	G. Karlaftis
Chiefs	1	05:55	X.Worthy 21 yd. run (H.Butker kick) (5-67, 2:19)	7	7	TE	87	T. Kelce	DT	95	C. Jones	WR	4	R. Rice	LB	32	N. Bolton
Chiefs	2	13:37	H.Butker 32 yd. Field Goal (4-1, 1:07)	7	10	WR	1	X. Worthy	LB	23	D. Tranquill	WR	9	J. Smith-Schuster	LB	54	L. Chenal
Chiefs	2	05:44	H.Butker 31 yd. Field Goal (8-38, 3:55)	7	13	LT	76	K. Suamataia	CB	22	T. McDuffie	LG	62	J. Thuney	CB	35	J. Watson
Ravens	2	00:03	J.Tucker 25 yd. Field Goal (10-44, 1:41)	10	13	C	52	C. Humphrey	S	6	B. Cook	RG	65	T. Smith	S	20	J. Reid
Chiefs	3	11:28	I.Pacheco 1 yd. run (H.Butker kick) (6-81, 3:32)	10	20	RT	74	J. Taylor	NT	69	M. Pennel	BALTIMORE RAVENS (HEAD COACH: JOHN HARBAUGH)					
Ravens	4	14:47	I.Likely 49 yd. pass from L.Jackson (J.Tucker kick) (7-80, 3:50)	17	20	OFFENSE						DEFENSE					
Chiefs	4	10:25	X.Worthy 35 yd. pass from P.Mahomes (H.Butker kick) (8-70, 4:22)	17	27	WR	4	Z. Flowers	DT	92	N. Madubuike	WR	7	R. Bateman	DE	98	T. Jones
Ravens	4	04:54	J.Tucker 32 yd. Field Goal (13-56, 5:31)	20	27	LT	79	R. Stanley	OLB	53	K. Van Noy	LT	79	R. Stanley	OLB	53	K. Van Noy
						LG	72	A. Vorhees	MLB	0	R. Smith	LG	72	A. Vorhees	MLB	0	R. Smith
						C	64	T. Linderbaum	WLB	23	T. Simpson	C	64	T. Linderbaum	WLB	23	T. Simpson
						RG	77	D. Faalele	OLB	99	O. Oweh	RG	77	D. Faalele	OLB	99	O. Oweh
						RT	65	P. Mekari	CB	44	M. Humphrey	RT	65	P. Mekari	CB	44	M. Humphrey
						TE	89	M. Andrews	SS	14	K. Hamilton	TE	89	M. Andrews	SS	14	K. Hamilton
						TE	80	I. Likely	FS	32	M. Williams	TE	80	I. Likely	FS	32	M. Williams
						QB	8	L. Jackson	CB	21	B. Stephens	QB	8	L. Jackson	CB	21	B. Stephens
						RB	22	D. Henry	DB	5	J. Armour-Davis	RB	22	D. Henry	DB	5	J. Armour-Davis

OFFICIALS: Referee: Shawn Hochuli (83), Umpire: Terry Killens Jr. (77), Down Judge: Patrick Holt (106), Line Judge: Tim Podraza (47), Field Judge: Jason Ledet (72), Side Judge: Jim Quirk (5), Back Judge: Jimmy Russell (82), Replay Official: James Nicholson, Replay Assistant: Adam Choate


BALTIMORE RAVENS								
PASSING	ATT	CP	YDS	SK/YD	TD	LG	INT	RTG
Lamar Jackson	41	26	273	1/6	1	49t	0	90.8
TOTAL	41	26	273	1/6	1	49T	0	90.8
RUSHING	ATT	YDS	AVG	LG	TD			
Lamar Jackson	16	122	7.6	16	0			
Derrick Henry	13	46	3.5	9	1			
Zay Flowers	2	14	7.0	8	0			
Justice Hill	1	3	3.0	3	0			
TOTAL	32	185	5.8	16	1			
RECEIVING	NO	YDS	AVG	LG	TD			
Isaiah Likely	9	111	12.3	49t	1			
Justice Hill	6	52	8.7	18	0			
Zay Flowers	6	37	6.2	19	0			
Rashod Bateman	2	53	26.5	38	0			
Mark Andrews	2	14	7.0	11	0			
Nelson Agholor	1	6	6.0	6	0			
TOTAL	26	273	10.5	49T	1			
TOP DEFENSE	TOT	SOLO	AST	SCK	YDS	INT		
Roquan Smith	7	4	3	0.0	0.0	1		
Marcus Williams	6	5	1	0.0	0.0	0		
Trenton Simpson	5	2	3	0.5	0.0	0		
FIELD GOALS	FGM/FGA	PERCENT	RESULTS					
Justin Tucker	2-3	66.7	53WL, 25G, 32G					
TOTAL	2-3	66.0						

KANSAS CITY CHIEFS								
PASSING	ATT	CP	YDS	SK/YD	TD	LG	INT	RTG
Patrick Mahomes	28	20	291	2/10	1	35t	1	101.9
TOTAL	28	20	291	2/10	1	35T	1	101.9
RUSHING	ATT	YDS	AVG	LG	TD			
Isiah Pacheco	15	45	3.0	5	1			
Xavier Worthy	1	21	21.0	21t	1			
Patrick Mahomes	2	3	1.5	4	0			
Carson Steele	2	3	1.5	5	0			
TOTAL	20	72	3.6	21T	2			
RECEIVING	NO	YDS	AVG	LG	TD			
Rashee Rice	7	103	14.7	33	0			
Noah Gray	3	37	12.3	13	0			
Travis Kelce	3	34	11.3	23	0			
Xavier Worthy	2	47	23.5	35t	1			
Isiah Pacheco	2	33	16.5	23	0			
Justin Watson	1	25	25.0	25	0			
Samaje Perine	1	10	10.0	10	0			
Patrick Mahomes	1	2	2.0	2	0			
TOTAL	20	291	14.6	35T	1			
TOP DEFENSE	TOT	SOLO	AST	SCK	YDS	INT		
Jaylen Watson	11	7	4	0.0	0.0	0		
Justin Reid	9	8	1	0.0	0.0	0		
Nick Bolton	7	3	4	0.0	0.0	0		
FIELD GOALS	FGM/FGA	PERCENT	RESULTS					
Harrison Butker	2-2	100.0	32G, 31G					
TOTAL	2-2	100.0						

GAME HIGHLIGHTS

- Baltimore dropped its first game of the season for just the fifth time under head coach **John Harbaugh** (since 2008), also doing so from 2013-15 and in 2021. In all but the 2015 season, Baltimore followed up its Week 1 loss with a Week 2 victory.
- QB Lamar Jackson** recorded his fourth-ever game with 250 passing yards and 100 rushing yards, breaking a tie with QB Cam Newton for the most such performances in NFL history.
- Jackson's 122 rushing yards mark the most by a QB in Week 1 in NFL history, surpassing QB Michael Vick's previous record of 103 rushing yards to open the 2010 campaign.
- TE Isaiah Likely** posted team and career highs in receptions (9) and receiving yards (111), while registering a 49-yard TD grab to bring the game within 3 points in the fourth quarter. It marked the second-longest score of his career (54-yard TD on 12/10/23 vs. LAR).
- Baltimore posted 2 sacks – 1 by OLB David Ojabo and a split-sack by **DT Nnamdi Madubuike** and **ILB Trenton Simpson** – and an INT by **ILB Roquan Smith**.
- Baltimore has now posted a sack in 39 consecutive games, marking the NFL's longest active streak. It also marks the longest streak in Ravens history.

Team Statistics	Ravens	Chiefs
First Downs	25	21
3rd-Down Eff. (Made/Att/Pct)	7/14/50%	4/9/44%
4th-Down Eff. (Made/Att/Pct)	1/2/50%	0/0/0%
Total Net Yards	452	353
Total Plays	74	50
Yards Per Play	6.1	7.1
Rushes/Net Yards	32/185	20/72
Net Passing	267	281
Pass Attempts/Completions	41/26	28/20
Had Intercepted	0	1
Sacked/Yards Lost	1/6	2/10
Punts/Average	2/37.5	3/48.0
Penalties/Yards	7/64	6/45
Fumbles/Lost	1/1	0/0
Possession Time	33:43	26:17




GAME 2: RAIDERS 26, RAVENS 23

Las Vegas (1-1) • Baltimore (0-2)

Sunday, September 15, 2024 • 1:00 PM EDT • M&T Bank Stadium • Baltimore

Clear Temp: 78° F, Humidity: 52%, Wind: E 10 mph • Attendance: 70,762 • Time: 3:22



Las Vegas Raiders	0	6	7	13	—	26
Baltimore Ravens	3	6	7	7	—	23

SCORING DRIVES						LAS VEGAS RAIDERS (HEAD COACH: ANTONIO PIERCE)																																																																																																																																																																																																																																																																																																																																																																																																																																																																																																																																																																																																																																																																																																																																																																																																																																																																																																																																																																																																																																																																																																																																																																																																																																																																																																																																																																																				
TEAM	QTR	TIME	SCORING PLAY	LV	BAL	OFFENSE					DEFENSE																																																																																																																																																																																																																																																																																																																																																																																																																																																																																																																																																																																																																																																																																																																																																																																																																																																																																																																																																																																																																																																																																																																																																																																																																																																																																																																																																																															
						WR	LT	LG	C	RG	RT	TE	WR	QB	RB	LB	CB	S																																																																																																																																																																																																																																																																																																																																																																																																																																																																																																																																																																																																																																																																																																																																																																																																																																																																																																																																																																																																																																																																																																																																																																																																																																																																																																																																																																								
Ravens	1	08:29	J.Tucker 48 yd. Field Goal (7-25, 4:10)	0	3																																																																																																																																																																																																																																																																																																																																																																																																																																																																																																																																																																																																																																																																																																																																																																																																																																																																																																																																																																																																																																																																																																																																																																																																																																																																																																																																																																																					

OFFICIALS: Referee: Tra Blake (3), Umpire: Carl Paganelli (124), Down Judge: Patrick Turner (13), Line Judge: Thomas Eaton (87), Field Judge: Mearl Robinson (31), Side Judge: Don Willard (58), Replay Official: Tyler Cerimeli

LAS VEGAS RAIDERS								
PASSING	ATT	CP	YDS	SK/YD	TD	LG	INT	RTG
Gardner Minshew II	38	30	276	5/43	1	30	1	94.7
TOTAL	38	30	276	5/43	1	30	1	94.7
RUSHING	ATT	YDS	AVG	LG	TD			
Zamir White	9	24	2.7	8	0			
DJ Turner	1	2	2.0	2	0			
Alexander Mattison	4	1	0.3	3	1			
Ameer Abdullah	2	1	0.5	4	0			
Gardner Minshew II	1	-1	-1.0	-1	0			
TOTAL	17	27	1.6	8	1			
RECEIVING	NO	YDS	AVG	LG	TD			
Davante Adams	9	110	12.2	30	1			
Brock Bowers	9	98	10.9	27	0			
Jakobi Meyers	4	29	7.3	13	0			
Zamir White	3	14	4.7	11	0			
Tre Tucker	2	13	6.5	7	0			
Ameer Abdullah	2	1	0.5	1	0			
Michael Mayer	1	11	11.0	11	0			
TOTAL	30	276	9.2	30	1			
TOP DEFENSE	TOT	SOLO	AST	SCK	YDS	INT		
Robert Spillane	11	8	3	0.0	0.0	1		
Maxx Crosby	6	5	1	2.0	15.0	0		
Divine Deablo	6	5	1	0.0	0.0	0		

FIELD GOALS	FGM/FGA	PERCENT	RESULTS
Daniel Carlson	4-4	100.0	53G, 51G, 25G, 38G
TOTAL	4-4	100.0	

GAME HIGHLIGHTS

- OLB Odafe Oweh** tallied 5 tackles, 2.5 sacks and 1 FF, marking the first multi-sack game of his career.
- The Ravens' 5 total sacks were their most in a game since 11/16/23 vs. Cincinnati. Under head coach John Harbaugh (since 2008), Baltimore has recorded 5+ sacks in a game 32 times, posting a 28-4 record in those contents.
- OLB Kyle Van Noy** tallied 3 tackles, 2 sacks and 3 QB hits. It marked his eighth-career game with 2+ sacks, including his third as a Raven (also 11/5/23 vs. Sea. & 10/22/23 vs. Det.).
- CB Marlon Humphrey** recorded a career-high 10 tackles (8 solo), surpassing his previous high of 9 on 10/4/20 at Washington. Humphrey also recorded 1 INT, his second in the past four regular season games dating back to last season (12/25/23 at SF).
- With his 92nd-career rushing TD, **RB Derrick Henry** surpassed Pro Football HOFers Jerome Bettis and Franco Harris for the 11th-most rushing TDs in NFL history.
- Baltimore has now started 0-2 for just the second time (2015) during head coach John Harbaugh's 17 seasons at the helm.

BALTIMORE RAVENS								
PASSING	ATT	CP	YDS	SK/YD	TD	LG	INT	RTG
Lamar Jackson	34	21	247	2/15	1	21	1	81.4
TOTAL	34	21	247	2/15	1	21	1	81.4
RUSHING	ATT	YDS	AVG	LG	TD			
Derrick Henry	18	84	4.7	29	1			
Lamar Jackson	5	45	9.0	25	0			
Justice Hill	4	22	5.5	14	0			
TOTAL	27	151	5.6	29	1			
RECEIVING	NO	YDS	AVG	LG	TD			
Zay Flowers	7	91	13.0	21	1			
Mark Andrews	4	51	12.8	16	0			
Rashod Bateman	3	40	13.3	18	0			
Isaiah Likely	2	26	13.0	15	0			
Justice Hill	2	10	5.0	7	0			
Nelson Agholor	1	13	13.0	13	0			
Derrick Henry	1	12	12.0	12	0			
Charlie Kolar	1	4	4.0	4	0			
TOTAL	21	247	11.8	21	1			
TOP DEFENSE	TOT	SOLO	AST	SCK	YDS	INT		
Roquan Smith	11	4	7	0.0	0.0	0		
Marlon Humphrey	10	8	2	0.0	0.0	1		
Kyle Hamilton	6	5	1	0.0	0.0	0		

FIELD GOALS	FGM/FGA	PERCENT	RESULTS
Justin Tucker	3-4	75.0	48G, 42G, 56WL, 32G
TOTAL	3-4	75.0	

Team Statistics	Raiders	Ravens
First Downs	18	21
3rd-Down Eff. (Made/Att/Pct)	4/12/33%	3/11/27%
4th-Down Eff. (Made/Att/Pct)	0/1/0%	1/1/100%
Total Net Yards	260	383
Total Plays	60	63
Yards Per Play	4.3	6.1
Rushes/Net Yards	17/27	27/151
Net Passing	233	232
Pass Attempts/Completions	38/30	34/21
Had Intercepted	1	1
Sacked/Yards Lost	5/43	2/15
Punts/Average	3/42.7	4/43.3
Penalties/Yards	3/15	11/109
Fumbles/Lost	1/0	0/0
Possession Time	30:43	29:17

Baltimore Ravens	14	7	7	0	—	28
Dallas Cowboys	3	3	0	19	—	25

SCORING DRIVES						DALLAS COWBOYS (HEAD COACH: MIKE MCCARTHY)														
TEAM	QTR	TIME	SCORING PLAY	BAL	DAL	OFFENSE					DEFENSE									
						WR	LT	LG	C	RG	RT	TE	QB	RB	WR	DT	DE	NT		
Ravens	1	09:36	L.Jackson 9 yd. run (J.Tucker kick) (5-71, 2:27)	7	0															
Cowboys	1	06:33	B.Aubrey 65 yd. Field Goal (7-24, 3:03)	7	3															
Ravens	1	02:41	D.Henry 1 yd. run (J.Tucker kick) (7-70, 3:52)	14	3															
Ravens	2	00:25	R.Bateman 13 yd. pass from L.Jackson (J.Tucker kick) (8-88, 2:42)	21	3															
Cowboys	2	00:02	B.Aubrey 51 yd. Field Goal (3-37, 0:23)	21	6															
Ravens	3	11:58	D.Henry 26 yd. run (J.Tucker kick) (5-70, 3:02)	28	6															
Cowboys	4	08:53	D.Prescott 1 yd. run (pass failed) (6-64, 1:48)	28	12															
Cowboys	4	07:07	J.Tolbert 15 yd. pass from D.Prescott (pass failed) (7-56, 1:46)	28	18															
Cowboys	4	02:53	K.Turpin 16 yd. pass from D.Prescott (B.Aubrey kick) (11-91, 2:33)	28	25															
						BALTIMORE RAVENS (HEAD COACH: JOHN HARBAUGH)														
						OFFENSE					DEFENSE									
						WR	4	Z. Flowers	DT	92	N. Madubuike									
						WR	15	N. Agholor	DE	98	T. Jones									
						WR	7	R. Bateman	OLB	53	K. Van Noy									
						LT	79	R. Stanley	MLB	0	R. Smith									
						LG	72	A. Vorhees	WLB	23	T. Simpson									
						C	64	T. Linderbaum	OLB	99	O. Oweh									
						RG	77	D. Faalele	CB	44	M. Humphrey									
						RT	65	P. Mekari	SS	14	K. Hamilton									
						TE	80	I. Likely	FS	32	M. Williams									
						QB	8	L. Jackson	CB	21	B. Stephens									
						RB	22	D. Henry	DB	2	N. Wiggins									
OFFICIALS: Referee: Ronald Torbert (62), Umpire: Barry Anderson (20), Down Judge: Frank LeBlanc (44), Line Judge: Brian Bolinger (40), Field Judge: Ryan Dickson (25), Side Judge: Keith Washington (7), Back Judge: Tony Josselyn (67), Replay Official: Mike Chase																				

OFFICIALS: Referee: Ronald Torbert (62), Umpire: Barry Anderson (20), Down Judge: Frank LeBlanc (44), Line Judge: Brian Bolinger (40), Field Judge: Ryan Dickson (25), Side Judge: Keith Washington (7), Back Judge: Tony Josselyn (67), Replay Official: Mike Chase

BALTIMORE RAVENS								
PASSING	ATT	CP	YDS	SK/YD	TD	LG	INT	RTG
Lamar Jackson	15	12	182	0/0	1	56	0	139.4
TOTAL	15	12	182	0/0	1	56	0	139.4
RUSHING	ATT	YDS	AVG	LG	TD			
Derrick Henry	25	151	6.0	29	2			
Lamar Jackson	14	87	6.2	16	1			
Justice Hill	5	33	6.6	17	0			
Zay Flowers	1	3	3.0	3	0			
TOTAL	45	274	6.1	29	3			
RECEIVING	NO	YDS	AVG	LG	TD			
Rashod Bateman	3	28	9.3	13t	1			
Zay Flowers	3	20	6.7	9	0			
Justice Hill	2	21	10.5	13	0			
Nelson Agholor	1	56	56.0	56	0			
Charlie Kolar	1	30	30.0	30	0			
Derrick Henry	1	23	23.0	23	0			
Isaiah Likely	1	4	4.0	4	0			
TOTAL	12	182	15.2	56	1			
TOP DEFENSE	TOT	SOLO	AST	SCK	YDS	INT		
Kyle Hamilton	12	7	5	0.0	0.0	0		
Roquan Smith	11	7	4	0.0	0.0	0		
Brandon Stephens	5	5	0	0.0	0.0	0		
FIELD GOALS	FGM/FGA	PERCENT	RESULTS					
Justin Tucker	0-1	0.0	46WL					
TOTAL	0-1	0.0						

Dallas Cowboys								
Passing	Att	CP	Yds	Sk/Yd	Td	Lg	Int	Rtg
Dak Prescott	51	28	379	3/18	2	31	0	91.9
TOTAL	51	28	379	3/18	2	31	0	91.9
Rushing	Att	Yds	Avg	Lg	Td			
Rico Dowdle	8	32	4.0	6	0			
Dak Prescott	2	7	3.5	6	1			
Ezekiel Elliott	3	6	2.0	4	0			
Deuce Vaughn	2	5	2.5	4	0			
KaVontae Turpin	1	1	1.0	1	0			
TOTAL	16	51	3.2	6	1			
Receiving	No	Yds	Avg	Lg	Td			
Jake Ferguson	6	95	15.8	26	0			
CeeDee Lamb	4	67	16.8	31	0			
KaVontae Turpin	3	51	17.0	23	1			
Jalen Tolbert	3	42	14.0	19	1			
Rico Dowdle	3	24	8.0	18	0			
Hunter Luepke	2	41	20.5	24	0			
Brandin Cooks	2	16	8.0	9	0			
Jalen Brooks	1	24	24.0	24	0			
Deuce Vaughn	1	8	8.0	8	0			
Ezekiel Elliott	1	6	6.0	6	0			
Luke Schoonmaker	1	5	5.0	5	0			
Tyler Smith	1	0	0.0	0	0			
TOTAL	28	379	13.5	31	2			
Top Defense	Tot	Solo	Ast	Sck	Yds	Int		
Eric Kendricks	12	6	6	0.0	0.0	0		
Donovan Wilson	8	1	7	0.0	0.0	0		
Caelen Carson	7	6	1	0.0	0.0	0		
Field Goals	FGM/FGA		Percent		Results			
Brandon Aubrey	2-2		100.0		65G, 51G			
TOTAL	2-2		100.0					

GAME HIGHLIGHTS	
<ul style="list-style-type: none">The Ravens posted 274 rushing yards and 3 TDs on 45 attempts (6.1 ypc). Baltimore's 274-yard rushing output marks the 10th-most rushing yards in single-game franchise history.RB Derrick Henry has posted at least 150 rushing yards and multiple rushing TDs in 12 games, tying Hall of Famer LaDainian Tomlinson for the second-most such performances in NFL history. Only Hall of Famer Jim Brown (13) has accomplished this feat on more occasions.S Kyle Hamilton posted a career-high and team-best 12 tackles (7 solo), while OLB Kyle Van Noy posted his second-straight game with multiple sacks.With QB Lamar Jackson as the Ravens starter, Baltimore is 21-1 against the NFC.Jackson and Henry teamed to form the second duo in Ravens history to register at least 80 yards and 1 rushing TD in a single game. RB Willis McGahee and FB Le'Ron McClain teamed to form the franchise's first-such duo on 12/20/08 vs. Dallas.	

Team Statistics	Ravens	Cowboys
First Downs	24	26
3rd-Down Eff. (Made/Att/Pct)	4/9/44%	7/13/54%
4th-Down Eff. (Made/Att/Pct)	0/0/0%	0/1/0%
Total Net Yards	456	412
Total Plays	60	70
Yards Per Play	7.6	5.9
Rushes/Net Yards	45/274	16/51
Net Passing	182	361
Pass Attempts/Completions	15/12	51/28
Had Intercepted	0	0
Sacked/Yards Lost	0/0	3/18
Punts/Average	4/42.8	4/52.3
Penalties/Yards	13/105	6/44
Fumbles/Lost	0/0	2/1
Possession Time	34:45	25:15

Buffalo Bills	3	0	7	0	—	10
Baltimore Ravens	7	14	7	7	—	35

SCORING DRIVES						
TEAM	QTR	TIME	SCORING PLAY	BUF	BAL	
Ravens	1	10:50	D.Henry 87 yd. run (J.Tucker kick) (1-87, 0:12)	0	7	
Bills	1	04:34	T.Bass 50 yd. Field Goal (11-38, 6:16)	3	7	
Ravens	2	14:55	D.Henry 5 yd. pass from L.Jackson (J.Tucker kick) (9-70, 4:39)	3	14	
Ravens	2	07:34	J.Hill 19 yd. pass from L.Jackson (J.Tucker kick) (10-81, 5:16)	3	21	
Bills	3	11:26	Ty.Johnson 3 yd. run (T.Bass kick) (4-60, 2:27)	10	21	
Ravens	3	02:45	L.Jackson 9 yd. run (J.Tucker kick) (6-59, 3:35)	10	28	
Ravens	4	11:23	P.Ricard fumble recovery in end zone (J.Tucker kick) (6-62, 3:32)	10	35	

BUFFALO BILLS (HEAD COACH: SEAN MCDERMOTT)									
OFFENSE					DEFENSE				
WR	10	K. Shakir	EDGE	50	G. Rousseau				
WR	13	M. Hollins	DT	92	D. Jones				
TE	86	D. Kincaid	DT	91	E. Oliver				
LT	73	D. Dawkins	DE	57	A. Epenesa				
LG	76	D. Edwards	DE	57	A. Epenesa				
C	66	C. McGovern	WLB	42	D. Williams				
RG	64	O. Torrence	MLB	54	B. Spector				
RT	79	S. Brown	NCB	39	C. Lewis				
WR	0	K. Coleman	CB	31	R. Douglas				
QB	17	J. Allen	CB	47	C. Benford				
RB	4	J. Cook	S	3	D. Hamlin				
			S	9	T. Rapp				

BALTIMORE RAVENS (HEAD COACH: JOHN HARBAUGH)									
OFFENSE					DEFENSE				
WR	4	Z. Flowers	DT	92	N. Madubuike				
WR	7	R. Bateman	DE	98	T. Jones				
LT	79	R. Stanley	OLB	53	K. Van Noy				
LG	65	P. Mekari	MLB	0	R. Smith				
C	64	T. Linderbaum	WLB	23	T. Simpson				
RG	77	D. Faalele	OLB	99	O. Oweh				
RT	70	R. Rosengarten	CB	44	M. Humphrey				
TE	89	M. Andrews	SS	14	K. Hamilton				
QB	8	L. Jackson	FS	32	M. Williams				
RB	22	D. Henry	CB	21	B. Stephens				
FB	42	P. Ricard	DB	2	N. Wiggins				

OFFICIALS: Referee: Alan Eck (76), Umpire: Tab Slaughter (110), Down Judge: Derick Bowers (74), Back Judge: Greg Meyer (78), Field Judge: John Jenkins (117), Side Judge: Dale Shaw (104), Line Judge: Derek Anderson (66), Replay Assistant: Joe Wollan

Buffalo Bills								
Passing	Att	CP	Yds	Sk/Yd	TD	LG	Int	RTG
Josh Allen	29	16	180	3/27	0	52	0	73.9
Mitchell Trubisky	2	1	2	0/0	0	2	0	56.2
TOTAL	31	17	182	3/27	0	52	0	72.2
Rushing	Att		Yds	Avg		LG	TD	
James Cook	9		39	4.3		8	0	
Josh Allen	5		21	4.2		8	0	
Ray Davis	7		11	1.6		7	0	
Curtis Samuel	1		7	7.0		7	0	
Ty Johnson	1		3	3.0		3t	1	
TOTAL	23		81	3.5		8	1	
Receiving	No		Yds	Avg		LG	TD	
Dalton Kincaid	5		47	9.4		25	0	
Khalil Shakir	4		62	15.5		52	0	
Keon Coleman	3		51	17.0		24	0	
Curtis Samuel	2		8	4.0		6	0	
James Cook	1		9	9.0		9	0	
Mack Hollins	1		5	5.0		5	0	
Dawson Knox	1		0	0.0		0	0	
TOTAL	17		182	10.7		52	0	
Top Defense	TOT	Solo		Ast	Sck	Yds	Int	
Dorian Williams	12	5		7	0.0	0.0	0	
Rasul Douglas	7	5		2	0.0	0.0	0	
Baylon Spector	6	4		2	1.0	1.0	0	
Field Goals	FGM/FGA			Percent		Results		
Tyler Bass	1-2			50.0		50G, 48WL		
TOTAL	1-2			50.0				

BALTIMORE RAVENS									
PASSING	ATT	CP	YDS	SK/YD	TD	LG	INT	RTG	
Lamar Jackson	18	13	156	1/1	2	26	0	135.4	
Josh Johnson	1	1	1	0/0	0	1	0	79.2	
TOTAL	19	14	157	1/1	2	26	0	133.0	
RUSHING	ATT		YDS		AVG		LG	TD	
Derrick Henry	24		199		8.3		87t	1	
Lamar Jackson	6		54		9.0		19	1	
Justice Hill	4		18		4.5		11	0	
TOTAL	34		271		8.0		87T	2	
RECEIVING	NO		YDS		AVG		LG	TD	
Justice Hill	6		78		13.0		19t	1	
Derrick Henry	3		10		3.3		5t	1	
Nelson Agholor	2		10		5.0		12	0	
Isaiah Likely	1		26		26.0		26	0	
Rashod Bateman	1		23		23.0		23	0	
Zay Flowers	1		10		10.0		10	0	
TOTAL	14		157		11.2		26	2	
TOP DEFENSE	TOT		SOLO		AST		SCK	YDS	INT
Kyle Hamilton	7		6		1		0.0	0.0	0
Marlon Humphrey	6		4		2		0.0	0.0	0
Roquan Smith	6		2		4		0.0	0.0	0
FIELD GOALS	FGM/FGA			PERCENT			RESULTS		
	No Field Goals								

- GAME HIGHLIGHTS
- Since John Harbaugh’s 2008 arrival, Baltimore has produced NFL-best records in *overall* primetime (40-18, .690) and *home* primetime (21-3, .875) contests.
 - RB Derrick Henry** rumbled for a game-high 199 rushing yards and 1 TD on 24 attempts (8.3 avg.) as part of Baltimore’s 271 overall ground yards. He added 3 catches for 10 yards, including a 5-yard TD. Henry’s 87-yard TD on the Ravens’ first offensive play marked the longest rush in franchise history. It was also his third-career rushing TD of 85+ yards, making him one of three players in NFL history with at least three such scores (also Chris Johnson – 4 & Lamar Miller – 3).
 - With 2 sacks, one of which forced a fumble recovered by S Kyle Hamilton, **OLB Kyle Van Noy** has now posted multiple sacks in three straight games. His three consecutive contests with multiple sacks tie (Justin Houston – Weeks 7-9 in 2022) for the longest streak in franchise history.
 - QB Lamar Jackson** finished 13-of-18 for 156 yards and 2 TDs (135.4 rating), while adding 54 rushing yards and 1 TD on 6 carries (9.0 avg.). He now owns 12 career games with a 135+ passer rating, the most by a player in his first seven seasons in NFL history (min. 15 att. per game).

Team Statistics	Bills	Ravens
First Downs	12	22
3rd-Down Eff. (Made/Att/Pct)	3/13/23%	5/9/56%
4th-Down Eff. (Made/Att/Pct)	1/1/100%	0/0/0%
Total Net Yards	236	427
Total Plays	57	54
Yards Per Play	4.1	7.9
Rushes/Net Yards	23/81	34/271
Net Passing	155	156
Pass Attempts/Completions	31/17	19/14
Had Intercepted	0	0
Sacked/Yards Lost	3/27	1/1
Punts/Average	6/48.2	4/44.3
Penalties/Yards	4/38	8/79
Fumbles/Lost	2/1	2/1
Possession Time	28:57	31:03

Baltimore Ravens	7	7	7	17	3	—	41
Cincinnati Bengals	0	17	7	14	0	—	38

SCORING DRIVES						CINCINNATI BENGALS (HEAD COACH: ZAC TAYLOR)					
TEAM	QTR	TIME	SCORING PLAY	BAL	CIN	OFFENSE		DEFENSE			
Ravens	1	08:54	D.Henry 1 yd. run (J.Tucker kick) (12-70, 6:06)	7	0	WR 1	J. Chase	DE 94	S. Hubbard		
Bengals	2	13:44	T.Higgins 11 yd. pass from J.Burrow (E.McPherson kick) (10-86, 4:45)	7	7	LT 75	O. Brown Jr.	DT 90	K. Jenkins Jr.		
Ravens	2	08:09	R.Bateman 16 yd. pass from L.Jackson (J.Tucker kick) (7-51, 2:59)	14	7	LG 67	C. Volson	DT 92	B. Hill		
Bengals	2	05:47	D.Henry tackled in end zone by S.Hubbard for a Safety	14	9	C 64	T. Karras	DT 74	L. Guy		
Bengals	2	00:09	J.Chase 41 yd. pass from J.Burrow (C.Brown run) (4-79, 0:25)	14	17	RG 65	A. Cappa	RDE 91	T. Hendrickson		
Bengals	3	08:51	T.Higgins 5 yd. pass from J.Burrow (E.McPherson kick) (12-70, 6:09)	14	24	RT 71	A. Mims	LB 55	L. Wilson		
Ravens	3	06:38	I.Likely 1 yd. pass from L.Jackson (J.Tucker kick) (4-74, 2:13)	21	24	TE 89	D. Sample	LB 57	G. Pratt		
Bengals	4	14:19	C.Brown 4 yd. pass from J.Burrow (E.McPherson kick) (12-70, 7:19)	21	31	WR 80	A. Iosivas	CB 29	C. Taylor-Britt		
Ravens	4	09:05	C.Kolar 2 yd. pass from L.Jackson (J.Tucker kick) (10-92, 5:14)	28	31	WR 5	T. Higgins	CB 23	D. Hill		
Bengals	4	08:54	J.Chase 70 yd. pass from J.Burrow (E.McPherson kick) (1-70, 0:11)	28	38	QB 9	J. Burrow	S 22	G. Stone		
Ravens	4	05:24	I.Likely 6 yd. pass from L.Jackson (J.Tucker kick) (11-70, 3:30)	35	38	HB 31	Z. Moss	S 24	V. Bell		
Ravens	4	01:35	J.Tucker 56 yd. Field Goal (8-34, 1:26)	38	38	BALTIMORE RAVENS (HEAD COACH: JOHN HARBAUGH)					
Ravens	OT	03:33	J.Tucker 24 yd. Field Goal (2-51, 0:53)	41	38	OFFENSE		DEFENSE			
						WR 4	Z. Flowers	DT 92	N. Madubuiké		
						LT 79	R. Stanley	DE 98	T. Jones		
						LG 65	P. Mekari	OLB 53	K. Van Noy		
						C 64	T. Linderbaum	MLB 0	R. Smith		
						RG 77	D. Faalele	WLB 23	T. Simpson		
						RT 70	R. Rosengarten	OLB 99	O. Oweh		
						TE 80	I. Likely	CB 44	M. Humphrey		
						TE 88	C. Kolar	SS 14	K. Hamilton		
						QB 8	L. Jackson	FS 32	M. Williams		
						RB 22	D. Henry	CB 21	B. Stephens		
						FB 42	P. Ricard	DB 39	E. Jackson		

OFFICIALS: Referee: Bill Vinovich (52), Umpire: Scott Walker (11), Line Judge: Tripp Sutter (37), Side Judge: Jimmy Buchanan (86), Down Judge: Dale Keller (9), Field Judge: Aaron Santi (50), Back Judge: Todd Prukop (30), Replay Official: Denise Crudup

BALTIMORE RAVENS						
PASSING	ATT	CP	YDS	SK/YD	TD	LG
Lamar Jackson	42	26	348	1/3	4	55
TOTAL	42	26	348	1/3	4	55
RUSHING	ATT	YDS	AVG	LG	TD	
Derrick Henry	15	92	6.1	51	1	
Lamar Jackson	12	55	4.6	18	0	
Justice Hill	5	17	3.4	7	0	
Zay Flowers	1	9	9.0	9	0	
Charlie Kolar	1	2	2.0	2	0	
TOTAL	34	175	5.1	51	1	
RECEIVING	NO	YDS	AVG	LG	TD	
Zay Flowers	7	111	15.9	26	0	
Rashod Bateman	4	58	14.5	18	1	
Mark Andrews	4	55	13.8	27	0	
Charlie Kolar	3	64	21.3	55	1	
Isaiah Likely	3	13	4.3	6t	2	
Tylan Wallace	2	31	15.5	19	0	
Justice Hill	1	8	8.0	8	0	
Nelson Agholor	1	4	4.0	4	0	
Derrick Henry	1	4	4.0	4	0	
TOTAL	26	348	13.4	55	4	
TOP DEFENSE	TOT	SOLO	AST	SCK	YDS	INT
Roquan Smith	14	7	7	0.0	0.0	0
Brandon Stephens	9	8	1	0.0	0.0	0
Trenton Simpson	7	2	5	0.0	0.0	0
FIELD GOALS	FGM/FGA	PERCENT	RESULTS			
Justin Tucker	2-2	100.0	56G, 24G			
TOTAL	2-2	100.0				

CINCINNATI BENGALS						
PASSING	ATT	CP	YDS	SK/YD	TD	LG
Joe Burrow	39	30	392	3/21	5	70t
TOTAL	39	30	392	3/21	5	70T
RUSHING	ATT	YDS	AVG	LG	TD	
Chase Brown	12	46	3.8	16	0	
Zack Moss	9	24	2.7	8	0	
Joe Burrow	2	1	0.5	1	0	
TOTAL	23	71	3.1	16	0	
RECEIVING	NO	YDS	AVG	LG	TD	
Ja'Marr Chase	10	193	19.3	70t	2	
Tee Higgins	9	83	9.2	17	2	
Zack Moss	3	28	9.3	14	0	
Chase Brown	3	8	2.7	4t	1	
Mike Gesicki	2	31	15.5	19	0	
Erick All Jr.	2	10	5.0	5	0	
Andrei Iosivas	1	39	39.0	39	0	
TOTAL	30	392	13.1	70T	5	
TOP DEFENSE	TOT	SOLO	AST	SCK	YDS	INT
Sam Hubbard	9	7	2	1.0	3.0	0
Germaine Pratt	9	6	3	0.0	0.0	0
Logan Wilson	9	5	4	0.0	0.0	0
FIELD GOALS	FGM/FGA	PERCENT	RESULTS			
Evan McPherson	0-1	0.0	53WL			
TOTAL	0-1	0.0				

- GAME HIGHLIGHTS
- The Ravens won their third-straight game, improving to 3-2 after the thrilling OT victory. The 79 combined points marked the most ever recorded in this competitive rivalry.
 - Baltimore's offense totaled 41 points (4 TDs & 2 FGs) and 520 (345 passing & 175 rushing) yards, finishing 10-of-15 (66.7%) on third down and 5-of-6 (83%) in the red zone, with the only non-TD coming on **K Justin Tucker's** walk-off 24-yard FG.
 - Tucker connected on both the game-tying 56-yard FG and game-winning 24-yard FG, while also drilling all 5 extra points.
 - QB Lamar Jackson** completed 26-of-42 passes for 348 yards and 4 TDs (119.9 rating), connecting with **TE Isaiah Likely** on 2 scores, while adding 12 carries for 55 rushing yards.
 - RB Derrick Henry** tallied 92 rushing yards and 1 TD on 15 carries (6.1 avg.), including the game-sealing 51-yarder that set up Tucker's 24-yard walk-off FG. His 51-yard gain marked the longest rush in Ravens' OT history. Henry registered his 100th-career scrimmage TD, while surpassing 10,000 career rushing yards in the contest, becoming the 12th player in NFL history to reach both those marks.
 - ILB Roquan Smith** collected a game-high 15 tackles (8 solo) in the contest.

Team Statistics	Ravens	Bengals
First Downs	30	23
3rd-Down Eff. (Made/Att/Pct)	10/15/67%	8/14/57%
4th-Down Eff. (Made/Att/Pct)	1/1/100%	0/0/0%
Total Net Yards	520	442
Total Plays	77	65
Yards Per Play	6.8	6.8
Rushes/Net Yards	34/175	23/71
Net Passing	345	371
Pass Attempts/Completions	42/26	39/30
Had Intercepted	0	1
Sacked/Yards Lost	1/3	3/21
Punts/Average	3/56.0	5/50.6
Penalties/Yards	5/21	4/24
Fumbles/Lost	2/1	0/0
Possession Time	33:45	32:42

Washington Commanders	3	7	3	10	—	23
Baltimore Ravens	3	14	10	3	—	30

SCORING DRIVES						WASHINGTON COMMANDERS (HEAD COACH: DAN QUINN)									
						OFFENSE					DEFENSE				
TEAM	QTR	TIME	SCORING PLAY	WAS	BAL	WR	17	T. McLaurin	DE	99	C. Ferrell				
Commanders	1	09:11	A.Seibert 42 yd. Field Goal (7-25, 3:36) (12-70, 4:56) (12-70, 4:56)	3	0	WR	12	L. McCaffrey	DT	93	J. Allen				
Ravens	1	03:45	J.Tucker 45 yd. Field Goal (10-43, 5:26)	3	3	LT	74	B. Coleman	DT	94	D. Payne				
Ravens	2	07:55	D.Henry 3 yd. run (J.Tucker kick) (9-93, 4:58)	3	10	LG	67	N. Allegretti	DE	92	D. Armstrong				
Commanders	2	04:16	T.McLaurin 7 yd. pass from J.Daniels (A.Seibert kick) (8-70, 3:39)	10	10	C	63	T. Bladasz	OLB	4	F. Luvu				
Ravens	2	00:53	M.Andrews 13 yd. pass from L.Jackson (J.Tucker kick) (10-78, 3:23)	10	17	RG	76	S. Cosmi	LB	54	B. Wagner				
Commanders	3	12:45	A.Seibert 55 yd. Field Goal (6-33, 2:15)	13	17	RT	71	A. Wylie	S	35	P. Butler				
Ravens	3	08:19	J.Tucker 32 yd. Field Goal (8-57, 4:26)	13	20	TE	86	Z. Ertz	SS	11	J. Chinn				
Ravens	3	02:08	D.Henry 7 yd. run (J.Tucker kick) (8-94, 4:42)	13	27	WR	85	N. Brown	CB	20	Q. Martin				
Commanders	4	12:12	T.McLaurin 6 yd. pass from J.Daniels	20	27	QB	5	J. Daniels	CB	0	M. Sainristil				
Ravens	4	06:18	J.Tucker 39 yd. Field Goal (9-57, 5:54)	20	30	RB	30	A. Ekeler	CB	25	B. St-Juste				
Commanders	4	02:48	A.Seibert 49 yd. Field Goal (8-40, 3:30)	23	30	BALTIMORE RAVENS (HEAD COACH: JOHN HARBAUGH)									
						OFFENSE					DEFENSE				
						WR	4	Z. Flowers	DT	92	N. Madubuike				
						WR	7	R. Bateman	DE	98	T. Jones				
						LT	79	R. Stanley	OLB	53	K. Van Noy				
						LG	65	P. Mekari	MLB	0	R. Smith				
						C	64	T. Linderbaum	WLB	23	T. Simpson				
						RG	77	D. Faalele	OLB	99	O. Oweh				
						RT	70	R. Rosengarten	CB	44	M. Humphrey				
						TE	89	M. Andrews	SS	14	K. Hamilton				
						TE	80	I. Likely	FS	32	M. Williams				
						QB	8	L. Jackson	CB	21	B. Stephens				
						RB	22	D. Henry	DB	2	N. Wiggins				


OFFICIALS: Referee: Land Clark (130), **Umpire:** Paul King (121), **Down Judge:** Tom Stephan (68), **Line Judge:** Jeff Hutcheon (46), **Back Judge:** Brad Freeman (88), **Field Judge:** Jabir Walker (26), **Side Judge:** Dominique Pender (114), **Replay Official:** Bob Hubbell

WASHINGTON COMMANDERS								
PASSING	ATT	CP	YDS	SK/YD	TD	LG	INT	RTG
Jayden Daniels	35	24	269	3/16	2	28	0	110.3
TOTAL	35	24	269	3/16	2	28	0	110.3
RUSHING	ATT	YDS	AVG	LG	TD			
Jayden Daniels	6	22	3.7	9	0			
Austin Ekeler	9	21	2.3	6	0			
Jeremy McNichols	2	9	4.5	5	0			
Terry McLaurin	1	0	0.0	0	0			
TOTAL	18	52	2.9	9	0			
RECEIVING	NO	YDS	AVG	LG	TD			
Terry McLaurin	6	53	8.8	14	2			
Zach Ertz	4	68	17.0	24	0			
Noah Brown	4	58	14.5	28	0			
Austin Ekeler	4	47	11.8	25	0			
Olamide Zaccheaus	4	27	6.8	11	0			
Dyami Brown	1	11	11.0	11	0			
Luke McCaffrey	1	5	5.0	5	0			
TOTAL	24	269	11.2	28	2			
TOP DEFENSE	TOT	SOLO	AST	SCK	YDS	INT		
Bobby Wagner	12	6	6	0.0	0.0	0		
Percy Butler	7	5	2	0.0	0.0	0		
Jeremy Chinn	6	6	0	0.0	0.0	0		
FIELD GOALS	FGM/FGA	PERCENT	RESULTS					
Austin Seibert	3-4	75.0	42G, 52B, 55G, 49G					
TOTAL	3-4	75.0						

BALTIMORE RAVENS								
PASSING	ATT	CP	YDS	SK/YD	TD	LG	INT	RTG
Lamar Jackson	26	20	323	2/15	1	44	1	114.7
TOTAL	26	20	323	2/15	1	44	1	114.7
RUSHING	ATT	YDS	AVG	LG	TD			
Derrick Henry	24	132	5.5	27	2			
Lamar Jackson	11	40	3.6	33	0			
Zay Flowers	1	2	2.0	2	0			
Justice Hill	1	2	2.0	2	0			
TOTAL	37	176	4.8	33	2			
RECEIVING	NO	YDS	AVG	LG	TD			
Zay Flowers	9	132	14.7	44	0			
Rashod Bateman	4	71	17.8	23	0			
Mark Andrews	3	66	22.0	38	1			
Isaiah Likely	2	27	13.5	18	0			
Nelson Agholor	1	25	25.0	25	0			
Justice Hill	1	2	2.0	2	0			
TOTAL	20	323	16.2	44	1			
TOP DEFENSE	TOT	SOLO	AST	SCK	YDS	INT		
Marlon Humphrey	9	8	1	0.0	0.0	0		
Roquan Smith	7	5	2	0.0	0.0	0		
Kyle Hamilton	4	3	1	0.0	0.0	0		
FIELD GOALS	FGM/FGA	PERCENT	RESULTS					
Justin Tucker	3-3	100.0	45G, 32G, 39G					
TOTAL	3-3	100.0						

GAME HIGHLIGHTS									
<ul style="list-style-type: none">Baltimore racked up 484 yards of offense (308 passing & 176 rushing), registering an NFL-record sixth-straight game with at least 150 yards and 1 TD <i>each through the air and on the ground</i>.With 3 sacks, the Ravens have now recorded at least 1 sack in 44 consecutive games and at least 3 sacks in five straight games, which each stand as the league's longest active streaks.Baltimore limited Washington, which entered the game as the league's No. 2 rushing attack (178.4 ypg), to just 52 yards on the ground.RB Derrick Henry posted his 20th-career game with at least 100 rushing yards and 2 rushing TDs, surpassing RB Shaun Alexander for the fourth most in NFL history. Only HOFs Jim Brown (25), LaDainian Tomlinson (25) and Emmitt Smith (21) have more.QB Lamar Jackson (5,661) surpassed Cam Newton (5,628) for the second-most rushing yards by a QB in NFL history, behind only Michael Vick (6,109).WR Zay Flowers posted 9 receptions (tying a career high) for a career-high 132 receiving yards — all of which occurred in the first half. His 9 catches marked a Ravens all-time first-half record.TE Mark Andrews tied TE Todd Heap for the most receiving TDs (41) by an player in a Ravens career.									

Team Statistics	Commanders	Ravens
First Downs	18	28
3rd-Down Eff. (Made/Att/Pct)	4/12/33%	6/10/60%
4th-Down Eff. (Made/Att/Pct)	1/1/100%	0/0/0%
Total Net Yards	305	484
Total Plays	56	65
Yards Per Play	5.4	7.4
Rushes/Net Yards	18/52	37/176
Net Passing	253	308
Pass Attempts/Completions	35/24	26/20
Had Intercepted	0	1
Sacked/Yards Lost	3/16	2/15
Punts/Average	3/42.3	1/50.0
Penalties/Yards	6/46	3/33
Fumbles/Lost	0/0	1/0
Possession Time	23:52	36:08




GAME 7: RAVENS 41, BUCCANEERS 31

Baltimore (5-2) • Tampa Bay (4-3)

Monday, October 21, 2024 • 8:15 PM EDT • Raymond James Stadium • Tampa Bay

Cloudy Temp: 80° F, Humidity: 65%, Wind: NW 8 mph • Attendance: 64,828 • Time: 3:08



Baltimore Ravens	0	17	17	7	—	41
Tampa Bay Buccaneers	10	0	0	21	—	31

SCORING DRIVES							TAMPA BAY BUCCANEERS (HEAD COACH: TODD BOWLES)									
TEAM	QTR	TIME	SCORING PLAY	BAL	TB		OFFENSE					DEFENSE				
Buccaneers	1	10:27	M.Evans 25 yd. pass from B.Mayfield (C.McLaughlin kick) (8-70, 4:33)	0	7		WR	13	M. Evans	DL	94	C. Kancey				
Buccaneers	1	00:02	C.McLaughlin 23 yd. Field Goal (11-75, 6:03)	0	10		LT	78	T. Wirfs	NT	50	V. Vea				
Ravens	2	12:29	M.Andrews 9 yd. pass from L.Jackson (J.Tucker kick) (6-70, 2:33)	7	10		LG	68	B. Bredeson	OLB	0	Y. Diaby				
Ravens	2	04:23	J.Hill 18 yd. pass from L.Jackson (J.Tucker kick) (4-80, 1:47)	14	10		C	62	G. Barton	ILB	52	K. Britt				
Ravens	2	00:04	J.Tucker 28 yd. Field Goal (10-50, 2:54)	17	10		RG	69	C. Mauch	ILB	54	L. David				
Ravens	3	12:20	J.Tucker 52 yd. Field Goal (5-24, 2:40)	20	10		RT	67	L. Goedeke	OLB	9	J. Tryon-Shoyinka				
Ravens	3	07:25	R.Bateman 49 yd. pass from L.Jackson (J.Tucker kick) (4-55, 0:57)	27	10		TE	88	C. Otton	CB	24	T. Funderburk				
Ravens	3	02:53	M.Andrews 4 yd. pass from L.Jackson (J.Tucker kick) (5-92, 2:05)	34	10		WR	14	C. Godwin	CB	27	Z. McCollum				
Buccaneers	4	11:24	R.White 11 yd. pass from B.Mayfield (B.Mayfield-S.Shepard pass) (5-30, 2:08)	34	18		WR	15	J. McMillan	DB	23	T. Smith				
Ravens	4	06:32	D.Henry 13 yd. pass from L.Jackson (J.Tucker kick) (8-70, 4:52)	41	18		QB	6	B. Mayfield	S	3	J. Whitehead				
Buccaneers	4	03:46	B.Irving 1 yd. run (pass failed) (9-70, 2:46)	41	24		RB	1	R. White	S	31	A. Winfield Jr.				
Buccaneers	4	01:58	R.White 23 yd. pass from B.Mayfield (C.McLaughlin kick) (7-52, 1:48)	41	31		BALTIMORE RAVENS (HEAD COACH: JOHN HARBAUGH)									
							OFFENSE					DEFENSE				
							WR	4	Z. Flowers	DT	92	N. Madubuike				
							WR	15	N. Agholor	DE	98	T. Jones				
							WR	7	R. Bateman	OLB	53	K. Van Noy				
							LT	79	R. Stanley	MLB	0	R. Smith				
							LG	65	P. Mekari	WLB	23	T. Simpson				
							C	64	T. Linderbaum	OLB	99	O. Oweh				
							RG	77	D. Faalele	CB	44	M. Humphrey				
							RT	70	R. Rosengarten	SS	14	K. Hamilton				
							TE	89	M. Andrews	FS	32	M. Williams				
							QB	8	L. Jackson	CB	21	B. Stephens				
							RB	22	D. Henry	DB	39	E. Jackson				

OFFICIALS: Referee: Alex Kemp (55), Umpire: Mike Morton (89), Down Judge: Robert Richeson (168), Line Judge: Rusty Baynes (59), Field Judge: Sean Petty (28), Side Judge: Lo van Pham (99), Back Judge: Scott Helverson (93), Replay Assistant: Gerald Frye


BALTIMORE RAVENS							
PASSING	ATT	CP	YDS	SK/YD	TD	LG	INT
Lamar Jackson	22	17	281	2/17	5	59	0
TOTAL	22	17	281	2/17	5	59	0
RUSHING							
	ATT	YDS	AVG	LG	TD		
Derrick Henry	15	169	11.3	81	0		
Lamar Jackson	9	52	5.8	17	0		
Zay Flowers	1	19	19.0	19	0		
Justice Hill	5	4	0.8	3	0		
TOTAL	30	244	8.1	81	0		
RECEIVING							
	NO	YDS	AVG	LG	TD		
Rashod Bateman	4	121	30.3	59	1		
Mark Andrews	4	41	10.3	20	2		
Justice Hill	3	44	14.7	18t	1		
Isaiah Likely	2	17	8.5	10	0		
Nelson Agholor	1	20	20.0	20	0		
Charlie Kolar	1	14	14.0	14	0		
Derrick Henry	1	13	13.0	13t	1		
Zay Flowers	1	11	11.0	11	0		
TOTAL	17	281	16.5	59	5		
TOP DEFENSE							
	TOT	SOLO	AST	SCK	YDS	INT	
Roquan Smith	18	11	7	0.0	0.0	0	
Kyle Hamilton	11	7	4	0.0	0.0	0	
Eddie Jackson	8	6	2	0.0	0.0	0	
FIELD GOALS							
	FGM/FGA	PERCENT	RESULTS				
Justin Tucker	2-2	100.0	28G, 52G				
TOTAL	2-2	100.0					

TAMPA BAY BUCCANEERS										
PASSING	ATT	CP	YDS	SK/YD	TD	LG	INT	RTG		
Baker Mayfield	45	31	370	3/14	3	28	2	97.5		
TOTAL	45	31	370	3/14	3	28	2	97.5		
RUSHING										
	ATT	YDS	AVG	LG	TD					
Rachaad White	10	40	4.0	8	0					
Sean Tucker	5	29	5.8	15	0					
Bucky Irving	9	23	2.6	6	1					
Baker Mayfield	5	22	4.4	12	0					
Jalen McMillan	1	11	11.0	11	0					
TOTAL	30	125	4.2	15	1					
RECEIVING										
	NO	YDS	AVG	LG	TD					
Cade Otton	8	100	12.5	28	0					
Chris Godwin	7	65	9.3	21	0					
Rachaad White	6	71	11.8	23t	2					
Bucky Irving	3	54	18.0	25	0					
Jalen McMillan	3	15	5.0	8	0					
Mike Evans	1	25	25.0	25t	1					
Trey Palmer	1	16	16.0	16	0					
Sterling Shepard	1	15	15.0	15	0					
Sean Tucker	1	9	9.0	9	0					
TOTAL	31	370	11.9	28	3					
TOP DEFENSE										
	TOT	SOLO	AST	SCK	YDS	INT				
Antoine Winfield Jr.	10	8	2	1.0	9.0	0				
K.J. Britt	6	2	4	0.0	0.0	0				
Yaya Diaby	5	5	0	1.0	8.0	0				
FIELD GOALS										
	FGM/FGA	PERCENT	RESULTS							
Chase McLaughlin	1-2	50.0	23G, 55RU							
TOTAL	1-2	50.0								

GAME HIGHLIGHTS

- The **2024 Ravens** became the fourth team since 1980 (also 1984 Bears, 2006 Falcons and 2019 Ravens) to reach 1,400 rushing yards through seven games of a season.
- TE Mark Andrews** surpassed TE Todd Heap for the most TD receptions (43) by any player in franchise history. In producing a multi-TD receiving game, Andrews also broke a tie with TE Todd Heap for the most such games (10) by a Raven.
- QB Lamar Jackson** posted his 29th outing with at least 200 passing yards and 50 rushing yards, surpassing QB Cam Newton for the most such performances in NFL history. Jackson now owns a 23-1 record in non-conference starts, ranking No. 1 among QBs in NFL history. He also improved to 6-2 on Monday Night Football, including 5-1 on the road.
- CB Marlon Humphrey** collected 2 interceptions, marking the first multi-INT game of his career and making him the first NFL player in 2024 to record 2+ picks in the same quarter of a game. His 4 INTs in 2024 lead all AFC defenders.
- Baltimore extended its non-conference winning streak to 12 straight games, tying the 2007-10 Titans for the league's sixth-longest such streak since the 1970 merger.

Team Statistics	Ravens	Buccaneers
First Downs	22	28
3rd-Down Eff. (Made/Att/Pct)	3/8/38%	11/17/65%
4th-Down Eff. (Made/Att/Pct)	1/1/100%	1/1/100%
Total Net Yards	508	481
Total Plays	54	78
Yards Per Play	9.4	6.2
Rushes/Net Yards	30/244	30/125
Net Passing	264	356
Pass Attempts/Completions	22/17	45/31
Had Intercepted	0	2
Sacked/Yards Lost	2/17	3/14
Punts/Average	2/43.5	2/46.5
Penalties/Yards	9/85	8/75
Fumbles/Lost	2/1	1/0
Possession Time	24:55	35:05




GAME 8: RAVENS 24, BROWNS 29

Baltimore (5-3) • Cleveland (2-6)

Sunday, October 27, 2024 • 1:00 PM EDT • Huntington Bank Field • Cleveland

Sunny Temp: 52° F, Humidity: 50%, Wind: S 4 mph • Attendance: 67,431 • Time: 3:15



Baltimore Ravens	0	10	7	7	—	24
Cleveland Browns	3	3	14	9	—	29

SCORING DRIVES						
TEAM	QTR	TIME	SCORING PLAY	BAL	CLE	
Browns	1	00:37	D.Hopkins 28 yd. Field Goal (14-81, 8:08)	0	3	
Ravens	2	11:51	J.Tucker 49 yd. Field Goal (7-40, 3:46)	3	3	
Browns	2	03:41	D.Hopkins 33 yd. Field Goal (10-52, 5:39)	3	6	
Ravens	2	00:27	N.Agholor 11 yd. pass from L.Jackson (J.Tucker kick) (2-25, 0:41)	10	6	
Browns	3	10:46	D.Njoku 23 yd. pass from J.Winston (D.Hopkins kick) (8-70, 4:14)	10	13	
Ravens	3	04:42	M.Andrews 7 yd. pass from L.Jackson (J.Tucker kick) (6-62, 2:59)	17	13	
Browns	3	02:01	C.Tillman 22 yd. pass from J.Winston (D.Hopkins kick) (6-72, 2:41)	17	20	
Browns	4	04:55	D.Hopkins 48 yd. Field Goal (8-32, 4:11)	17	23	
Ravens	4	02:36	D.Henry 2 yd. run (J.Tucker kick) (6-91, 2:19)	24	23	
Browns	4	00:59	C.Tillman 38 yd. pass from J.Winston (pass failed) (9-69, 1:37)	24	29	

CLEVELAND BROWNS (HEAD COACH: KEVIN STEFANSKI)										
OFFENSE					DEFENSE					
WR	19	C. Tillman	DE	95	M. Garrett					
TE	84	G. Swaim	DT	93	S. Harris					
LT	79	D. Jones	DT	94	D. Tomlinson					
LG	75	J. Bitonio	DE	99	Z. Smith					
C	55	E. Pocic	LB	30	D. Bush					
RG	77	W. Teller	LB	6	J. Owusu-Koramoah					
RT	78	J. Conklin	LB	23	D. Bush					
TE	85	D. Njoku	LB	43	M. Diabate					
WR	3	J. Jeudy	LB	40	N. Watson					
QB	5	J. Winston	CB	21	D. Ward					
RB	24	N. Chubb	S	9	G. Delpit					
			S	1	J. Thornhill					
BALTIMORE RAVENS (HEAD COACH: JOHN HARBAUGH)										
OFFENSE					DEFENSE					
WR	15	N. Agholor	DT	92	N. Madubuike					
LT	79	R. Stanley	NT	58	M. Pierce					
LG	65	P. Mekari	OLB	53	K. Van Noy					
C	64	T. Linderbaum	MLB	0	R. Smith					
RG	77	D. Faalele	WLB	23	T. Simpson					
RT	70	R. Rosengarten	OLB	99	O. Oweh					
TE	80	I. Likely	CB	21	B. Stephens					
TE	88	C. Kolar	SS	14	K. Hamilton					
QB	8	L. Jackson	FS	39	E. Jackson					
RB	22	D. Henry	CB	5	J. Armour-Davis					
FB	42	P. Ricard	DB	29	A. Washington					


OFFICIALS: Referee: Shawn Smith (14), Umpire: Alex Moore (49), Down Judge: Jay Bilbo (84), Line Judge: Jeff Seeman (45), Field Judge: Dyrrol Prioleau (109), Side Judge: Boris Cheek (41), Back Judge: Dino Paganelli (105), Replay Official: Mike Wimmer, Replay Assistant: Lawrence Hill Jr.

BALTIMORE RAVENS								
PASSING	ATT	CP	YDS	SK/YD	TD	LG	INT	RTG
Lamar Jackson	38	23	289	3/26	2	29	0	101.8
TOTAL	38	23	289	3/26	2	29	0	101.8
RUSHING	ATT	YDS	AVG	LG	TD			
Derrick Henry	11	73	6.6	39	1			
Lamar Jackson	8	46	5.8	22	0			
Justice Hill	2	5	2.5	5	0			
TOTAL	21	124	5.9	39	1			
RECEIVING	NO	YDS	AVG	LG	TD			
Zay Flowers	7	115	16.4	29	0			
Mark Andrews	5	36	7.2	11	1			
Isaiah Likely	4	47	11.8	25	0			
Nelson Agholor	3	36	12.0	14	1			
Rashod Bateman	1	28	28.0	28	0			
Justice Hill	1	14	14.0	14	0			
Charlie Kolar	1	9	9.0	9	0			
Derrick Henry	1	4	4.0	4	0			
TOTAL	23	289	12.6	29	2			
TOP DEFENSE	TOT	SOLO	AST	SCK	YDS	INT		
Kyle Hamilton	10	9	1	1.0	12.0	0		
Eddie Jackson	10	6	4	0.0	0.0	0		
Roquan Smith	8	5	3	0.0	0.0	0		
FIELD GOALS	FGM/FGA	PERCENT	RESULTS					
Justin Tucker	1-2	50.0	49G, 50WL					
TOTAL	1-2	50.0						

CLEVELAND BROWNS								
PASSING	ATT	CP	YDS	SK/YD	TD	LG	INT	RTG
Jameis Winston	41	27	334	2/13	3	38t	0	115.3
TOTAL	41	27	334	2/13	3	38T	0	115.3
RUSHING	ATT	YDS	AVG	LG	TD			
Nick Chubb	16	52	3.3	15	0			
D'Onta Foreman	5	26	5.2	8	0			
Jameis Winston	2	2	1.0	1	0			
TOTAL	23	80	3.5	15	0			
RECEIVING	NO	YDS	AVG	LG	TD			
Elijah Moore	8	85	10.6	19	0			
Cedric Tillman	7	99	14.1	38t	2			
Jerry Jeudy	5	79	15.8	30	0			
David Njoku	5	61	12.2	23t	1			
Geoff Swaim	1	7	7.0	7	0			
Pierre Strong Jr.	1	3	3.0	3	0			
TOTAL	27	334	12.4	38T	3			
TOP DEFENSE	TOT	SOLO	AST	SCK	YDS	INT		
Grant Delpit	8	4	4	0.0	0.0	0		
Mohamoud Diabate	8	4	4	0.0	0.0	0		
Jeremiah Owusu-Koramoah	7	5	2	1.0	4.0	0		
FIELD GOALS	FGM/FGA	PERCENT	RESULTS					
Dustin Hopkins	3-3	100.0	28G, 33G, 48G					
TOTAL	3-3	100.0						

- GAME HIGHLIGHTS
- Baltimore's five-game winning streak was snapped with a 29-24 loss at Cleveland.
 - The **2024 Ravens** became the fourth team in NFL history to score at least 20 points and record at least 375 total yards in each of its first eight games of a season, joining the 2013 Denver Broncos, 2007 New England Patriots and 2000 St. Louis Rams.
 - QB Lamar Jackson** recorded at least 250 passing yards and 40 rushing for an NFL-record fourth-straight game.
 - WR Zay Flowers** posted team highs in both receptions (7) and receiving yards (115), reaching the century mark in receiving yards for the third time in the past four games.
 - TE Mark Andrews** reached the end zone for the third-straight games. Notching his 44th-career TD, he surpassed RB Ray Rice (43 TDs) for the second-most total TDs in Ravens history. Only RB Jamal Lewis (47 TDs) has reached the end zone more than Andrews.
 - By reaching the end zone for the eighth-straight game, **RB Derrick Henry** broke a tie with RB Willis McGahee (2007, Weeks 6-13) for the most consecutive games with a score in Ravens history. He also became the first player in NFL history to reach the end zone in each of his first eight games with a team.
 - S Kyle Hamilton** became the second player (also LB Peter Boulware on 9/9/01 vs. Chi.) and first DB in Ravens history to record at least 10 tackles, 1 sack, 1 FF and 2 PD in a single game.

Team Statistics	Ravens	Browns
First Downs	22	22
3rd-Down Eff. (Made/Att/Pct)	2/10/20%	8/15/53%
4th-Down Eff. (Made/Att/Pct)	0/2/0%	0/0/0%
Total Net Yards	387	401
Total Plays	62	66
Yards Per Play	6.2	6.1
Rushes/Net Yards	21/124	23/80
Net Passing	263	321
Pass Attempts/Completions	38/23	41/27
Had Intercepted	0	0
Sacked/Yards Lost	3/26	2/13
Punts/Average	4/52.3	3/48.7
Penalties/Yards	7/53	7/74
Fumbles/Lost	0/0	1/1
Possession Time	28:54	31:06




GAME 9: BRONCOS 10, RAVENS 41

Denver (5-4) • Baltimore (6-3)

Sunday, November 3, 2024 • 1:00 PM EST • M&T Bank Stadium • Baltimore

Clear Temp: 57° F, Humidity: 30%, Wind: ENE 3 mph • Attendance: 71,051 • Time: 2:57



Denver Broncos	0	10	0	0	—	10
Baltimore Ravens	7	17	14	3	—	41

SCORING DRIVES						
TEAM	QTR	TIME	SCORING PLAY	DEN	BAL	
Ravens	1	02:18	D.Henry 7 yd. run (J.Tucker kick) (7-57, 3:59)	0	7	
Ravens	2	12:04	J.Tucker 33 yd. Field Goal (5-52, 2:51)	0	10	
Broncos	2	07:15	B.Nix 2 yd. pass from C.Sutton (W.Lutz kick) (11-70, 4:49)	7	10	
Ravens	2	03:47	Z.Flowers 7 yd. pass from L.Jackson (J.Tucker kick) (7-63, 3:28)	7	17	
Broncos	2	00:54	W.Lutz 37 yd. Field Goal (11-51, 2:53)	10	17	
Ravens	2	00:16	Z.Flowers 53 yd. pass from L.Jackson (J.Tucker kick) (2-70, 0:38)	10	24	
Ravens	3	09:36	D.Henry 6 yd. run (J.Tucker kick) (11-70, 5:24)	10	31	
Ravens	3	01:21	P.Ricard 3 yd. pass from L.Jackson (J.Tucker kick) (10-79, 6:11)	10	38	
Ravens	4	12:49	J.Tucker 37 yd. Field Goal (5-20, 2:15)	10	41	

DENVER BRONCOS (HEAD COACH: SEAN PAYTON)											
OFFENSE						DEFENSE					
WR	14	C. Sutton	DE	99	Z. Allen	LT	72	G. Bolles	NT	93	D. Jones
LG	74	B. Powers	DE	98	J. Franklin-Myers	C	54	A. Forsyth	SLB	0	J. Cooper
RG	77	Q. Meinerz	WLB	15	N. Bonitto	TE	45	N. Adkins	ILB	12	K. Alexander
RT	69	M. McGlinchey	ILB	55	C. Barton	TE	82	A. Trautman	CB	2	P. Surtain II
WR	84	L. Humphrey	CB	21	R. Moss	RB	38	J. McLaughlin	S	26	D. Key
QB	10	B. Nix	S	22	B. Jones						
BALTIMORE RAVENS (HEAD COACH: JOHN HARBAUGH)											
OFFENSE						DEFENSE					
WR	4	Z. Flowers	DT	92	N. Madubuike	WR	7	R. Bateman	DE	96	B. Washington
LT	79	R. Stanley	OLB	53	K. Van Noy	LG	65	P. Mekari	MLB	0	R. Smith
RG	77	D. Faaelele	OLB	99	O. Oweh	C	64	T. Linderbaum	WLB	23	T. Simpson
RT	70	R. Rosengarten	CB	44	M. Humphrey	TE	89	M. Andrews	SS	14	K. Hamilton
QB	8	L. Jackson	FS	32	M. Williams	RB	22	D. Henry	CB	21	B. Stephens
FB	42	P. Ricard	DB	29	A. Washington						

OFFICIALS: Referee: Adrian Hill (29), Umpire: Roy Ellison (81), Down Judge: David Oliver (24), Line Judge: Greg Bradley (98), Back Judge: Greg Steed (12), Field Judge: Trawick Boger (23), Side Judge: Clay Reynard (18), Replay Official: Kevin Stine

DENVER BRONCOS							
PASSING	ATT	CP	YDS	SK/YD	TD	LG	INT
Bo Nix	33	19	223	4/28	0	34	1
Courtland Sutton	1	1	2	0/0	1	2t	0
TOTAL	34	20	225	4/28	1	34	1

RUSHING	ATT	YDS	AVG	LG	TD
Javonte Williams	12	42	3.5	7	0
Bo Nix	6	36	6.0	15	0
Audric Estime	5	35	7.0	21	0
Jaleel McLaughlin	5	10	2.0	3	0
Michael Burton	2	-1	-0.5	0	0
TOTAL	30	122	4.1	21	0

RECEIVING	NO	YDS	AVG	LG	TD
Courtland Sutton	7	122	17.4	33	0
Jaleel McLaughlin	3	10	3.3	6	0
Javonte Williams	2	42	21.0	34	0
LilJordan Humphrey	2	11	5.5	6	0
Devaughn Vele	2	11	5.5	6	0
Troy Franklin	1	19	19.0	19	0
Marvin Mims Jr.	1	4	4.0	4	0
Adam Trautman	1	4	4.0	4	0
Bo Nix	1	2	2.0	2t	1
TOTAL	20	225	11.3	34	1

TOP DEFENSE	TOT	SOLO	AST	SCK	YDS	INT
Devon Key	9	5	4	0.0	0.0	0
Cody Barton	7	1	6	0.0	0.0	0
Malcolm Roach	5	4	1	0.0	0.0	0

FIELD GOALS	FGM/FGA	PERCENT	RESULTS
Wil Lutz	1-1	100.0	37G
TOTAL	1-1	100.0	

BALTIMORE RAVENS							
PASSING	ATT	CP	YDS	SK/YD	TD	LG	INT
Lamar Jackson	19	16	280	1/11	3	53t	0
TOTAL	19	16	280	1/11	3	53T	0

RUSHING	ATT	YDS	AVG	LG	TD
Derrick Henry	23	106	4.6	20	2
Justice Hill	5	15	3.0	8	0
Lamar Jackson	3	4	1.3	11	0
Josh Johnson	3	2	0.7	2	0
TOTAL	34	127	3.7	20	2

RECEIVING	NO	YDS	AVG	LG	TD
Zay Flowers	5	127	25.4	53t	2
Justice Hill	3	43	14.3	24	0
Rashod Bateman	3	25	8.3	15	0
Mark Andrews	2	26	13.0	16	0
Nelson Agholor	1	29	29.0	29	0
Derrick Henry	1	27	27.0	27	0
Patrick Ricard	1	3	3.0	3t	1
TOTAL	16	280	17.5	53T	3

TOP DEFENSE	TOT	SOLO	AST	SCK	YDS	INT
Kyle Hamilton	10	7	3	0.0	0.0	0
Trenton Simpson	9	7	2	1.0	13.0	0
Brandon Stephens	7	5	2	0.0	0.0	0

FIELD GOALS	FGM/FGA	PERCENT	RESULTS
Justin Tucker	2-2	100.0	33G, 37G
TOTAL	2-2	100.0	

GAME HIGHLIGHTS

- The Ravens permitted the Broncos just 10 points and 319 total yards (197 passing and 122 rushing), limiting them to 6-of-14 (43%) on third down and 1-of-5 (20%) on fourth down. The defense also registered 4 sacks and notched 1 INT of rookie QB Bo Nix.
- QB Lamar Jackson** completed 16-of-19 passes for 280 yards and 3 TDs, registering a perfect 158.3 passer rating. By reaching the perfect mark for the fourth time in his career, Jackson surpassed Tom Brady, Peyton Manning, Ben Roethlisberger and Kurt Warner (three apiece) for the most such performances in NFL history (min. 15 attempts in each game).
- RB Derrick Henry** totaled 23 carries for 106 yards (4.6 avg.) and 2 TDs, marking his ninth-consecutive game reaching the end zone. The rushing TDs marked his 10th and 11th on the season, and the 100th and 101st of his career.
- With 5 receptions for 127 yards and 2 TDs, **WR Zay Flowers** recorded his fourth 100-yard receiving performance over the last five games, while also notching his first-career game with multiple receiving TDs.

Team Statistics	Broncos	Ravens
First Downs	20	25
3rd-Down Eff. (Made/Att/Pct)	6/14/43%	3/8/38%
4th-Down Eff. (Made/Att/Pct)	1/5/20%	0/0/0%
Total Net Yards	319	396
Total Plays	68	54
Yards Per Play	4.7	7.3
Rushes/Net Yards	30/122	34/127
Net Passing	197	269
Pass Attempts/Completions	34/20	19/16
Had Intercepted	1	0
Sacked/Yards Lost	4/28	1/11
Punts/Average	2/48.0	2/49.0
Penalties/Yards	9/71	6/53
Fumbles/Lost	0/0	2/0
Possession Time	28:09	31:51

Cincinnati Bengals	7	7	7	13	—	34
Baltimore Ravens	0	7	7	21	—	35

SCORING DRIVES						CINCINNATI BENGALS (HEAD COACH: ZAC TAYLOR)											
TEAM	QTR	TIME	SCORING PLAY	CIN	BAL	OFFENSE						DEFENSE					
Bengals	1	09:23	C.Brown 1 yd. run (E.McPherson kick) (12-70, 5:37)	7	0	WR	1	J. Chase	DE	94	S. Hubbard	WR	80	A. Iosivas	DT	98	S. Rankins
Ravens	2	13:04	N.Agholor 6 yd. pass from L.Jackson (J.Tucker kick) (9-59, 4:52)	7	7	LT	61	C. Ford	DT	92	B. Hill	LG	67	C. Volson	RDE	91	T. Hendrickson
Bengals	2	00:30	T.Hudson 3 yd. pass from J.Burrow (E.McPherson kick) (10-73, 3:32)	14	7	C	64	T. Karras	LB	55	L. Wilson	RG	65	A. Cappa	LB	57	G. Pratt
Bengals	3	13:09	J.Chase 67 yd. pass from J.Burrow (E.McPherson kick) (11-67, 0:12)	21	7	RT	71	A. Mims	NCB	21	M. Hilton	TE	89	D. Sample	CB	29	C. Taylor-Britt
Ravens	3	04:12	D.Henry 1 yd. run (J. Tucker kick) (5-31, 2:46)	21	14	WR	81	J. Burton	CB	20	D. Turner II	QB	9	J. Burrow	S	22	G. Stone
Ravens	4	13:30	T.Wallace 84 yd. pass from L.Jackson (kick failed, wl) (3-92, 1:14)	21	20	HB	30	C. Brown	S	24	V. Bell	BALTIMORE RAVENS (HEAD COACH: JOHN HARBAUGH)					
Ravens	4	05:50	M.Andrews 18 yd. pass from L.Jackson (L.Jackson run) (7-65, 3:34)	21	28	OFFENSE						DEFENSE					
Bengals	4	05:37	J.Chase 70 yd. pass from J.Burrow (E.McPherson kick) (1-70, 0:13)	28	28	WR	4	Z. Flowers	DT	92	N. Madubuike	WR	15	N. Agholor	DE	98	T. Jones
Ravens	4	01:49	R.Bateman 5 yd. pass from L.Jackson (J.Tucker kick) (11-70, 3:48)	28	35	WR	7	R. Bateman	OLB	53	K. Van Noy	LT	79	R. Stanley	MLB	0	R. Smith
Bengals	4	00:38	J.Chase 5 yd. pass from J.Burrow (pass failed) (9-70, 1:11)	34	35	LG	65	P. Mekari	WLB	23	T. Simpson	RG	64	T. Linderbaum	OLB	99	O. Oweh
						C	64	T. Linderbaum	CB	44	M. Humphrey	RT	70	R. Rosengarten	SS	14	K. Hamilton
						TE	89	M. Andrews	FS	32	M. Williams	QB	8	L. Jackson	CB	21	B. Stephens
						RB	22	D. Henry	DB	29	A. Washington						

OFFICIALS: Referee: Cleite Blakeman (34), Umpire: Scott Campbell (127), Down Judge: Dana McKenzie (8), Line Judge: Julian Mapp (10), Back Judge: Jonah Monroe (120), Field Judge: Karina Tovar (0), Side Judge: James Coleman (95), Replay Official: Chad Adams

CINCINNATI BENGALS									BALTIMORE RAVENS								
PASSING	ATT	CP	YDS	SK/YD	TD	LG	INT	RTG	PASSING	ATT	CP	YDS	SK/YD	TD	LG	INT	RTG
Joe Burrow	56	34	428	3/7	4	70t	0	108.3	Lamar Jackson	33	25	290	0/0	4	84t	0	141.4
TOTAL	56	34	428	3/7	4	70T	0	108.3	TOTAL	33	25	290	0/0	4	84T	0	141.4
RUSHING	ATT	YDS	AVG	LG	TD				RUSHING	ATT	YDS	AVG	LG	TD			
Chase Brown	13	42	3.2	7	1				Derrick Henry	16	68	4.3	11	1			
Joe Burrow	2	6	3.0	6	0				Lamar Jackson	7	33	4.7	10	0			
Tanner Hudson	1	1	1.0	1	0				Justice Hill	2	-2	-1.0	0	0			
TOTAL	16	49	3.1	7	1				TOTAL	25	99	4.0	11	1			
RECEIVING	NO	YDS	AVG	LG	TD				RECEIVING	NO	YDS	AVG	LG	TD			
Ja'Marr Chase	11	264	24.0	70t	3				Mark Andrews	6	68	11.3	18t	1			
Chase Brown	9	52	5.8	17	0				Rashod Bateman	6	54	9.0	15	1			
Tanner Hudson	6	42	7.0	10	1				Zay Flowers	4	34	8.5	19	0			
Mike Gesicki	4	30	7.5	13	0				Tylan Wallace	3	115	38.3	84t	1			
Andrei Iosivas	2	29	14.5	19	0				Justice Hill	2	0	0.0	6	0			
Jermaine Burton	1	11	11.0	11	0				Nelson Agholor	1	6	6.0	6t	1			
Cam Grandy	1	0	0.0	0	0				Diontae Johnson	1	6	6.0	6	0			
TOTAL	34	428	12.6	70T	4				Charlie Kolar	1	4	4.0	4	0			
TOP DEFENSE	TOT	SOLO	AST	SCK	YDS	INT			TOP DEFENSE	TOT	SOLO	AST	SCK	YDS	INT		
Germaine Pratt	8	6	2	0.0	0.0	0			Roquan Smith	12	6	6	0.0	0.0	0		
Logan Wilson	8	5	3	0.0	0.0	0			Trenton Simpson	7	4	3	0.0	0.0	0		
Jordan Battle	7	5	2	0.0	0.0	0			Marlon Humphrey	5	5	0	0.0	0.0	0		
FIELD GOALS	FGM/FGA		PERCENT		RESULTS				FIELD GOALS	FGM/FGA		PERCENT		RESULTS			
	No Field Goals									No Field Goals							

- GAME HIGHLIGHTS
- The 7-3 Ravens have won seven of their past eight games and move to 4-1 at home this season. They've swept the season series against the Bengals in each of the past two seasons.
 - The 148 combined points between both Ravens-Bengals affairs this season mark the most in any single-season matchup in Baltimore's history.
 - With the victory, head coach **John Harbaugh**'s Ravens won their 100th game at home (regular season and postseason).
 - QB Lamar Jackson** completed 25-of-33 attempts for 290 yards, 4 TDs (to four different targets), 0 INTs and a 141.4 passer rating. In the fourth quarter, he was 11-of-13 for 197 yards and 3 TDs (perfect 158.3 rating). It marked Jackson's sixth-straight game with at least 275 passing yards and a 100-or-better passer rating.
 - CB Marlon Humphrey** tallied 5 solo tackles, 1 PD and 1 FF, while **DT Nnamdi Madubuike** produced a career-high 3 sacks and 1 FF.
 - RB Derrick Henry** reached the end zone in his 10th-straight game, while **WR Tylan Wallace** posted his first-career 100-yard receiving game, finishing with 3 catches for 113 yards, including an 84-yard catch-and-run TD.

Team Statistics	Bengals	Ravens
First Downs	27	20
3rd-Down Eff. (Made/Att/Pct)	8/16/50%	7/12/58%
4th-Down Eff. (Made/Att/Pct)	2/4/50%	0/0/0%
Total Net Yards	470	389
Total Plays	75	58
Yards Per Play	6.3	6.7
Rushes/Net Yards	16/49	25/99
Net Passing	421	290
Pass Attempts/Completions	56/34	33/25
Had Intercepted	0	0
Sacked/Yards Lost	3/7	0/0
Punts/Average	3/41.3	5/46.2
Penalties/Yards	3/23	11/81
Fumbles/Lost	3/1	0/0
Possession Time	31:35	28:25

Baltimore Ravens	0	7	3	6	—	16
Pittsburgh Steelers	3	6	6	3	—	18

SCORING DRIVES						
TEAM	QTR	TIME	SCORING PLAY	BAL	PIT	
Steelers	1	10:40	C.Boswell 32 yd. Field Goal (8-28, 3:31)	0	3	
Steelers	2	07:39	C.Boswell 52 yd. Field Goal (10-50, 4:52)	0	6	
Ravens	2	01:16	D.Henry 1 yd. run (J.Tucker kick) (6-80, 3:51)	7	6	
Steelers	2	00:07	C.Boswell 32 yd. Field Goal (4-5, 0:22)	7	9	
Steelers	3	10:46	C.Boswell 57 yd. Field Goal (8-31, 4:14)	7	12	
Ravens	3	06:12	J.Tucker 54 yd. Field Goal (11-34, 4:34)	10	12	
Steelers	3	00:56	C.Boswell 27 yd. Field Goal (10-61, 5:16)	10	15	
Steelers	4	03:35	C.Boswell 50 yd. Field Goal (9-32, 4:39)	10	18	
Ravens	4	01:06	Z.Flowers 16 yd. pass from L.Jackson (pass failed) (9-69, 2:29)	16	18	

PITTSBURGH STEELERS (HEAD COACH: MIKE TOMLIN)											
OFFENSE						DEFENSE					
WR	11	V. Jefferson	DT	97	C. Heyward	LT	65	D. Moore Jr.	NT	95	K. Benton
LG	73	I. Seumalo	LOLB	90	T. Watt	C	54	Z. Frazier	LILB	6	P. Queen
RG	66	M. McCormick	RILB	50	E. Roberts	RT	77	B. Jones	ROLB	51	N. Herbig
TE	80	D. Washington	LCB	26	D. Jackson	RB	22	N. Harris	FS	39	M. Fitzpatrick
QB	3	R. Wilson	SS	25	D. Elliott	WR	14	G. Pickens	RCB	24	J. Porter Jr.
WR	14	G. Pickens	NCB	31	B. Bishop Jr.	TE	74	S. Anderson			
BALTIMORE RAVENS (HEAD COACH: JOHN HARBAUGH)											
OFFENSE						DEFENSE					
WR	4	Z. Flowers	DT	92	N. Madubuike	WR	18	D. Johnson	NT	98	T. Jones
WR	7	R. Bateman	DE	96	B. Washington	LT	79	R. Stanley	OLB	95	T. Robinson
LG	65	P. Mekari	MLB	0	R. Smith	LG	65	P. Mekari	MLB	0	R. Smith
C	64	T. Linderbaum	WLB	23	T. Simpson	RG	77	D. Faalele	OLB	40	M. Harrison
RG	77	D. Faalele	OLB	40	M. Harrison	RT	70	R. Rosengarten	CB	44	M. Humphrey
TE	89	M. Andrews	SS	14	K. Hamilton	QB	8	L. Jackson	FS	29	A. Washington
QB	8	L. Jackson	FS	29	A. Washington	RB	22	D. Henry	CB	21	B. Stephens

OFFICIALS: Referee: Clay Martin (19), Umpire: James Carter II (73), Down Judge: Jerod Phillips (6), Line Judge: Brian Perry (97), Field Judge: Dave Hawkshaw (107), Side Judge: Alonzo Ramsey III (80), Back Judge: Greg Wilson (119), Replay Official: Brian Matoren, Replay Assistant: Bryant Thompson

BALTIMORE RAVENS							
PASSING	ATT	CP	YDS	SK/YD	TD	LG	INT
Lamar Jackson	33	16	207	2/2	1	42	1
TOTAL	33	16	207	2/2	1	42	1

RUSHING	ATT	YDS	AVG	LG	TD
Derrick Henry	13	65	5.0	31	1
Lamar Jackson	4	46	11.5	25	0
Justice Hill	2	13	6.5	9	0
TOTAL	19	124	6.5	31	1

RECEIVING	NO	YDS	AVG	LG	TD
Isaiah Likely	4	75	18.8	42	0
Justice Hill	4	28	7.0	22	0
Zay Flowers	2	39	19.5	23	1
Rashod Bateman	2	30	15.0	19	0
Mark Andrews	2	22	11.0	14	0
Tylan Wallace	1	8	8.0	8	0
Patrick Ricard	1	5	5.0	5	0
TOTAL	16	207	12.9	42	1

TOP DEFENSE	TOT	SOLO	AST	SCK	YDS	INT
Roquan Smith	13	8	5	0.0	0.0	0
Ar'Darius Washington	12	5	7	0.0	0.0	0
Kyle Hamilton	10	9	1	0.0	0.0	0

FIELD GOALS	FGM/FGA	PERCENT	RESULTS
Justin Tucker	1-3	33.3	47WL, 50WL, 54G
TOTAL	1-3	33.0	

PITTSBURGH STEELERS							
PASSING	ATT	CP	YDS	SK/YD	TD	LG	INT
Russell Wilson	36	23	205	4/24	0	37	1
TOTAL	36	23	205	4/24	0	37	1

RUSHING	ATT	YDS	AVG	LG	TD
Najee Harris	18	63	3.5	13	0
Jaylen Warren	9	41	4.6	9	0
Justin Fields	2	17	8.5	9	0
Russell Wilson	4	1	0.3	3	0
Cordarrelle Patterson	1	0	0.0	0	0
TOTAL	34	122	3.6	13	0

RECEIVING	NO	YDS	AVG	LG	TD
George Pickens	8	89	11.1	37	0
Najee Harris	4	30	7.5	20	0
Jaylen Warren	4	27	6.8	12	0
Darnell Washington	2	42	21.0	25	0
Pat Freiermuth	2	14	7.0	9	0
Ben Skowronek	1	4	4.0	4	0
Cordarrelle Patterson	1	0	0.0	0	0
Calvin Austin III	1	-1	-1.0	-1	0
TOTAL	23	205	8.9	37	0

TOP DEFENSE	TOT	SOLO	AST	SCK	YDS	INT
Patrick Queen	10	3	7	0.0	0.0	0
Minkah Fitzpatrick	7	4	3	0.0	0.0	0
Larry Ogunjobi	5	0	5	0.0	0.0	0

FIELD GOALS	FGM/FGA	PERCENT	RESULTS
Chris Boswell	6-6	100.0	32G, 52G, 32G, 57G, 27G, 50G
TOTAL	6-6	100.0	

GAME HIGHLIGHTS

- Of the last 33 Ravens-Steelers games, a league-high 27 have been one-score affairs, including each of the past nine contests. Dating back to 2008, a league-high 19 Ravens-Steelers games have been decided by 3-or-fewer points.
- The defense limited Pittsburgh to 4-of-16 (25%) on third down and 0-for-4 in the red zone, forcing 6 FGs. It marks the first time in this storied rivalry that the victors were held without a TD.
- OLB Odafe Oweh** tallied 5 tackles (3 solo) to go along with a team-best 2.5 sacks.
- CB Marlon Humphrey** tallied 3 solo tackles and 1 INT, picking off QB Russell Wilson in the end zone on third-and-goal from the 5-yard line.
- S Ar'Darius Washington** tallied a career-high 11 tackles (6 solo) and 1 PD.
- In his Ravens debut, **CB Tre'Davious White** tallied 2 PD, both of which broke up potential TD grabs by WR George Pickens.
- RB Derrick Henry** posted 65 rushing yards and 1 rushing TD on 13 carries (5.0 avg.). Henry tied the single-season franchise record for total TDs (15) and became the fourth player since 1970 to reach the end zone in each of the first 11 games of a season, joining Hall of Famers O.J. Simpson (first 14 in 1975), Jerry Rice (first 12 in 1987) and John Riggins (first 12 in 1983).

Team Statistics	Ravens	Steelers
First Downs	16	18
3rd-Down Eff. (Made/Att/Pct)	4/11/36%	4/16/25%
4th-Down Eff. (Made/Att/Pct)	0/0/0%	0/1/0%
Total Net Yards	329	303
Total Plays	54	74
Yards Per Play	6.1	4.1
Rushes/Net Yards	19/124	34/122
Net Passing	205	181
Pass Attempts/Completions	33/16	36/23
Had Intercepted	1	1
Sacked/Yards Lost	2/2	4/24
Punts/Average	4/54.3	4/56.5
Penalties/Yards	12/80	7/45
Fumbles/Lost	2/2	0/0
Possession Time	23:38	36:22

Baltimore Ravens	0	14	3	13	—	30
Los Angeles Chargers	7	6	3	7	—	23

SCORING DRIVES							
TEAM	QTR	TIME	SCORING PLAY	BAL	LAC		
Chargers	1	09:45	J.Herbert 5 yd. run (C.Dicker kick) (9-70, 5:15)	0	7		
Chargers	2	11:26	C.Dicker 42 yd. Field Goal (11-40, 5:33)	0	10		
Ravens	2	07:48	L.Jackson 10 yd. run (J.Tucker kick) (7-70, 3:38)	7	10		
Ravens	2	00:24	R.Bateman 40 yd. pass from L.Jackson (J.Tucker kick) (8-93, 3:30)	14	10		
Chargers	2	00:00	C.Dicker 52 yd. Field Goal (5-36, 0:24)	14	13		
Ravens	3	09:29	J.Tucker 45 yd. Field Goal (10-43, 5:31)	17	13		
Chargers	3	04:08	C.Dicker 52 yd. Field Goal (10-36, 5:21)	17	16		
Ravens	4	12:32	M.Andrews 6 yd. pass from L.Jackson (pass failed) (14-70, 6:36)	23	16		
Ravens	4	07:24	J.Hill 51 yd. run (J.Tucker kick) (6-72, 3:21)	30	16		
Chargers	4	00:46	G.Edwards 1 yd. run (C.Dicker kick) (11-63, 2:22)	30	23		

LOS ANGELES CHARGERS (HEAD COACH: JIM HARBAUGH)									
OFFENSE					DEFENSE				
TE	42	T. Fisk	OLB	52	K. Mack				
LT	70	R. Slater	DL	93	O. Ogbornia				
LG	77	Z. Johnson	DL	95	P. Ford				
C	75	B. Bozeman	OLB	97	J. Bosa				
RG	79	T. Pipkins III	LB	0	D. Henley				
RT	76	J. Alt	LB	43	T. Dye				
WR	5	J. Palmer	CB	22	E. Molden				
WR	1	Q. Johnston	CB	7	K. Fulton				
QB	10	J. Herbert	CB	29	T. Still				
RB	27	J. Dobbins	S	3	D. James Jr.				
FB	44	S. Matlock	S	32	A. Gilman				
BALTIMORE RAVENS (HEAD COACH: JOHN HARBAUGH)									
OFFENSE					DEFENSE				
WR	4	Z. Flowers	DT	92	N. Madubuike				
WR	18	D. Johnson	NT	98	T. Jones				
WR	7	R. Bateman	DE	96	B. Washington				
LT	79	R. Stanley	OLB	95	T. Robinson				
LG	65	P. Mekari	MLB	54	K. Welch				
C	64	T. Linderbaum	WLB	23	T. Simpson				
RG	77	D. Faalele	OLB	40	M. Harrison				
RT	70	R. Rosengarten	CB	44	M. Humphrey				
TE	89	M. Andrews	SS	14	K. Hamilton				
TE	80	I. Likely	FS	29	A. Washington				
QB	8	L. Jackson	CB	21	B. Stephens				
RB	22	D. Henry							

OFFICIALS: Referee: Carl Cheffers (51), Umpire: Brandon Cruse (22), Down Judge: Mike Carr (63), Line Judge: Jeff Seeman (45), Field Judge: Eugene Hall (103), Side Judge: Nathan Jones (33), Back Judge: Martin Hankins (133), Replay Official: Kirt Shay, Replay Assistant: Brian Davies

BALTIMORE RAVENS								
PASSING	ATT	CP	YDS	SK/YD	TD	LG	INT	RTG
Lamar Jackson	22	16	177	1/0	2	40t	0	126.5
TOTAL	22	16	177	1/0	2	40T	0	126.5
RUSHING								
	ATT	YDS	AVG	LG	TD			
Derrick Henry	24	140	5.8	27	0			
Justice Hill	4	55	13.8	51t	1			
Lamar Jackson	8	15	1.9	10t	1			
Mark Andrews	1	2	2.0	2	0			
TOTAL	37	212	5.7	51T	2			
RECEIVING								
	NO	YDS	AVG	LG	TD			
Zay Flowers	5	62	12.4	25	0			
Mark Andrews	5	44	8.8	16	1			
Rashod Bateman	2	43	21.5	40t	1			
Justice Hill	2	7	3.5	9	0			
Tylan Wallace	1	15	15.0	15	0			
Charlie Kolar	1	6	6.0	6	0			
TOTAL	16	177	11.1	40T	2			
TOP DEFENSE								
	TOT	SOLO	AST	SCK	YDS	INT		
Malik Harrison	12	6	6	0.0	0.0	0		
Nate Wiggins	6	6	0	0.0	0.0	0		
Ar'Darius Washington	4	4	0	0.0	0.0	0		
FIELD GOALS								
	FGM/FGA	PERCENT	RESULTS					
Justin Tucker	1-1	100.0	45G					
TOTAL	1-1	100.0						

LOS ANGELES CHARGERS									
PASSING	ATT	CP	YDS	SK/YD	TD	LG	INT	RTG	
Justin Herbert	36	21	218	4/16	0	19	0	75.9	
TOTAL	36	21	218	4/16	0	19	0	75.9	
RUSHING									
	ATT		YDS		AVG		LG	TD	
J.K. Dobbins	6		40		6.7		17	0	
Justin Herbert	4		29		7.3		12	1	
Gus Edwards	9		11		1.2		8	1	
Hassan Haskins	1		3		3.0		3	0	
TOTAL	20		83		4.2		17	2	
RECEIVING									
	NO		YDS		AVG		LG	TD	
Ladd McConkey	6		83		13.8		19	0	
Will Dissly	4		47		11.8		18	0	
Joshua Palmer	3		38		12.7		17	0	
J.K. Dobbins	3		19		6.3		11	0	
Jalen Reagor	2		20		10.0		11	0	
Derius Davis	2		4		2.0		3	0	
Tucker Fisk	1		7		7.0		7	0	
TOTAL	21		218		10.4		19	0	
TOP DEFENSE									
	TOT		SOLO		AST		SCK	YDS	INT
Daiyan Henley	10		4		6		0.0	0.0	0
Nick Niemann	8		4		4		0.0	0.0	0
Tarheeb Still	7		4		3		0.0	0.0	0
FIELD GOALS									
	FGM/FGA				PERCENT			RESULTS	
Cameron Dicker	3-3				100.0			42G, 52G, 52G	
TOTAL	3-3				100.0				

GAME HIGHLIGHTS	
<ul style="list-style-type: none">Baltimore totaled 30 points and 389 yards (177 passing & 212 rushing), while reaching the end zone on 2-of-2 red zone opportunities and moving the chains on 8-of-15 (53%) third downs and 3-of-3 (100%) fourth downs.The Ravens became the first team since the 1954 Rams to post at least 3,000 passing yards and 2,000 rushing yards in a team's first 12 games of a season.Baltimore permitted just 23 points and 285 total yards (202 passing & 83 rushing), allowing first-down conversions on just 5-of-14 (36%) third-down tries, while adding 4 sacks (1 apiece by OLB Odafe Oweh, DB Brandon Stephens, DL Josh Tupou and OLB Kyle Van Noy.)QB Lamar Jackson completed 16-of-22 passes for 177 yards and 2 TDs (to WR Rashod Bateman & TE Mark Andrews) for a 126.5 passer rating, while adding 15 rushing yards and a ground score in the victory.RB Derrick Henry totaled 24 carries for 140 rushing yards, posting his sixth-100-yard rushing outing of the season, while regostering a season-high 9 rushing first downs.RB Justice Hill totaled 4 carries for 55 yards and 1 TD, a career-long 51-yarder in the fourth quarter that gave Baltimore a two-score lead (30-16).Filling in for the injured ILB Roquan Smith (inactive), ILB Malik Harrison tallied a team- and career-high 12 tackles (6 solo), including 1 TFL.	

Team Statistics	Ravens	Chargers
First Downs	19	19
3rd-Down Eff. (Made/Att/Pct)	8/15/53%	5/14/36%
4th-Down Eff. (Made/Att/Pct)	3/3/100%	2/2/100%
Total Net Yards	389	285
Total Plays	60	60
Yards Per Play	6.5	4.8
Rushes/Net Yards	37/212	20/83
Net Passing	177	202
Pass Attempts/Completions	22/16	36/21
Had Intercepted	0	0
Sacked/Yards Lost	1/0	4/16
Punts/Average	3/54.3	4/41.3
Penalties/Yards	9/102	7/62
Fumbles/Lost	0/0	1/0
Possession Time	30:57	29:03



GAME 13: EAGLES 24, RAVENS 19

Philadelphia (10-2) • Baltimore (8-5)

Sunday, December 1, 2024 • 4:25 PM EST • M&T Bank Stadium • Baltimore

Cloudy Temp: 41° F, Humidity: 41%, Wind: W 7 mph • Attendance: 71,344 • Time: 3:05



Philadelphia Eagles	0	14	0	10	—	24
Baltimore Ravens	9	3	0	7	—	19

SCORING DRIVES						PHILADELPHIA EAGLES (HEAD COACH: NICK SIRIANNI)											
TEAM	QTR	TIME	SCORING PLAY	PHI	BAL	OFFENSE						DEFENSE					
Ravens	1	09:21	J.Tucker 34 yd. Field Goal (7-51, 3:49)	0	3	WR	18	B. Covey	OLB	19	J. Sweat	TE	88	D. Goedert	DT	90	J. Davis
Ravens	1	03:49	M.Andrews 14 yd. pass from L.Jackson (kick failed, hlu) (8-82, 4:38)	0	9	LT	68	J. Mallata	DT	98	J. Carter	LG	69	L. Dickerson	OLB	3	N. Smith
Eagles	2	08:04	D.Goedert 17 yd. pass from J.Hurts (J.Elliott kick) (6-49, 2:51)	7	9	C	51	C. Jurgens	LB	17	N. Dean	RG	77	M. Becton	LB	53	Z. Baun
Eagles	2	02:00	J.Hurts 1 yd. run (J.Elliott kick) (9-68, 4:02)	14	9	RT	65	L. Johnson	CB	27	Q. Mitchell	WR	11	A. Brown	CB	34	I. Rodgers
Ravens	2	00:03	J.Tucker 50 yd. Field Goal (8-27, 1:57)	14	12	TE	81	G. Calcaterra	DB	33	C. DeJean	QB	1	J. Hurts	S	8	C. Gardner-Johnson
Eagles	4	07:56	S.Barkley 25 yd. run (J.Elliott kick) (7-71, 3:24)	21	12	RB	26	S. Barkley	S	32	R. Blankenship	BALTIMORE RAVENS (HEAD COACH: JOHN HARBAUGH)					
Eagles	4	01:03	J.Elliott 35 yd. Field Goal (11-25, 5:08)	24	12	OFFENSE						DEFENSE					
Ravens	4	00:03	I.Likely 11 yd. pass from L.Jackson (J.Tucker kick) (7-70, 1:00)	24	19	WR	4	Z. Flowers	DT	92	N. Madubuike	WR	15	N. Agholor	NT	98	T. Jones
						WR	7	R. Bateman	DE	96	B. Washington	WR	79	R. Stanley	OLB	95	T. Robinson
						LG	65	P. Mekari	MLB	0	R. Smith	LT	64	T. Linderbaum	WLB	23	T. Simpson
						C	64	T. Linderbaum	WLB	23	T. Simpson	RG	77	D. Faalele	OLB	40	M. Harrison
						RT	70	R. Rosengarten	CB	44	M. Humphrey	TE	89	M. Andrews	SS	14	K. Hamilton
						QB	8	L. Jackson	FS	29	A. Washington	RB	22	D. Henry	CB	21	B. Stephens

OFFICIALS: Referee: Craig Wrolstad (4), Umpire: Steven Woods (54), Down Judge: Danny Short (113), Line Judge: Brett Bergman (17), Back Judge: Rich Martinez (39), Field Judge: Jeff Shears (60), Side Judge: Frank Steratore (132), Replay Official: Gavin Anderson

PHILADELPHIA EAGLES								
PASSING	ATT	CP	YDS	SK/YD	TD	LG	INT	RTG
Jalen Hurts	19	11	118	2/6	1	17t	0	93.8
TOTAL	19	11	118	2/6	1	17T	0	93.8
RUSHING	ATT	YDS	AVG	LG	TD			
Saquon Barkley	23	107	4.7	25t	1			
Jalen Hurts	9	29	3.2	11	1			
Will Shipley	1	4	4.0	4	0			
TOTAL	33	140	4.2	25T	2			
RECEIVING	NO	YDS	AVG	LG	TD			
A.J. Brown	5	66	13.2	15	0			
Dallas Goedert	3	35	11.7	17t	1			
Saquon Barkley	2	10	5.0	5	0			
Jahan Dotson	1	7	7.0	7	0			
TOTAL	11	118	10.7	17T	1			
TOP DEFENSE	TOT	SOLO	AST	SCK	YDS	INT		
Zack Baun	13	8	5	0.5	7.0	0		
Nakobe Dean	10	5	5	0.0	0.0	0		
Nolan Smith	8	3	5	1.0	4.0	0		
FIELD GOALS	FGM/FGA	PERCENT	RESULTS					
Jake Elliott	1-1	100.0	35G					
TOTAL	1-1	100.0						

BALTIMORE RAVENS								
PASSING	ATT	CP	YDS	SK/YD	TD	LG	INT	RTG
Lamar Jackson	36	23	237	3/31	2	40	0	101.3
TOTAL	36	23	237	3/31	2	40	0	101.3
RUSHING								
	ATT	YDS	AVG	LG	TD			
Derrick Henry	19	82	4.3	19	0			
Lamar Jackson	8	79	9.9	39	0			
Justice Hill	3	6	2.0	3	0			
Mark Andrews	1	2	2.0	2	0			
Zay Flowers	1	-3	-3.0	-3	0			
TOTAL	32	166	5.2	39	0			
RECEIVING								
	NO	YDS	AVG	LG	TD			
Mark Andrews	6	67	11.2	23	1			
Isaiah Likely	5	38	7.6	11t	1			
Justice Hill	4	15	3.8	5	0			
Zay Flowers	3	74	24.7	40	0			
Derrick Henry	3	29	9.7	16	0			
Tylan Wallace	2	14	7.0	12	0			
TOTAL	23	237	10.3	40	2			
TOP DEFENSE								
	TOT	SOLO	AST	SCK	YDS	INT		
Roquan Smith	11	2	9	0.5	3.0	0		
Ar'Darius Washington	8	6	2	0.0	0.0	0		
Chris Board	5	3	2	0.0	0.0	0		
FIELD GOALS								
	FGM/FGA	PERCENT			RESULTS			
Justin Tucker	2-4	50.0			34G, 50G, 47WL, 53WR			
TOTAL	2-4	50.0						

- GAME HIGHLIGHTS
- The Ravens dropped a 24-19 decision to Philadelphia and enter their bye week with an 8-5 record. With four games remaining, Baltimore holds a second place standing in the AFC North, behind 9-3 Pittsburgh.
 - Baltimore limited Philadelphia to 252 total yards, including a Ravens' season-low 118 passing, and to 4-of-12 on third down (33.3%).
 - QB Lamar Jackson** was 23-of-36 passing for 237 yards, 2 TDs (**TE Mark Andrews** & **TE Isaiah Likely**) and 0 INTs to produce a 101.3 rating. Jackson added 8 rushes for 79 yards, including a game-high 39-yard scamper that set up Baltimore's final TD (Likely's 11-yard score).
 - Andrews recorded game-high 6 receptions for 67 receiving yards, including a 14-yard TD in the first quarter. With the scoring grab to put Baltimore ahead (9-0), Andrews tied RB Jamal Lewis' franchise record of 47 total TDs scored in a Ravens career.
 - WR Zay Flowers** registered a game-high 74 receiving yards on 3 receptions (24.7 avg.), including a 40-yarder on Baltimore's opening drive. Surpassing 800 receiving yards on the season, he joins WR Torrey Smith (2011-12) as the only Ravens in franchise history with at least 800 receiving yards in each of the first two years of a career.
 - After missing last week's game with a hamstring injury, **LB Roquan Smith** returned to record a team-best 11 tackles and a half-sack.
 - S Ar'Darius Washington** produced 8 tackles, (6 solo) and 2 TFL in the contest.

Team Statistics	Eagles	Ravens
First Downs	17	24
3rd-Down Eff. (Made/Att/Pct)	4/12/33%	6/15/40%
4th-Down Eff. (Made/Att/Pct)	1/1/100%	1/2/50%
Total Net Yards	252	372
Total Plays	54	71
Yards Per Play	4.7	5.2
Rushes/Net Yards	33/140	32/166
Net Passing	112	206
Pass Attempts/Completions	19/11	36/23
Had Intercepted	0	0
Sacked/Yards Lost	2/6	3/31
Punts/Average	6/51.2	4/47.8
Penalties/Yards	8/55	4/20
Fumbles/Lost	2/0	3/0
Possession Time	26:09	33:51

Baltimore Ravens	7	14	7	7	—	35
New York Giants	0	7	0	7	—	14

SCORING DRIVES							
TEAM	QTR	TIME	SCORING PLAY	BAL	NYG		
Ravens	1	03:18	M.Andrews 13 yd. pass from L.Jackson (J.Tucker kick) (6-33, 3:29)	7	0		
Ravens	2	10:53	R.Bateman 49 yd. pass from L.Jackson (J.Tucker kick) (5-70, 2:55)	14	0		
Giants	2	02:15	D.Singletery 2 yd. run (G.Gano kick) (13-80, 8:38)	14	7		
Ravens	2	00:32	R.Bateman 20 yd. pass from L.Jackson (J.Tucker kick) (9-80, 1:43)	21	7		
Ravens	3	04:01	D.Walker 21 yd. pass from L.Jackson (J.Tucker kick) (12-86, 6:38)	28	7		
Ravens	4	10:46	J.Hill 27 yd. pass from L.Jackson (J.Tucker kick) (9-97, 4:07)	35	7		
Giants	4	06:36	M.Nabers 23 yd. pass from T.Boyle (G.Gano kick) (10-70, 4:10)	35	14		

NEW YORK GIANTS (HEAD COACH: BRIAN DABOLL)					
OFFENSE			DEFENSE		
WR	17	W. Robinson	DL	90	E. Garcia
WR	86	D. Slayton	DL	94	E. Chatman
WR	1	M. Nabers	DL	95	J. Riley
TE	85	C. Manhertz	OLB	0	B. Burns
LT	72	J. Eluemunor	OLB	5	K. Thibodeaux
LG	64	A. Stinnie	ILB	41	M. McFadden
C	61	J. Schmitz Jr.	ILB	53	D. Muasau
RG	74	G. Van Roten	CB	21	A. Jackson
RT	73	E. Neal	CB	19	I. Simmons
QB	15	T. DeVito	CB	30	G. Stroman Jr.
RB	29	T. Tracy Jr.	S	24	D. Belton
			S	27	J. Pinnock
BALTIMORE RAVENS (HEAD COACH: JOHN HARBAUGH)					
OFFENSE			DEFENSE		
WR	4	Z. Flowers	DT	92	N. Madubuike
WR	15	N. Agholor	DE	98	T. Jones
WR	7	R. Bateman	OLB	53	K. Van Noy
LT	79	R. Stanley	MLB	0	R. Smith
LG	65	P. Mekari	WLB	40	M. Harrison
C	64	T. Linderbaum	OLB	95	T. Robinson
RG	77	D. Faalele	CB	44	M. Humphrey
RT	70	R. Rosengarten	SS	14	K. Hamilton
TE	89	M. Andrews	FS	29	A. Washington
QB	8	L. Jackson	CB	21	B. Stephens
RB	22	D. Henry	DB	2	N. Wiggins

OFFICIALS: Referee: Brad Allen (122), **Umpire:** Duane Heydt (42), **Down Judge:** Sarah Thomas (53), **Line Judge:** Walter Flowers (32), **Field Judge:** Rick Patterson (15), **Side Judge:** Chad Hill (125), **Back Judge:** Tyree Walton (2), **Replay Official:** Kevin Brown, **Replay Official:** Durwood Manley

BALTIMORE RAVENS								
PASSING	ATT	CP	YDS	SK/YD	TD	LG	INT	RTG
Lamar Jackson	25	21	290	2/10	5	49t	0	154.6
Josh Johnson	0	0	0	1/5	0	0	0	0.0
TOTAL	25	21	290	3/15	5	49T	0	154.6
RUSHING	ATT	YDS	AVG	LG	TD			
Derrick Henry	14	67	4.8	13	0			
Lamar Jackson	6	65	10.8	21	0			
Rasheen Ali	8	32	4.0	9	0			
Justice Hill	2	7	3.5	6	0			
Josh Johnson	1	-1	-1.0	-1	0			
TOTAL	31	170	5.5	21	0			
RECEIVING	NO	YDS	AVG	LG	TD			
Zay Flowers	6	53	8.8	15	0			
Justice Hill	5	61	12.2	27t	1			
Rashod Bateman	3	80	26.7	49t	2			
Mark Andrews	2	24	12.0	13t	1			
Isaiah Likely	2	17	8.5	11	0			
Nelson Agholor	1	26	26.0	26	0			
Devontez Walker	1	21	21.0	21t	1			
Tylan Wallace	1	8	8.0	8	0			
TOTAL	21	290	13.8	49T	5			
TOP DEFENSE	TOT	SOLO	AST	SCK	YDS	INT		
Kyle Hamilton	6	4	2	0.0	0.0	0		
Malik Harrison	6	1	5	1.0	2.0	0		
Roquan Smith	5	3	2	0.0	0.0	0		

FIELD GOALS	FGM/FGA	PERCENT	RESULTS
No Field Goals			

GAME HIGHLIGHTS

- With the 35-14 win at NYG, Baltimore secured its 13th winning season during the Harbaugh Era (since 2008). Since **head coach John Harbaugh**'s 2008 arrival, the Ravens are 14-3 in games that immediately follow their bye week, tying Pittsburgh (.824) for the NFL's best mark.
- The offense also converted on 9-of-11 third-down attempts, marking a season-best 81.8% success rate. Baltimore's defense permitted just 14 points on 236 yards (181 passing & 55 rushing), while holding the Giants to 2-of-12 (16.7%) on third down.
- QB Lamar Jackson** completed 21-of-25 passes for 290 yards and 5 TDs with 0 INTs (154.6 passer rating), while also adding 6 carries for 65 yards. It marks the first regular season performance in which a player completed 80% of his passes for at least 250 yards and 5 TDs with 0 INTs, while adding 50-plus rushing yards.
- With a 13-yard TD grab for the game's first points, **TE Mark Andrews** (48 TDs) surpassed RB Jamal Lewis (47) for sole possession of the top spot on the Ravens' all-time total TDs list.
- WR Rashod Bateman** collected 3 receptions for a team-high 80 yards and 2 TDs, marking the first multi-score game of his career. **WR Devontez Walker** hauled in a 21-yard TD grab on his first-career reception.

NEW YORK GIANTS									
PASSING	ATT	CP	YDS	SK/YD	TD	LG	INT	RTG	
Tim Boyle	24	12	123	1/2	1	25	1	61.6	
Tommy DeVito	13	10	68	2/8	0	16	0	88.0	
TOTAL	37	22	191	3/10	1	25	1	70.9	
RUSHING	ATT		YDS		AVG		LG	TD	
Tyrone Tracy Jr.	10		31		3.1		12	0	
Devin Singletary	8		25		3.1		5	1	
Tommy DeVito	1		0		0.0		0	0	
Tim Boyle	1		-1		-1.0		-1	0	
TOTAL	20		55		2.8		12	1	
RECEIVING	NO		YDS		AVG		LG	TD	
Malik Nabers	10		82		8.2		23t	1	
Wan'Dale Robinson	4		38		9.5		25	0	
Daniel Bellinger	3		35		11.7		17	0	
Devin Singletary	3		16		5.3		8	0	
Darius Slayton	1		16		16.0		16	0	
Tyrone Tracy Jr.	1		4		4.0		4	0	
TOTAL	22		191		8.7		25	1	
TOP DEFENSE	TOT		SOLO		AST		SCK	YDS	INT
Dane Belton	14		6		8		1.0	5.0	0
Micah McFadden	11		7		4		1.0	0.0	0
Greg Stroman Jr.	6		5		1		0.0	0.0	0

FIELD GOALS	FGM/FGA	PERCENT	RESULTS
No Field Goals			

Team Statistics	Ravens	Giants
First Downs	25	19
3rd-Down Eff. (Made/Att/Pct)	9/11/82%	2/12/17%
4th-Down Eff. (Made/Att/Pct)	0/0/0%	3/5/60%
Total Net Yards	445	236
Total Plays	59	60
Yards Per Play	7.5	3.9
Rushes/Net Yards	31/170	20/55
Net Passing	275	181
Pass Attempts/Completions	25/21	37/22
Had Intercepted	0	1
Sacked/Yards Lost	3/15	3/10
Punts/Average	2/46.0	3/39.3
Penalties/Yards	12/112	6/44
Fumbles/Lost	1/1	0/0
Possession Time	28:58	31:02

Pittsburgh Steelers	0	10	7	0	—	17
Baltimore Ravens	7	10	7	10	—	34

SCORING DRIVES						
TEAM	QTR	TIME	SCORING PLAY	PIT	BAL	
Ravens	1	05:52	I.Likely 9 yd. pass from L.Jackson (J.Tucker kick) (6-41, 3:08)	0	7	
Steelers	2	14:56	M.Pruitt 1 yd. pass from R.Wilson (C.Boswell kick) (10-73, 5:56)	7	7	
Ravens	2	07:28	R.Bateman 14 yd. pass from L.Jackson (J.Tucker kick) (8-96, 3:29)	7	14	
Ravens	2	01:43	J.Tucker 51 yd. Field Goal (10-39, 4:14)	7	17	
Steelers	2	00:00	C.Boswell 51 yd. Field Goal (9-37, 1:43)	10	17	
Steelers	3	05:14	C.Patterson 12 yd. pass from R.Wilson (C.Boswell kick) (8-88, 4:38)	17	17	
Ravens	3	01:50	M.Andrews 7 yd. pass from L.Jackson (J.Tucker kick) (6-60, 3:24)	17	24	
Ravens	4	13:06	M.Humphrey 37 yd. interception return (J.Tucker kick)	17	31	
Ravens	4	03:10	J.Tucker 23 yd. Field Goal (11-86, 6:09)	17	34	

PITTSBURGH STEELERS (HEAD COACH: MIKE TOMLIN)									
OFFENSE					DEFENSE				
WR	13	S. Miller	DT	97	C. Heyward				
LT	65	D. Moore Jr.	NT	95	K. Benton				
LG	73	I. Seumalo	LOLB	90	T. Watt				
C	54	Z. Frazier	LILB	6	P. Queen				
RG	66	M. McCormick	RILB	50	E. Roberts				
RT	77	B. Jones	ROLB	56	A. Highsmith				
TE	88	P. Freiermuth	LCB	42	J. Pierre				
RB	22	N. Harris	FS	39	M. Fitzpatrick				
QB	3	R. Wilson	RCB	24	J. Porter Jr.				
WR	19	C. Austin III	NCB	31	B. Bishop Jr.				
TE	81	M. Pruitt	LB	41	P. Wilson				
TE	80	D. Washington							

BALTIMORE RAVENS (HEAD COACH: JOHN HARBAUGH)									
OFFENSE					DEFENSE				
WR	4	Z. Flowers	DT	92	N. Madubuike				
WR	7	R. Bateman	NT	98	T. Jones				
LT	79	R. Stanley	DE	96	B. Washington				
LG	65	P. Mekari	OLB	95	T. Robinson				
C	64	T. Linderbaum	MLB	0	R. Smith				
RG	77	D. Faalele	WLB	49	C. Board				
RT	70	R. Rosengarten	OLB	40	M. Harrison				
TE	89	M. Andrews	CB	44	M. Humphrey				
TE	80	I. Likely	SS	14	K. Hamilton				
QB	8	L. Jackson	FS	29	A. Washington				
RB	22	D. Henry	CB	21	B. Stephens				

OFFICIALS: Referee: Bill Vinovich (52), **Replay Assistant:** Chad Wakefield, **Replay Official:** Denise Crudup, **Umpire:** Scott Walker (11), **Line Judge:** Tripp Sutter (37), **Field Judge:** Aaron Santi (50), **Back Judge:** Todd Prukop (30), **Down Judge:** Dale Keller (9), **Side Judge:** Jimmy Buchanan (86)

PITTSBURGH STEELERS								
PASSING	ATT	CP	YDS	SK/YD	TD	LG	INT	RTG
Russell Wilson	33	22	217	3/19	2	44	1	92.6
TOTAL	33	22	217	3/19	2	44	1	92.6

RUSHING	ATT	YDS	AVG	LG	TD
Jaylen Warren	12	48	4.0	11	0
Najee Harris	9	42	4.7	11	0
Russell Wilson	3	27	9.0	19	0
TOTAL	24	117	4.9	19	0

RECEIVING	NO	YDS	AVG	LG	TD
Jaylen Warren	5	44	8.8	13	0
Calvin Austin III	4	65	16.3	44	0
Mike Williams	3	24	8.0	13	0
Pat Freiermuth	3	16	5.3	7	0
Van Jefferson	2	27	13.5	21	0
Ben Skowronek	2	25	12.5	17	0
Cordarrelle Patterson	1	12	12.0	12t	1
Connor Heyward	1	3	3.0	3	0
MyCole Pruitt	1	1	1.0	1t	1
TOTAL	22	217	9.9	44	2

TOP DEFENSE	TOT	SOLO	AST	SCK	YDS	INT
Patrick Queen	8	4	4	0.0	0.0	0
Damontae Kazee	7	7	0	0.0	0.0	0
Minkah Fitzpatrick	6	2	4	0.0	0.0	1

FIELD GOALS	FGM/FGA	PERCENT	RESULTS
Chris Boswell	1-1	100.0	51G
TOTAL	1-1	100.0	

GAME HIGHLIGHTS

- The Ravens defeated the Steelers, 34-17, and clinched their third-straight postseason berth.
- Completing 15-of-23 passes for 207 yards, 3 TDs and 1 INT, **QB Lamar Jackson** posted a 115.4 rating. Jackson set a new single-season franchise record in passing TDs (37).
- With a game-high 162 rushing yards on 24 carries (6.8 ypc), **RB Derrick Henry** led Baltimore's 220-yard rushing output. Henry surpassed RB Jamal Lewis (three in 2003) for the most 150-yard rushing outings (four) in Ravens single-season history.
- CB Marlon Humphrey** recorded his first-career pick-6 when he returned an INT 37 yards for a TD, putting Baltimore up by two scores (31-17) in the fourth quarter.
- With 5 catches for 100 yards (20.0 avg.), **WR Zay Flowers** (1,016 receiving yards) became the first player in Ravens history to record a 1,000-yard receiving season in the first two years of a career.
- OLB Kyle Van Noy** produced 5 tackles, including 1.5 sacks. **S Ar'Darius Washington** tallied 4 tackles and forced a QB Russell Wilson fumble on the Ravens' 3-yard line that was recovered by Van Noy. It marked Washington's first-career FF.

BALTIMORE RAVENS								
PASSING	ATT	CP	YDS	SK/YD	TD	LG	INT	RTG
Lamar Jackson	23	15	207	1/9	3	49	1	115.4
TOTAL	23	15	207	1/9	3	49	1	115.4

RUSHING	ATT	YDS	AVG	LG	TD
Derrick Henry	24	162	6.8	44	0
Justice Hill	2	30	15.0	25	0
Lamar Jackson	9	22	2.4	8	0
Zay Flowers	1	3	3.0	3	0
Rasheen Ali	1	2	2.0	2	0
Mark Andrews	1	1	1.0	1	0
TOTAL	38	220	5.8	44	0

RECEIVING	NO	YDS	AVG	LG	TD
Zay Flowers	5	100	20.0	49	0
Mark Andrews	4	37	9.3	16	1
Isaiah Likely	3	29	9.7	19	1
Derrick Henry	2	27	13.5	16	0
Rashod Bateman	1	14	14.0	14t	1
TOTAL	15	207	13.8	49	3

TOP DEFENSE	TOT	SOLO	AST	SCK	YDS	INT
Roquan Smith	10	5	5	0.0	0.0	0
Kyle Hamilton	8	5	3	0.0	0.0	0
Nnamdi Madubuike	7	4	3	0.5	2.5	0

FIELD GOALS	FGM/FGA	PERCENT	RESULTS
Justin Tucker	2-2	100.0	51G, 23G
TOTAL	2-2	100.0	

Team Statistics	Steelers	Ravens
First Downs	19	25
3rd-Down Eff. (Made/Att/Pct)	4/10/40%	4/10/40%
4th-Down Eff. (Made/Att/Pct)	0/1/0%	0/0/0%
Total Net Yards	315	418
Total Plays	60	62
Yards Per Play	5.3	6.7
Rushes/Net Yards	24/117	38/220
Net Passing	198	198
Pass Attempts/Completions	33/22	23/15
Had Intercepted	1	1
Sacked/Yards Lost	3/19	1/9
Punts/Average	5/49.4	3/35.0
Penalties/Yards	5/29	2/10
Fumbles/Lost	2/1	3/0
Possession Time	27:35	32:25



GAME 16: RAVENS 31, TEXANS 2

Baltimore (11-5) • Houston (9-7)

Wednesday, December 25, 2024 • 4:30 PM EST • NRG Stadium • Houston

Indoors • Attendance: 71,544 • Time: 2:58



Baltimore Ravens	10	7	14	0	—	31
Houston Texans	0	2	0	0	—	2

SCORING DRIVES						
TEAM	QTR	TIME	SCORING PLAY	BAL	HOU	
Ravens	1	10:08	D.Henry 2 yd. run (J.Tucker kick) (8-75, 4:52)	7	0	
Ravens	1	02:47	J.Tucker 52 yd. Field Goal (7-36, 3:25)	10	0	
Texans	2	10:09	D.Henry tackled in end zone by K.Lassiter for a Safety	10	2	
Ravens	2	01:51	I.Likely 9 yd. pass from L.Jackson (J.Tucker kick) (6-99, 3:40)	17	2	
Ravens	3	13:22	L.Jackson 48 yd. run (J.Tucker kick) (2-61, 0:44)	24	2	
Ravens	3	05:50	M.Andrews 1 yd. pass from L.Jackson (J.Tucker kick) (10-62, 5:31)	31	2	

HOUSTON TEXANS (HEAD COACH: DEMECO RYANS)											
OFFENSE						DEFENSE					
WR	12	N. Collins	DE	51	W. Anderson Jr.						
WR	2	R. Woods	DE	55	D. Hunter						
TE	87	C. Stover	DT	98	T. Settle Jr.						
TE	86	D. Schultz	DT	97	M. Edwards Jr.						
LT	78	L. Tunsil	LB	48	C. Harris						
LG	71	T. Howard	LB	43	N. Hewitt						
C	54	J. Patterson	LB	39	H. To'oTo'o						
RG	53	K. Green	CB	4	K. Lassiter						
RT	57	B. Fisher	CB	24	D. Stingley Jr.						
QB	7	C. Stroud	S	21	C. Bullock						
RB	28	J. Mixon	S	23	E. Murray						
BALTIMORE RAVENS (HEAD COACH: JOHN HARBAUGH)											
OFFENSE						DEFENSE					
WR	4	Z. Flowers	DT	92	N. Madubuike						
WR	7	R. Bateman	DE	98	T. Jones						
LT	79	R. Stanley	OLB	53	K. Van Noy						
LG	65	P. Mekari	MLB	0	R. Smith						
C	64	T. Linderbaum	WLB	40	M. Harrison						
RG	77	D. Faalele	OLB	95	T. Robinson						
RT	70	R. Rosengarten	CB	44	M. Humphrey						
TE	89	M. Andrews	SS	14	K. Hamilton						
QB	8	L. Jackson	FS	29	A. Washington						
RB	22	D. Henry	CB	21	B. Stephens						
FB	42	P. Ricard	DB	2	N. Wiggins						

OFFICIALS: Referee: Alan Eck (76), Umpire: Tab Slaughter (110), Down Judge: Derick Bowers (74), Umpire: Barry Anderson (20), Line Judge: Derek Anderson (66), Field Judge: John Jenkins (117), Side Judge: Dale Shaw (104), Back Judge: Greg Meyer (78), Replay Assistant: Joe Wollan

BALTIMORE RAVENS						
PASSING	ATT	CP	YDS	SK/YD	TD	LG
Lamar Jackson	15	10	168	1/3	2	67
Josh Johnson	2	1	16	0/0	0	16
TOTAL	17	11	184	1/3	2	67
RUSHING	ATT	YDS	AVG	LG	TD	
Derrick Henry	27	147	5.4	20	1	
Lamar Jackson	4	87	21.8	48t	1	
Keaton Mitchell	11	20	1.8	7	0	
Rasheen Ali	1	-3	-3.0	-3	0	
TOTAL	43	251	5.8	48T	2	
RECEIVING	NO	YDS	AVG	LG	TD	
Mark Andrews	2	68	34.0	67	1	
Zay Flowers	2	31	15.5	27	0	
Derrick Henry	2	18	9.0	14	0	
Keaton Mitchell	1	28	28.0	28	0	
Anthony Miller	1	16	16.0	16	0	
Rashod Bateman	1	12	12.0	12	0	
Isaiah Likely	1	9	9.0	9t	1	
Tylan Wallace	1	2	2.0	2	0	
TOTAL	11	184	16.7	67	2	
TOP DEFENSE	TOT	SOLO	AST	SCK	YDS	INT
Roquan Smith	8	7	1	1.0	0.0	0
Marlon Humphrey	7	5	2	0.0	0.0	0
Kyle Van Noy	4	2	2	1.0	11.0	0
FIELD GOALS	FGM/FGA	PERCENT	RESULTS			
Justin Tucker	1-1	100.0	52G			
TOTAL	1-1	100.0				

HOUSTON TEXANS						
PASSING	ATT	CP	YDS	SK/YD	TD	LG
C.J. Stroud	31	17	185	5/37	0	30
Davis Mills	1	1	5	0/0	0	5
TOTAL	32	18	190	5/37	0	30
RUSHING	ATT	YDS	AVG	LG	TD	
Joe Mixon	9	26	2.9	8	0	
Dameon Pierce	5	13	2.6	7	0	
Dare Ogunbowale	2	12	6.0	9	0	
C.J. Stroud	1	7	7.0	7	0	
TOTAL	17	58	3.4	9	0	
RECEIVING	NO	YDS	AVG	LG	TD	
John Metchie III	5	48	9.6	19	0	
Nico Collins	3	59	19.7	30	0	
Xavier Hutchinson	2	21	10.5	13	0	
Dalton Schultz	2	21	10.5	18	0	
Robert Woods	2	21	10.5	16	0	
Joe Mixon	2	13	6.5	10	0	
Dare Ogunbowale	1	6	6.0	6	0	
Cade Stover	1	1	1.0	1	0	
TOTAL	18	190	10.6	30	0	
TOP DEFENSE	TOT	SOLO	AST	SCK	YDS	INT
Eric Murray	9	4	5	0.0	0.0	0
Tommy Togiai	7	1	6	0.5	1.5	0
Kamari Lassiter	6	3	3	0.0	0.0	0

FIELD GOALS	FGM/FGA	PERCENT	RESULTS
	No Field Goals		

- GAME HIGHLIGHTS
- The Ravens concluded their stretch of three games in 11 days with a perfect 3-0 record, outscoring opponents 100-33 (+67).
 - The Ravens became the first team in NFL history to play on the road on consecutive Christmases. They own a 3-1 overall record on the holiday.
 - QB Lamar Jackson** completed 10-of-15 passes for 168 yards and 2 TDs (143.9 rating), while adding 87 yards and another TD on 4 carries. Jackson now owns 6,110 rushing yards in his career, surpassing Michael Vick (6,109) for the most rushing yards by a QB in NFL history.
 - RB Derrick Henry** rushed for 147 yards and 1 TD on 27 tries. He punched in a 2-yard rushing TD that put him ahead of RBs Ray Rice (15 in 2011) and Mark Ingram II (15 in 2019) for the most TDs scored (16) in Ravens single-season history.
 - TE Mark Andrews** tallied 2 catches for a team-high 68 yards, including 1 TD. Andrews became the first player in Ravens history with multiple seasons (also 2019) notching 10+ receiving scores.
 - S Kyle Hamilton** notched his first INT of the season and the fifth of his career after making a full-extension snag to give Baltimore possession at its own 39-yard line.

Team Statistics	Ravens	Texans
First Downs	25	10
3rd-Down Eff. (Made/Att/Pct)	4/9/44%	4/15/27%
4th-Down Eff. (Made/Att/Pct)	0/0/0%	0/2/0%
Total Net Yards	432	211
Total Plays	61	54
Yards Per Play	7.1	3.9
Rushes/Net Yards	43/251	17/58
Net Passing	181	153
Pass Attempts/Completions	17/11	32/18
Had Intercepted	0	1
Sacked/Yards Lost	1/3	5/37
Punts/Average	4/41.3	6/48.2
Penalties/Yards	3/30	5/49
Fumbles/Lost	0/0	1/0
Possession Time	35:21	24:39



GAME 17: BROWNS 10, RAVENS 35

Cleveland (3-14) • Baltimore (12-5)

Saturday, January 4, 2025 • 4:30 PM EST • M&T Bank Stadium • Baltimore

Clear Temp: 31° F, Humidity: 35%, Wind: W 16 mph • Attendance: 70,562 • Time: 3:09



Cleveland Browns	0	3	0	7	—	10
Baltimore Ravens	7	7	7	14	—	35

SCORING DRIVES						
TEAM	QTR	TIME	SCORING PLAY	CLE	BAL	
Ravens	1	08:32	N.Wiggins 26 yd. interception return (J.Tucker kick)	0	7	
Ravens	2	11:03	M.Andrews 12 yd. pass from L.Jackson (J.Tucker kick) (7-47, 3:18)	0	14	
Browns	2	06:33	D.Hopkins 23 yd. Field Goal (9-55, 4:30)	3	14	
Ravens	3	10:42	R.Bateman 7 yd. pass from L.Jackson (J.Tucker kick) (7-70, 4:18)	3	21	
Browns	4	11:33	J.Akins 16 yd. pass from B.Zappe (D.Hopkins kick) (12-72, 6:36)	10	21	
Ravens	4	06:44	D.Henry 2 yd. run (J.Tucker kick) (8-70, 4:49)	10	28	
Ravens	4	03:04	D.Henry 43 yd. run (J.Tucker kick) (3-51, 1:31)	10	35	

CLEVELAND BROWNS (HEAD COACH: KEVIN STEFANSKI)											
OFFENSE						DEFENSE					
WR	3	J. Jeudy	DE	95	M. Garrett	WR	4	Z. Flowers	DT	92	N. Madubuike
TE	88	J. Akins	DE	57	I. McGuire	WR	7	R. Bateman	DE	98	T. Jones
LT	65	G. Ifedi	DT	51	M. Hall Jr.	LT	79	R. Stanley	OLB	53	K. Van Noy
LG	75	J. Bitonio	DT	92	S. Kamara	LG	65	P. Mekari	MLB	0	R. Smith
C	55	E. Pocic	LB	59	W. Reid	C	64	T. Linderbaum	WLB	40	M. Harrison
RG	77	W. Teller	LB	43	M. Diabate	RG	77	D. Faalele	OLB	95	T. Robinson
RT	78	J. Conklin	CB	23	M. Emerson Jr.	RT	70	R. Rosengarten	CB	44	M. Humphrey
TE	86	B. Whiteheart	CB	29	C. Mitchell	TE	89	M. Andrews	SS	14	K. Hamilton
WR	8	E. Moore	S	12	R. McLeod	TE	80	I. Likely	FS	29	A. Washington
QB	2	B. Zappe	S	1	J. Thornhill	QB	8	L. Jackson	CB	21	B. Stephens
RB	27	D. Foreman	S	9	G. Delpit	RB	22	D. Henry	DB	2	N. Wiggins

BALTIMORE RAVENS (HEAD COACH: JOHN HARBAUGH)											
OFFENSE						DEFENSE					
WR	4	Z. Flowers	DT	92	N. Madubuike	WR	7	R. Bateman	DE	98	T. Jones
WR	7	R. Bateman	DE	98	T. Jones	LT	79	R. Stanley	OLB	53	K. Van Noy
LT	79	R. Stanley	OLB	53	K. Van Noy	LG	65	P. Mekari	MLB	0	R. Smith
LG	65	P. Mekari	MLB	0	R. Smith	C	64	T. Linderbaum	WLB	40	M. Harrison
C	64	T. Linderbaum	WLB	40	M. Harrison	RG	77	D. Faalele	OLB	95	T. Robinson
RG	77	D. Faalele	OLB	95	T. Robinson	RT	70	R. Rosengarten	CB	44	M. Humphrey
RT	70	R. Rosengarten	CB	44	M. Humphrey	TE	89	M. Andrews	SS	14	K. Hamilton
TE	89	M. Andrews	SS	14	K. Hamilton	TE	80	I. Likely	FS	29	A. Washington
TE	80	I. Likely	FS	29	A. Washington	QB	8	L. Jackson	CB	21	B. Stephens
QB	8	L. Jackson	CB	21	B. Stephens	RB	22	D. Henry	DB	2	N. Wiggins
RB	22	D. Henry	DB	2	N. Wiggins						

OFFICIALS: Referee: Scott Novak (1), **Field Judge:** Terry Brown (43), **Line Judge:** Daniel Gallagher (85), **Line Judge:** Mark Stewart (75), **Umpire:** Mark Pellis (131), **Back Judge:** Terrence Miles (111), **Side Judge:** Dave Meslow (118), **Replay Official:** Matt Sumstine

CLEVELAND BROWNS								
PASSING	ATT	CP	YDS	SK/YD	TD	LG	INT	RTG
Bailey Zappe	31	16	170	1/5	1	30	2	51.8
Dorian Thompson-Robinson	3	2	13	1/4	0	8	0	75.7
TOTAL	34	18	183	2/9	1	30	2	53.9
RUSHING	ATT	YDS	AVG	LG	TD			
D'Onta Foreman	10	27	2.7	8	0			
Jacob Kibodi	5	24	4.8	17	0			
Dorian Thompson-Robinson	2	3	1.5	3	0			
Bailey Zappe	2	2	1.0	3	0			
TOTAL	19	56	2.9	17	0			
RECEIVING	NO	YDS	AVG	LG	TD			
Jerry Jeudy	6	63	10.5	30	0			
Jordan Akins	6	60	10.0	21	1			
Elijah Moore	3	36	12.0	23	0			
Jacob Kibodi	1	15	15.0	15	0			
D'Onta Foreman	1	8	8.0	8	0			
Blake Whiteheart	1	1	1.0	1	0			
TOTAL	18	183	10.2	30	1			
TOP DEFENSE	TOT	SOLO	AST	SCK	YDS	INT		
Sam Kamara	6	5	1	0.0	0.0	0		
Winston Reid	5	5	0	0.0	0.0	0		
Cameron Thomas	5	3	2	0.0	0.0	0		
FIELD GOALS	FGM/FGA	PERCENT	RESULTS					
Dustin Hopkins	1-1	100.0	23G					
TOTAL	1-1	100.0						

BALTIMORE RAVENS								
PASSING	ATT	CP	YDS	SK/YD	TD	LG	INT	RTG
Lamar Jackson	32	16	217	0/0	2	30	0	92.8
TOTAL	32	16	217	0/0	2	30	0	92.8
RUSHING	ATT	YDS	AVG	LG	TD			
Derrick Henry	20	138	6.9	43t	2			
Lamar Jackson	9	63	7.0	19	0			
Keaton Mitchell	4	10	2.5	4	0			
Zay Flowers	1	9	9.0	9	0			
Mark Andrews	1	0	0.0	0	0			
TOTAL	35	220	6.3	43T	2			
RECEIVING	NO	YDS	AVG	LG	TD			
Rashod Bateman	5	76	15.2	24	1			
Mark Andrews	4	54	13.5	30	1			
Isaiah Likely	3	38	12.7	19	0			
Derrick Henry	2	23	11.5	13	0			
Patrick Ricard	1	14	14.0	14	0			
Zay Flowers	1	12	12.0	12	0			
TOTAL	16	217	13.6	30	2			
TOP DEFENSE	TOT	SOLO	AST	SCK	YDS	INT		
Roquan Smith	10	3	7	0.0	0.0	0		
Odafe Oweh	5	4	1	1.0	5.0	0		
Marlon Humphrey	4	3	1	0.0	0.0	0		

FIELD GOALS	FGM/FGA	PERCENT	RESULTS
	No Field Goals		

GAME HIGHLIGHTS

- With the win, Baltimore captured the 2024 AFC North championship. Since the NFL's 2002 divisional realignment, Baltimore's eight AFC North titles (also 2003, 2006, 2011, 2012, 2018, 2019 and 2023) – six of which have occurred during the John Harbaugh Era – tie Pittsburgh for the division's most.
- With 4,035 net passing yards and 3,189 rushing yards this season, Baltimore became the first team in NFL history to register at least 4,000 yards through the air and 3,000 yards on the ground in a single season.
- Baltimore's franchise-record 7,224 total yards of total offense are the third most in NFL single-season history, trailing only the 2011 Saints (7,474) and 2013 Broncos (7,317).
- The Ravens tallied 2 sacks (OLBs Kyle Van Noy & Odafe Oweh) and have now recorded at least 1 sack in 55 consecutive games, marking the 10th-longest streak in NFL history. Baltimore has also now posted 2+ sacks in 20 straight games, which ties (the 1986-87 Chargers) for the third-longest streak in NFL history.
- Baltimore is now 37-15 all time against the Browns, including a 26-8 mark under Coach Harbaugh. The 37 wins against the Browns are the most Baltimore has tallied against a single opponent in franchise history. Since Coach Harbaugh's 2008 Baltimore arrival, the Ravens' 26 wins against Cleveland are also their most vs. one team.

Team Statistics	Browns	Ravens
First Downs	13	20
3rd-Down Eff. (Made/Att/Pct)	4/12/33%	7/14/50%
4th-Down Eff. (Made/Att/Pct)	0/2/0%	0/3/0%
Total Net Yards	230	437
Total Plays	55	67
Yards Per Play	4.2	6.5
Rushes/Net Yards	19/56	35/220
Net Passing	174	217
Pass Attempts/Completions	34/18	32/16
Had Intercepted	2	0
Sacked/Yards Lost	2/9	0/0
Punts/Average	5/43.2	4/44.8
Penalties/Yards	3/20	10/83
Fumbles/Lost	0/0	0/0
Possession Time	28:20	31:40



AFC WILD CARD PLAYOFF GAME 1: STEELERS 14, RAVENS 28

Pittsburgh (0-1) • Baltimore (1-0)

Saturday, January 11, 2025 • 8:00 PM EST • M&T Bank Stadium • Baltimore

Indoors • Attendance: 70,546 • Time: 2:49



Pittsburgh Steelers	0	0	14	0	—	14
Baltimore Ravens	7	14	7	0	—	28

SCORING DRIVES						
TEAM	QTR	TIME	SCORING PLAY	PIT	BAL	
Ravens	1	04:45	R.Bateman 15 yd. pass from L.Jackson (J.Tucker kick) (13-95, 7:13)	0	7	
Ravens	2	04:09	D.Henry 8 yd. run (J.Tucker kick) (13-85, 7:56)	0	14	
Ravens	2	00:02	J.Hill 5 yd. pass from L.Jackson (J.Tucker kick) (9-90, 1:51)	0	21	
Steelers	3	08:05	V.Jefferson 30 yd. pass from R.Wilson (C.Boswell kick) (9-98, 3:24)	7	21	
Ravens	3	05:49	D.Henry 44 yd. run (J.Tucker kick) (4-70, 2:16)	7	28	
Steelers	3	03:24	G.Pickens 36 yd. pass from R.Wilson (C.Boswell kick) (5-70, 2:25)	14	28	

PITTSBURGH STEELERS (HEAD COACH: MIKE TOMLIN)											
OFFENSE						DEFENSE					
TE	88	P. Freiermuth	DT	97	C. Heyward	WR	11	V. Jefferson	NT	95	K. Benton
LT	65	D. Moore Jr.	DE	99	L. Ogunjobi	LG	73	I. Seumalo	LOLB	90	T. Watt
C	54	Z. Frazier	LILB	6	P. Queen	RG	74	S. Anderson	RILB	50	E. Roberts
RT	77	B. Jones	ROLB	56	A. Highsmith	WR	19	C. Austin III	RCB	24	J. Porter Jr.
WR	14	G. Pickens	CB	26	D. Jackson	QB	3	R. Wilson	FS	39	M. Fitzpatrick
RB	22	N. Harris	SS	25	D. Elliott	RB	22	N. Harris	SS	25	D. Elliott
BALTIMORE RAVENS (HEAD COACH: JOHN HARBAUGH)											
OFFENSE						DEFENSE					
WR	16	T. Wallace	DT	92	N. Madubuike	WR	7	R. Bateman	DE	98	T. Jones
LT	79	R. Stanley	OLB	53	K. Van Noy	LG	65	P. Mekari	MLB	0	R. Smith
C	64	T. Linderbaum	WLB	40	M. Harrison	RG	77	D. Ffalele	OLB	95	T. Robinson
RT	70	R. Rosengarten	CB	44	M. Humphrey	TE	89	M. Andrews	SS	14	K. Hamilton
QB	8	L. Jackson	FS	29	A. Washington	QB	8	L. Jackson	FS	29	A. Washington
RB	22	D. Henry	CB	21	B. Stephens	RB	22	D. Henry	CB	21	B. Stephens
FB	42	P. Ricard	DB	2	N. Wiggins	FB	42	P. Ricard	DB	2	N. Wiggins

OFFICIALS: Referee: Alex Kemp (55), Umpire: Mark Pellis (131), Down Judge: Frank LeBlanc (44), Line Judge: Rusty Baynes (59), Back Judge: Greg Meyer (78), Field Judge: Sean Petty (28), Side Judge: Anthony Jeffries (36), Replay Official: Mike Chase

PITTSBURGH STEELERS							
PASSING	ATT	CP	YDS	SK/YD	TD	LG	INT
Russell Wilson	29	20	270	4/19	2	37	0
Justin Fields	1	0	0	0/0	0	0	0
TOTAL	30	20	270	4/19	2	37	0

RUSHING	ATT	YDS	AVG	LG	TD
Najee Harris	6	17	2.8	5	0
Russell Wilson	3	6	2.0	5	0
Jaylen Warren	2	6	3.0	4	0
TOTAL	11	29	2.6	5	0

RECEIVING	NO	YDS	AVG	LG	TD
George Pickens	5	87	17.4	36t	1
Jaylen Warren	4	19	4.8	7	0
Najee Harris	3	41	13.7	21	0
Pat Freiermuth	3	15	5.0	9	0
Van Jefferson	2	37	18.5	30t	1
Mike Williams	1	37	37.0	37	0
Calvin Austin III	1	25	25.0	25	0
Darnell Washington	1	9	9.0	9	0
TOTAL	20	270	13.5	37	2

TOP DEFENSE	TOT	SOLO	AST	SCK	YDS	INT
Elandon Roberts	14	7	7	0.0	0.0	0
Patrick Queen	10	4	6	0.0	0.0	0
Cameron Heyward	10	3	7	0.0	0.0	0

FIELD GOALS	FGM/FGA	PERCENT	RESULTS
No Field Goals			

BALTIMORE RAVENS							
PASSING	ATT	CP	YDS	SK/YD	TD	LG	INT
Lamar Jackson	21	16	175	1/10	2	25	0
TOTAL	21	16	175	1/10	2	25	0

RUSHING	ATT	YDS	AVG	LG	TD
Derrick Henry	26	186	7.2	44t	2
Lamar Jackson	15	81	5.4	20	0
Steven Sims	1	15	15.0	15	0
Justice Hill	6	12	2.0	5	0
Mark Andrews	2	5	2.5	3	0
TOTAL	50	299	6.0	44T	2

RECEIVING	NO	YDS	AVG	LG	TD
Justice Hill	4	13	3.3	7	1
Isaiah Likely	3	53	17.7	25	0
Anthony Miller	3	12	4.0	5	0
Mark Andrews	2	27	13.5	20	0
Rashod Bateman	2	24	12.0	15t	1
Nelson Agholor	1	25	25.0	25	0
Tylan Wallace	1	21	21.0	21	0
TOTAL	16	175	10.9	25	2

TOP DEFENSE	TOT	SOLO	AST	SCK	YDS	INT
Ar'Darius Washington	7	5	2	0.0	0.0	0
Roquan Smith	5	3	2	0.0	0.0	0
Nnamdi Madubuike	4	3	1	2.0	8.0	0

FIELD GOALS	FGM/FGA	PERCENT	RESULTS
No Field Goals			

GAME HIGHLIGHTS

- The Ravens rushed for a playoff single-game franchise-record 299 yards, besting the previous mark of 236 on 1/10/21 at Tennessee (Wild Card).
- Baltimore registered 464 total yards of offense (299 rushing & 165 passing), producing the third-most net yards in single-game postseason franchise history.
- The Ravens recorded three TD drives of 85+ yards (95, 85 & 80) against Pittsburgh. That marks the most by any NFL team in a postseason game since at least 2000 (when data became available).
- The Ravens were 10-of-15 (66.7%) on third down, which stands as the franchise's best single-game playoff figure ever.
- Baltimore limited the Steelers to 280 total yards, including just 29 rushing. The 29 ground yards are the third fewest ever allowed in a postseason game by the Ravens.
- Led by **DT Nnamdi Madubuike's** 2 sacks, the Ravens dropped QB Russell Willson 4 times overall and registered 7 QB hits. **OLB Odafe Oweh** and **NT Michael Pierce** also recorded sacks.
- RB Derrick Henry** finished with a Ravens' single-game playoff record 186 rushing yards, also scoring 2 TDs (8 yards & 44 yards) on 26 attempts (7.2 ypc).

Team Statistics	Steelers	Ravens
First Downs	11	29
3rd-Down Eff. (Made/Att/Pct)	5/11/45%	10/15/67%
4th-Down Eff. (Made/Att/Pct)	0/1/0%	0/0/0%
Total Net Yards	280	464
Total Plays	45	72
Yards Per Play	6.2	6.4
Rushes/Net Yards	11/29	50/299
Net Passing	251	165
Pass Attempts/Completions	30/20	21/16
Had Intercepted	0	0
Sacked/Yards Lost	4/19	1/10
Punts/Average	5/51.4	4/45.8
Penalties/Yards	7/41	3/14
Fumbles/Lost	0/0	1/0
Possession Time	20:27	39:33



AFC DIVISIONAL PLAYOFF GAME 2: RAVENS 25, BILLS 27

Baltimore (1-1) • Buffalo (2-0)

Sunday, January 19, 2025 • 6:30 PM EST • Highmark Stadium • Buffalo
Indoors • Attendance: 70,697 • Time: 2:54



Baltimore Ravens	7	3	9	6	—	25
Buffalo Bills	7	14	0	6	—	27

SCORING DRIVES

TEAM	QTR	TIME	SCORING PLAY	BAL	BUF
Ravens	1	10:40	R.Bateman 16 yd. pass from L.Jackson (J.Tucker kick) (8-73, 4:20)	7	0
Bills	1	04:43	R.Davis 1 yd. run (T.Bass kick) (11-70, 5:57)	7	7
Bills	2	08:52	J.Allen 1 yd. run (T.Bass kick) (4-24, 2:13)	7	14
Ravens	2	03:43	J.Tucker 26 yd. Field Goal (9-57, 5:09)	10	14
Bills	2	00:16	J.Allen 4 yd. run (T.Bass kick) (9-70, 3:27)	10	21
Ravens	3	09:47	J.Tucker 47 yd. Field Goal (9-35, 4:01)	13	21
Ravens	3	01:37	D.Henry 5 yd. run (pass failed) (7-80, 3:44)	19	21
Bills	4	12:04	T.Bass 51 yd. Field Goal (10-37, 4:33)	19	24
Bills	4	03:29	T.Bass 21 yd. Field Goal (11-52, 5:12)	19	27
Ravens	4	01:33	I.Likely 24 yd. pass from L.Jackson (pass failed) (8-88, 1:56)	25	27

BUFFALO BILLS (HEAD COACH: SEAN MCDERMOTT)

OFFENSE			DEFENSE		
WR	13	M. Hollins	DE	50	G. Rousseau
TE	88	D. Knox	DT	92	D. Jones
LT	73	D. Dawkins	DT	91	E. Oliver
LG	76	D. Edwards	DE	57	A. Epenesa
C	66	C. McGovern	SLB	42	D. Williams
RG	64	O. Torrence	MLB	43	T. Bernard
RT	79	S. Brown	WLB	58	M. Milano
WR	0	K. Coleman	CB	31	R. Douglas
WR	10	K. Shakir	CB	47	C. Benford
QB	17	J. Allen	S	3	D. Hamlin
RB	4	J. Cook	S	9	T. Rapp

BALTIMORE RAVENS (HEAD COACH: JOHN HARBAUGH)

OFFENSE			DEFENSE		
WR	16	T. Wallace	DT	92	N. Madubuike
WR	7	R. Bateman	DE	98	T. Jones
LT	79	R. Stanley	OLB	53	K. Van Noy
LG	65	P. Mekari	MLB	0	R. Smith
C	64	T. Linderbaum	WLB	40	M. Harrison
RG	77	D. Faalele	OLB	95	T. Robinson
RT	70	R. Rosengarten	CB	44	M. Humphrey
TE	89	M. Andrews	SS	14	K. Hamilton
QB	8	L. Jackson	FS	29	A. Washington
RB	22	D. Henry	CB	21	B. Stephens
FB	42	P. Ricard	DB	2	N. Wiggins

OFFICIALS: Referee: Carl Cheffers (51), Umpire: Brandon Cruse (22), Down Judge: Mike Carr (63), Line Judge: Greg Bradley (98), Field Judge: Joe Blubaugh (57), Side Judge: Nathan Jones (33), Back Judge: Martin Hankins (133), Replay Official: Chad Adams, Replay Assistant: Ken Hall

BALTIMORE RAVENS

PASSING	ATT	CP	YDS	SK/YD	TD	LG	INT	RTG
Lamar Jackson	25	18	254	2/14	2	42	1	114.4
TOTAL	25	18	254	2/14	2	42	1	114.4

RUSHING	ATT	YDS	AVG	LG	TD
Derrick Henry	16	84	5.3	17	1
Justice Hill	6	50	8.3	22	0
Lamar Jackson	6	39	6.5	16	0
Mark Andrews	2	3	1.5	2	0
TOTAL	30	176	5.9	22	1

RECEIVING	NO	YDS	AVG	LG	TD
Mark Andrews	5	61	12.2	19	0
Isaiah Likely	4	73	18.3	39	1
Rashod Bateman	4	66	16.5	42	1
Justice Hill	2	7	3.5	4	0
Tylan Wallace	1	27	27.0	27	0
Anthony Miller	1	16	16.0	16	0
Steven Sims	1	4	4.0	4	0
TOTAL	18	254	14.1	42	2

TOP DEFENSE	TOT	SOLO	AST	SCK	YDS	INT
Kyle Hamilton	9	6	3	0.0	0.0	0
Roquan Smith	8	3	5	0.0	0.0	0
Malik Harrison	7	5	2	0.0	0.0	0

FIELD GOALS	FGM/FGA	PERCENT	RESULTS
Justin Tucker	2-2	100.0	26G, 47G
TOTAL	2-2	100.0	

BUFFALO BILLS

PASSING	ATT	CP	YDS	SK/YD	TD	LG	INT	RTG
Josh Allen	22	16	127	1/1	0	34	0	86.7
TOTAL	22	16	127	1/1	0	34	0	86.7

RUSHING	ATT	YDS	AVG	LG	TD
James Cook	17	67	3.9	11	0
Ty Johnson	5	31	6.2	17	0
Ray Davis	4	29	7.3	16	1
Josh Allen	10	20	2.0	7	2
TOTAL	36	147	4.1	17	3

RECEIVING	NO	YDS	AVG	LG	TD
Khalil Shakir	6	67	11.2	34	0
James Cook	3	15	5.0	7	0
Curtis Samuel	2	9	4.5	8	0
Mack Hollins	1	12	12.0	12	0
Dalton Kincaid	1	11	11.0	11	0
Ty Johnson	1	8	8.0	8	0
Keon Coleman	1	5	5.0	5	0
Dawson Knox	1	0	0.0	0	0
TOTAL	16	127	7.9	34	0

TOP DEFENSE	TOT	SOLO	AST	SCK	YDS	INT
Damar Hamlin	8	5	3	1.0	9.0	0
Rasul Douglas	6	4	2	0.0	0.0	0
A.J. Epenesa	6	3	3	0.0	0.0	0

FIELD GOALS	FGM/FGA	PERCENT	RESULTS
Tyler Bass	2-2	100.0	51G, 21G
TOTAL	2-2	100.0	

GAME HIGHLIGHTS

- John Harbaugh** became the eighth head coach in NFL history with 300 games (regular & postseason) at the helm for one team, joining George Halas (Chi. – 506), Tom Landry (Dal. – 454), Bill Belichick (NE – 429), Don Shula (Mia. – 423), Chuck Noll (Pit. – 366), Curly Lambeau (GB – 339) and Mike Tomlin (Pit. – 311).
- QB Lamar Jackson** became the first player in NFL history to throw for at least 1,500 yards (1,753) and run for 500 (641) in their first eight career postseason games.
- DL Nnamdi Madubuike** recorded 7 tackles and a half-sack, becoming the first Raven since Terrell Suggs (four games – 2009-10) to record at least a half-sack in three consecutive playoff games (dating back to last season).
- RB Derrick Henry** (1,002) became the first player in NFL history to record 1,000+ rushing yards in a player's first nine career postseason games. Henry also became the seventh player in NFL history to notch over 1,000 career rushing yards in postseason play.
- With his 16-yard receiving TD on the Ravens' opening drive, **WR Rashod Bateman** became the third player in Ravens history (Anquan Boldin & Dennis Pitta) to record a receiving TD in consecutive playoff games.

Team Statistics

	Ravens	Bills
First Downs	23	20
3rd-Down Eff. (Made/Att/Pct)	7/10/70%	5/11/45%
4th-Down Eff. (Made/Att/Pct)	1/1/100%	1/1/100%
Total Net Yards	416	273
Total Plays	57	59
Yards Per Play	7.3	4.6
Rushes/Net Yards	30/176	36/147
Net Passing	240	126
Pass Attempts/Completions	25/18	22/16
Had Intercepted	1	0
Sacked/Yards Lost	2/14	1/1
Punts/Average	0/0.0	3/50.0
Penalties/Yards	5/43	1/10
Fumbles/Lost	3/2	0/0
Possession Time	28:16	31:44



PLAYER BIOGRAPHIES



15

WR

6-0 | 200

NELSON AGHOLOR

COLLEGE: USC

AGE: 31 HOMETOWN: TAMPA, FL

EXP. (NFL/RAVENS): 10/2

GP/GS (PLAYOFFS): 149/105 (10/6)



— KEY TRANSACTIONS —

- Signed a one-year contract extension with Baltimore on 2/18/24
- Signed a one-year contract with the Ravens on 3/24/23
- Signed a two-year contract with the Patriots on 3/19/21
- Signed a one-year contract with the Raiders on 3/20/20
- Originally selected by the Philadelphia Eagles in the first round (20th overall) of the 2015 NFL Draft

— CAREER HIGHLIGHTS —

- Saw action in 17 games (three starts) with the Ravens in 2023, registering 35 catches for 381 yards and 4 TDs... Was one of six Ravens to eclipse 300 receiving yards, as Baltimore tied (Cincinnati, Detroit, Green Bay and Washington) for the NFL's most players reaching that mark... Contributed to an offense that ranked fourth in scoring (28.4 ppg) and No. 6 in total yards (370.4 ypg)
- With the Raiders in 2020, posted the second-highest yards-per-reception average (18.7 yards) and second-most TD receptions of 20+ yards (6) by any NFL player
- Totaled the second-most receptions (165), third-most receiving yards (1,867) and third-most receiving TDs (15) by an Eagles' player from 2017-19
- Recorded 84 yards on a team-high 9 receptions to help the Eagles claim their first Super Bowl (LII) victory in franchise history vs. NE (2/4/18)... Caught 3 consecutive passes for 3 first downs (10, 18, 10 yards) during the fourth-quarter drive that resulted in the game-winning TD... Tied (WR Terrell Owens and RB Keith Byars – twice) for the second-most receptions in Eagles playoff history, trailing only TE Brent Celek's 10 receptions at Ari (1/18/09)
- Tied for the eighth-most receiving TDs (8) by any NFL player in 2017... Posted a streak of three straight games with at least 1 TD from Weeks 5-7 (vs. Ari, at Car. and vs. Was.)

— PERSONAL —

- Was born in Nigeria before his family moved to the United States when he was 5 years old
- Father, Felix, played high school level soccer in Nigeria
- Won a little league Super Bowl at Raymond James Stadium, home of the Tampa Bay Buccaneers
- Growing up, enjoyed watching NFL players RB LaDainian Tomlinson, QB Brett Favre, WR Reggie Wayne, WR Larry Fitzgerald and WR Santana Moss

- Ravens quarterbacks coach Tee Martin was Agholor's wide receivers coach at USC
- Enjoys doing Pilates and incorporates it into his workout regiment
- Started Our Kids, Our Responsibility, a foundation that upholds the idea that it takes a village to raise children
- Lived with his Godmother, Leslie Berlin, in high school, whom he considers a mentor
- Is an avid Seinfeld fan
- Enjoys cooking food, especially different cuts of steak and Italian sauces... Believes he makes a delicious Bolognese
- Favorite actors are Denzel Washington, Matthew McConaughey and Will Smith
- Received his favorite piece of advice from former Raiders interim head coach (and current Packers assistant head coach and special teams coordinator) Rich Bisaccia: "You must be so confident that you can be self-critical."

• Pronunciation: AGG-uh-lore

— 2024 SEASON HIGHLIGHTS —

- Saw action in 14 games (seven starts), registering 14 catches for 231 yards and 2 TDs... Produced his ninth-consecutive season with multiple receiving scores... Posted a 56-yard catch-and-run at Dal. (9/22), marking his longest reception as a Raven, while his 50 YAC on the play was the most on any catch of his career... Contributed to an offense that ranked No. 1 in the NFL in yards per game (424.9), yards per play (6.8 – third-best single-season mark in NFL history) and red zone efficiency (74.2%) and No. 3 in points per game (30.5), while setting a franchise single-season record with 7,224 net yards
- Tallied a 6-yard receiving TD in the 35-34 win vs. Cin. (11/7)... With his second TD grab of the year, registered his ninth-consecutive season with multiple receiving scores
- Posted 3 catches for 36 yards and his first TD (11 yards) of the season at Cle. (10/27)... With the score, has reached the end zone each season of his 10-year career (2015-24)
- Posted a 56-yard reception and run to the 2-yard line to set up a Ravens TD in the 28-25 win at Dal. (9/22)... Marked his longest reception as a Raven, while his 50 YAC was the most on any catch of his career

15 NELSON AGHOLOR

NELSON AGHOLOR'S NFL REGULAR SEASON RUSHING/RECEIVING STATISTICS

RECEIVING									RUSHING				
DATE	TEAM	GP	GS	NO.	YDS.	AVG.	LG	TD	NO.	YDS.	AVG.	LG	TD
2015	Eagles	13	12	23	283	12.3	53t	1	0	0	0.0	0	0
2016	Eagles	15	14	36	365	10.1	40t	2	5	14	2.8	5	0
2017	Eagles	16	10	62	768	12.4	72t	8	1	7	7.0	7	0
2018	Eagles	16	16	64	736	11.5	83t	4	3	32	10.7	16	0
2019	Eagles	11	10	39	363	9.3	43	3	2	7	3.5	16	0
2020	Raiders	16	13	48	896	18.7	85t	8	0	0	0.0	0	0
2021	Patriots	15	13	37	473	12.8	44	3	3	11	3.7	6	0
2022	Patriots	16	7	31	362	11.7	44t	2	0	0	0.0	0	0
2023	Ravens	17	3	35	381	10.9	37t	4	0	0	0.0	0	0
2024	Ravens	14	7	14	231	16.5	56	2	0	0	0.0	0	0
NFL TOTALS		149	105	389	4,858	12.5	85T	37	14	71	5.1	16	0

NELSON AGHOLOR'S NFL POSTSEASON RUSHING/RECEIVING STATISTICS

RECEIVING									RUSHING				
DATE	TEAM	GP	GS	NO.	YDS.	AVG.	LG	TD	NO.	YDS.	AVG.	LG	TD
2017	Eagles	3	3	15	167	11.1	42	0	4	29	7.3	21	0
2018	Eagles	2	2	4	38	9.5	13	0	1	12	12.0	12	0
2019	Eagles	0	0	0	0	0.0	0	0	0	0	0.0	0	0
2021	Patriots	1	1	1	18	18.0	18	0	0	0	0.0	0	0
2023	Ravens	2	0	3	51	17.0	39	1	0	0	0.0	0	0
2024	Ravens	2	0	1	25	25.0	25	0	0	0	0.0	0	0
NFL TOTALS		10	6	24	299	12.5	42	1	5	41	8.2	21	0

NELSON AGHOLOR'S SINGLE-GAME HIGHS: RUSHING/RECEIVING

Rush Attempts	2 at Buffalo Bills, Oct 27, 2019	Kickoff Returns	2 vs. New York Giants, Dec 22, 2016 ...1 more at 2.
Rushing Yards	16 vs. Atlanta Falcons, Sep 06, 2018	Kickoff Return Yards	38 vs. New York Giants, Dec 22, 2016
Longest Runs	16 at Buffalo Bills, Oct 27, 2019 ...1 more at 16.	Longest Kickoff Return	27 at Baltimore Ravens, Dec 18, 2016
Receptions	8 vs. Detroit Lions, Sep 22, 2019 ...4 more at 8.	Punt Return Yards	7 vs. New York Jets, Oct 06, 2019
Receiving Yards	155 vs. Miami Dolphins, Dec 26, 2020	Longest Punt Return	4 vs. New York Jets, Oct 06, 2019
Receiving Average	31.0 vs. Miami Dolphins, Dec 26, 2020	Punt Returns	2 vs. New York Jets, Oct 06, 2019
Longest Receptions	85t vs. Miami Dolphins, Dec 26, 2020	Most TDs	2 vs. Detroit Lions, Sep 22, 2019 ...2 more at 2.
Receiving TDs	2 vs. Detroit Lions, Sep 22, 2019 ...1 more at 2.	Miscellaneous Tackles	2 vs. Minnesota Vikings, Oct 23, 2016
All-Purpose Yards	155 vs. Miami Dolphins, Dec 26, 2020	Scrimmage Yards	155 vs. Miami Dolphins, Dec 26, 2020

NELSON AGHOLOR'S SINGLE-GAME HIGHS - POSTSEASON: RUSHING/RECEIVING

Rush Attempts	2 vs. Atlanta Falcons, Jan 13, 2018	Receiving Average	19.7 vs. Minnesota Vikings, Jan 21, 2018
Rushing Yards	20 vs. Atlanta Falcons, Jan 13, 2018	Longest Receptions	42 vs. Minnesota Vikings, Jan 21, 2018
Longest Runs	21 vs. Atlanta Falcons, Jan 13, 2018	Receiving TDs	1 vs. Houston Texans, Jan 20, 2024
Receptions	9 at New England Patriots, Feb 04, 2018	All-Purpose Yards	93 at New England Patriots, Feb 04, 2018
Receiving Yards	84 at New England Patriots, Feb 04, 2018	Most TDs	1 vs. Houston Texans, Jan 20, 2024

NELSON AGHOLOR'S 100-YARD RECEIVING GAMES (7): REGULAR SEASON

DATE	TEAM	NO.	YDS.	AVG.	LG	TD
12/03/17	at Seahawks	7	141	20.1	51	1
12/23/18	TEXANS	5	116	23.2	83t	1
09/15/19	at Falcons	8	107	13.4	43	1
10/25/20	BUCCANEERS	5	107	21.4	44	1
12/13/20	COLTS	5	100	20.0	36	1
12/26/20	DOLPHINS	5	155	31.0	85t	1
09/18/22	at Steelers	6	110	18.3	44t	1

15 NELSON AGHOLOR

NELSON AGHOLOR'S 2024 GXG REGULAR-SEASON STATISTICS (RAVENS)

DATE	OPPONENT	P/S	RECEIVING					RUSHING					W/L	SCORE
			NO.	YDS.	AVG.	LG	TD	NO.	YDS.	AVG.	LG	TD		
09/05	at Chiefs	P	1	6	6.0	6	0	0	0	0.0	0	0	L	20-27
09/15	Raiders	S	1	13	13.0	13	0	0	0	0.0	0	0	L	23-26
09/22	at Cowboys	S	1	56	56.0	56	0	0	0	0.0	0	0	W	28-25
09/29	Bills	P	2	10	5.0	12	0	0	0	0.0	0	0	W	35-10
10/06	at Bengals	P	1	4	4.0	4	0	0	0	0.0	0	0	W	41-38+
10/13	Commanders	P	1	25	25.0	25	0	0	0	0.0	0	0	W	30-23
10/21	at Buccaneers	S	1	20	20.0	20	0	0	0	0.0	0	0	W	41-31
10/27	at Browns	S	3	36	12.0	14	1	0	0	0.0	0	0	L	24-29
11/03	Broncos	P	1	29	29.0	29	0	0	0	0.0	0	0	W	41-10
11/07	Bengals	S	1	6	6.0	6t	1	0	0	0.0	0	0	W	35-34
11/17	at Steelers	P	0	0	0.0	0	0	0	0	0.0	0	0	L	16-18
11/25	at Chargers	P	0	0	0.0	0	0	0	0	0.0	0	0	W	30-23
12/01	Eagles	S	0	0	0.0	0	0	0	0	0.0	0	0	L	19-24
12/15	at Giants	S	1	26	26.0	26	0	0	0	0.0	0	0	W	35-14
12/21	Steelers						INACTIVE						W	34-17
12/25	at Texans						INACTIVE						W	31-2
01/04	Browns						INACTIVE						W	35-10
2024 TOTALS		14-7	14	231	16.5	56	2	0	0	0.0	0	0	12-5	

+ - Overtime

NELSON AGHOLOR'S 2024 GXG POSTSEASON STATISTICS (RAVENS)

DATE	OPPONENT	P/S	RECEIVING					RUSHING					W/L	SCORE
			NO.	YDS.	AVG.	LG	TD	NO.	YDS.	AVG.	LG	TD		
01/11	Steelers	P	1	25	25.0	25	0	0	0	0.0	0	0	W	28-14
01/19	at Bills	P	0	0	0.0	0	0	0	0	0.0	0	0	L	25-27
2024 TOTALS		2-0	1	25	25.0	25	0	0	0	0.0	0	0	1-1	



26

RB

5-11 | 212

RASHEEN ALI

COLLEGE: MARSHALL

AGE: 23 HOMETOWN: CLEVELAND, OH

EXP. (NFL/RAVENS): ROOKIE GP/GS (PLAYOFFS): 6/0



— KEY TRANSACTIONS —

- Activated from Injured Reserve on 10/12/24
- Designated to return from Injured Reserve on 10/3/24
- Placed on Injured Reserve on 9/5/24
- Rasheen Ali was selected by the Ravens in the fifth round (165th overall) of the 2024 NFL Draft

— COLLEGE HONORS —

- Second-team All-Sun Belt Conference (2023)
- Myrtle Beach Bowl MVP (2022)
- FWAA Freshman All-American (2021)
- First-team All-Conference USA (2021)

— COLLEGE HIGHLIGHTS —

- Saw action in 34 games (24 starts) during his four-year (2020-23) career at Marshall, posting 514 carries for 2,831 yards (5.5 avg.) and 39 TDs, while adding 76 receptions for 565 yards and 3 TDs...Also tallied a 97-yard KOR...Accumulated the bulk of his stats, including all 39 rushing TDs, over the last three years of his collegiate career (2021-23) after the pandemic-shortened season in 2020...The 39 rushing scores marked the nation's third most from 2021-23...Surpassed 100 rushing yards in 11 career contests, while posting 14 games with multiple ground TDs
- Started all 12 games in which he saw action for Marshall in 2023, posting 212 carries for 1,135 yards (5.4 avg.) and 15 TDs, while adding 28 receptions for 213 yards and 1 TD...Notched six games with multiple rushing TDs, while his 15 ground scores tied for the nation's 11th most...Also surpassed 100 rushing yards in four contests and posted an FBS-high 7 gains of at least 50 yards (6 rushing & 1 receiving)...Earned second-team All-Sun Belt Conference honors
- Saw action in three games with Marshall after missing the first 10 games of the 2022 season with a knee injury...Totaled 47 carries for 273 yards (5.8 avg.) and 1 TD, while adding 2 receptions for 10 yards and 1 TD...Rushed for at least 75 yards in all three appearances...Earned Myrtle Beach Bowl MVP honors for his performance

- In 2021, appeared in 13 games (12 starts) for the Thundering Herd, tallying career highs in most major rushing categories, including attempts (250), yards (1,401) and TDs (23), on 5.6 yards per carry...Also added career highs in receptions (46) and receiving yards (342), notching 1 TD through the air, as well as a 97-yard KOR-TD...His 23 ground scores tied (RB Tyler Allgeier) for the most in the nation, while his 1,401 rushing yards placed 10th...Totaled six 100-yard rushing outings and eight games with multiple rushing TDs...Earned FWAA Freshman All-American and first-team All-Conference USA honors
- Made six appearances in Marshall's pandemic-shortened 2020 campaign, posting 5 rushes for 22 yards and 4 KORs for 76 yards

— PERSONAL —

- Started boxing at 4-years old and playing football at the age of 6...Also played basketball and lacrosse during his childhood
- Decided to focus on boxing and skip participation in football during his sophomore and junior years of HS...During that time, competed in junior boxing tournaments all over the region...Due to lack of varsity film, received very few college offers
- Credits his boxing background for the physical and mental toughness he showcases on the field...His footwork, hand-eye coordination and balance were also polished through boxing

— NOTE THE QUOTE —

"Rasheen Ali is an explosive guy. He runs hard, and he finishes his runs. He catches the ball well, he can run routes, and he's a good pass protector. At the Senior Bowl, he was a guy that I noticed very quickly. He got hurt, but during the week at practice, he was very, very explosive, and I think we all took note. He's an interesting kid. He's got a great background, and he's going to be a good player for us."

— EVP & GM Eric DeCosta

— 2024 SEASON HIGHLIGHTS —

- Appeared in six games during his rookie season, totaling 10 carries for 31 yards, while adding 4 KORs for 107 yards (26.8 avg.)
- Tallied his first-career carries, totaling 8 rushes for 32 yards, while adding a 22-yard KOR, in the 35-14 win at NYG (12/15)
- Returned 2 kicks for 62 yards, including a 38-yard return, vs. Phi. (12/1)
- Made his NFL debut in the 30-23 win vs. Was. (10/13), appearing on 9 ST snaps

26 RASHEEN ALI

RASHEEN ALI'S NFL REGULAR SEASON RUSHING/RECEIVING STATISTICS

RUSHING										RECEIVING				
DATE	TEAM	GP	GS	NO.	YDS.	AVG.	LG	TD		NO.	YDS.	AVG.	LG	TD
2024	Ravens	6	0	10	31	3.1	9	0		0	0	0.0	0	0
NFL TOTALS		6	0	10	31	3.1	9	0		0	0	0.0	0	0

RASHEEN ALI'S NFL POSTSEASON RUSHING/RECEIVING STATISTICS

RUSHING										RECEIVING				
DATE	TEAM	GP	GS	NO.	YDS.	AVG.	LG	TD		NO.	YDS.	AVG.	LG	TD
2024	Ravens	0	0	0	0	0.0	0	0		0	0	0.0	0	0
NFL TOTALS		0	0	0	0	0.0	0	0		0	0	0.0	0	0

RASHEEN ALI'S NFL REGULAR SEASON RETURN STATISTICS

KICKOFF RETURNS							PUNT RETURNS						
DATE	TEAM	RET.	YDS.	AVG.	LG	TD	NO.	FC	YDS.	AVG.	LG	TD	
2024	Ravens	4	107	26.8	38	0	0	0	0	0.0	0	0	
NFL TOTALS		4	107	26.8	38	0	0	0	0	0.0	0	0	

RASHEEN ALI'S NFL POSTSEASON RETURN STATISTICS

KICKOFF RETURNS							PUNT RETURNS						
DATE	TEAM	RET.	YDS.	AVG.	LG	TD	NO.	FC	YDS.	AVG.	LG	TD	
2024	Ravens	0	0	0.0	0	0	0	0	0	0.0	0	0	
NFL TOTALS		0	0	0.0	0	0	0	0	0	0.0	0	0	

Rush Attempts

Rushing Yards

Rushing Average

Longest Runs

All-Purpose Yards

8 at New York Giants, Dec 15, 2024

32 at New York Giants, Dec 15, 2024

4.0 at New York Giants, Dec 15, 2024

9 at New York Giants, Dec 15, 2024

62 vs. Philadelphia Eagles, Dec 01, 2024

Rasheen Ali's Single-Game Highs: Rushing/Receiving

Kickoff Returns

Kickoff Return Yards

Longest Kickoff Return

Scrimmage Yards

2 vs. Philadelphia Eagles, Dec 01, 2024

62 vs. Philadelphia Eagles, Dec 01, 2024

38 vs. Philadelphia Eagles, Dec 01, 2024

32 at New York Giants, Dec 15, 2024

RASHEEN ALI'S 2024 GXG REGULAR-SEASON STATISTICS (RAVENS)

RUSHING														RECEIVING					W/L	SCORE
DATE	OPPONENT	P/S	NO.	YDS.	AVG.	LG	TD	NO.	YDS.	AVG.	LG	TD		NO.	YDS.	AVG.	LG	TD		
09/05	at Chiefs																		L	20-27
09/15	Raiders																		L	23-26
09/22	at Cowboys																		W	28-25
09/29	Bills																		W	35-10
10/06	at Bengals																		W	41-38+
10/13	Commanders	P	0	0	0.0	0	0	0	0	0.0	0	0							W	30-23
10/21	at Buccaneers																		W	41-31
10/27	at Browns																		L	24-29
11/03	Broncos																		W	41-10
11/07	Bengals																		W	35-34
11/17	at Steelers																		L	16-18
11/25	at Chargers																		W	30-23
12/01	Eagles	P	0	0	0.0	0	0	0	0	0.0	0	0							L	19-24
12/15	at Giants	P	8	32	4.0	9	0	0	0	0.0	0	0							W	35-14
12/21	Steelers	P	1	2	2.0	2	0	0	0	0.0	0	0							W	34-17
12/25	at Texans	P	1	-3	-3.0	-3	0	0	0	0.0	0	0							W	31-2
01/04	Browns	P	0	0	0.0	0	0	0	0	0.0	0	0							W	35-10
2024 TOTALS		6-0	10	31	3.1	9	0	0	0	0.0	0	0							12-5	
+ - Overtime																				

RASHEEN ALI'S 2024 GXG POSTSEASON STATISTICS (RAVENS)

RUSHING														RECEIVING					W/L	SCORE
DATE	OPPONENT	P/S	NO.	YDS.	AVG.	LG	TD	NO.	YDS.	AVG.	LG	TD		NO.	YDS.	AVG.	LG	TD		
01/11	Steelers																		W	28-14
01/19	at Bills																		L	25-27
2024 TOTALS		0-0	0	0	0.0	0	0	0	0	0.0	0	0							1-1	

26 RASHEEN ALI

RASHEEN ALI'S COLLEGE RUSHING/RECEIVING STATISTICS

DATE	TEAM	GP	GS	RUSHING					RECEIVING				
				NO.	YDS.	AVG.	LG	TD	NO.	YDS.	AVG.	LG	TD
2020	Marshall	6	0	5	22	4.4	9	0	0	0	0.0	0	0
2021	Marshall	13	12	250	1,401	5.6	63	23	46	342	7.4	50	1
2022	Marshall	3	0	47	273	5.8	38	1	2	10	5.0	5	1
2023	Marshall	12	12	212	1,135	5.4	64	15	28	213	7.6	65	1
TOTALS		34	24	514	2,831	5.5	64	39	76	565	7.4	65	3



89

TE

6-5 | 250



MARK ANDREWS

COLLEGE: OKLAHOMA

AGE: 29 HOMETOWN: SCOTTSDALE, AZ

EXP. (NFL/RAVENS): 7/7 GP/GS (PLAYOFFS): 104/55 (8/4)



— KEY TRANSACTIONS —

- Activated from Injured Reserve Designated to Return on 1/26/24
- Designated to return from Injured Reserve on 1/12/24
- Placed on Injured Reserve on 11/25/23
- Signed a four-year contract extension (through 2025) with the Ravens on 9/6/21
- Mark Andrews was selected by the Ravens in the third round (86th overall) of the 2018 NFL Draft...Was the second of two third-round picks (Oklahoma teammate T Orlando Brown Jr., 83rd) by the Ravens

— HONORS —

- *Associated Press* first-team All-Pro (2021)
- Three-time Pro Bowler (2019, 2021-22)
- *PFWA* All-NFL Team (2021)
- *PFWA* All-AFC Team (2021)
- Team MVP, as voted by local media (2021)
- Media Good Guy, as voted by local media (2021)
- Ed Block Courage Award (2020)

— CAREER HIGHLIGHTS —

- Owns a Ravens-record 51 total TDs...Is one of two TEs (also Rob Gronkowski, Patriots) in NFL history standing as a franchise's all-time TDs record holder
- Ranks in the Top 3 all time in each of Baltimore's major receiving categories over the course of a Ravens career, including receptions (third, 436), yards (second, 5,530) and TDs (first, 51)
- Owns the most 100-yard receiving games and multi-TD receiving games in Ravens history (10 each)
- Owns the two longest regular season receptions by a TE in Ravens history, registering a 68-yard catch at LAC (12/22/18) and a record 74-yarder vs. Oak. (11/25/18)
- Appeared in all 17 games (13 starts) for Baltimore in 2024, recording 55 receptions for 673 yards and a career-high 11 TDs...Finished the year first among all NFL TEs in TD receptions, while his 11 TDs was tied for fourth overall in the NFL...Tied WR Torrey Smith for the second-most receiving scores in Ravens single-season history behind WR Michael Jackson's 14 in 1996...Recorded a six-game streak with a receiving TD (Weeks 12-18), the longest such streak in franchise history...Contributed to an offense that ranked No. 1 in the NFL in yards per game (424.9), yards per play (6.8 – third-best single-season mark in NFL history) and red zone efficiency (74.2%) and No. 3 in points per game (30.5), while setting franchise single-season records with 7,224 net yards and 65 TDs

- Appeared in 10 games for the Ravens in 2023 (nine starts), posting 45 receptions for 544 yards and a team-high 6 TDs before being placed on Injured Reserve (11/25/23) with an ankle injury that sidelined him for the remainder of the regular season...He and Likely were the NFL's only single-team pair of TEs with at least 5 TD grabs, while also becoming the first TE duo in Ravens history to accomplish the feat...Was part of a Baltimore TEs group that led the NFL with 12 receiving TDs...Contributed to an offense that ranked fourth in scoring (28.4 ppg) and No. 6 in total yards (370.4 ypg)
- Started in all 15 games in which he appeared in 2022, producing team highs in all major receiving categories, including receptions (73 – tying for third most among NFL TEs), yards (847 – third most among NFL TEs) and TDs (5 – tying for seventh most among NFL TEs), en route to his third-career Pro Bowl...Also climbed to No. 3 in career receiving yards (4,313) and No. 2 in career receiving TDs (34) on the Ravens' all-time charts, while surpassing WR Mark Clayton for the most career 100-yard receiving games in franchise history (10)
- Played in all 17 games (nine starts) in 2021, totaling single-season franchise records in both receptions (107) and receiving yards (1,361)...Added 9 TD catches, en route to his second-career Pro Bowl nod and helping the Ravens produce the NFL's sixth-ranked offense (378.8 ypg)...Led NFL tight ends in all major receiving categories, including yards (1,361), receptions (107), TDs (9 – tied), first downs (75), 20-plus yard catches (20) and contested catches (18)
- On 12/26/21 at Cin., posted a team-high 8 catches for 125 yards and 1 TD...Recorded his third-straight game with at least 100 receiving yards and 1 TD grab, tying Jimmy Graham (2013) for the longest such streak by a TE in NFL history...It marked his fifth game reaching the century mark in 2021, setting a new Ravens' single-season record for most games with 100-plus receiving yards
- On 12/19/21 vs. GB, tallied 10 catches for a game-high 136 receiving yards and 2 TDs on 13 targets...All 10 of his receptions moved the sticks, marking the most first-down grabs by all players in 2021 and in Ravens' single-game history...With his performance, became the 13th Raven and first TE in franchise history to produce 1,000 receiving yards in a season...Also became the second tight end ever with at least 10 catches, 100 receiving yards and a TD reception in consecutive games, joining Travis Kelce (Week 11 and Week 13, 2018)

89 MARK ANDREWS

- On 10/11/21 vs. Ind., set career highs in receptions (11) and receiving yards (147), also tying a career high with 2 TD catches and setting a personal best with 2 two-point conversions...His 147 receiving yards set a Ravens' single-game record by a TE, while his 11 receptions tied a previous single-game high for a Baltimore TE (Dennis Pitta in 2016)...Also became the first player since the 1970 merger to have 2 receiving TDs and 2 two-point conversions in a game
- In 2020, totaled 58 receptions for 701 yards and 7 receiving TDs for the NFL's seventh-best scoring offense (29.3 ppg) and fourth-best third-down offense (48.8%)...Helped block for the NFL's No. 1 rushing attack (191.9 ypg), which produced the third-most yards (3,071) ever in a 16-game NFL season
- Finished 2019 with team highs in receptions (64), receiving yards (852) and receiving TDs (10), helping Baltimore produce the NFL's No. 1 scoring offense (33.2 ppg)...The Ravens became the first team in NFL history to average at least 200 rushing (206.0) and 200 net passing yards (201.6) per game
- Helped set new single-season franchise records for total TDs (64), points (531), rushing yards (3,296) and total net yards (6,521) in 2019
- In 2019, produced the single-season franchise record for TD catches (10) by a TE...His 10 receiving TDs tied (LAR's Cooper Kupp) for No. 2 in the NFL and ranked No. 1 among all TEs
- Is one of three Ravens ever to post at least 10 receiving TDs in a season (Torrey Smith, 11 in 2014; Michael Jackson, 14 in 1996), doing so in 2019
- On 12/1/19 vs. SF, scored Baltimore's 48th total TD of the season, setting a new franchise record (12/1/19)
- Became the first Ravens TE to post back-to-back 100-yard receiving games in the victory vs. Ari. (9/15/19)
- Posted then-career highs in receiving yards (108) and receptions (8) to help the Ravens produce franchise-records in yards (643) and points (59) in the season-opening 59-10 victory at Mia. (9/8/19)
- In 2018, became the Ravens' record holder for most receptions (34) and receiving yards (552) in a season by a rookie TE, passing Maxx Williams (32 for 268 in 2015)
- Andrews' 552 receiving yards in 2018 ranked No. 1 among all NFL rookie TEs...His 34 receptions stood third

— PERSONAL —

- Was diagnosed with Type 1 diabetes and wears an insulin pump, except when he plays football...Passionate spokesperson for those with diabetes and educating youth about its effects and ways to overcome the ailment
- Father, Paul, and brother, Jack, are urologists, while his sister, Annie, is a dentist...Mother, Martha, and another brother, Charlie, both work in real estate

— 2024 SEASON HIGHLIGHTS —

- Appeared in all 17 games (13 starts), recording 55 receptions for 673 yards and a career-high 11 TDs...Finished the year first among all NFL TEs in TD receptions, while his 11 TDs was tied for fourth overall in the NFL...Tied WR Torrey Smith for the second-most receiving scores in Ravens single-season history behind WR Michael Jackson's 14 in 1996...Became the first player in Ravens history with multiple seasons (also 2019) notching 10+ receiving scores...Recorded a six-game streak with a receiving TD (Weeks 12-18), the longest such streak in franchise history... Contributed to an offense that ranked No. 1 in the NFL in yards per game (424.9), yards per play (6.8 – third-best single-season mark in NFL history) and red zone efficiency (74.2%) and No. 3 in points per game (30.5), while setting franchise single-season records with 7,224 net yards and 65 TDs
- Tallied a team-high 5 receptions for 61 yards in the Divisional Playoff at Buf. (1/19/25)
- Registered 4 catches for 54 yards and 1 TD in the 35-10 win vs. Cle. (1/4)...With the 12-yard TD, set a new career high with 11 receiving TDs on the season, tying WR Torrey Smith for the second-most receiving scores in Ravens single-season history behind WR Michael Jackson's 14 in 1996...Tallied a receiving TD for the sixth-consecutive game, setting a Ravens franchise record...Finishing the game with 5,530 career receiving yards, surpassed TE Todd Heap (5,492) for the second-most receiving yards in Ravens history
- Recorded 2 catches for a team-high 68 yards, including a 67-yarder (the third-longest reception of his career) and 1 TD in the 31-2 win at Hou. (12/25)...With the 1-yard TD, became the first player in Ravens history with multiple seasons (also 2019) notching 10+ receiving scores...Tallied a receiving TD for the fifth-consecutive game, tying WR Michael Jackson for the longest-such streak in franchise history
- Posted 4 receptions for 37 yards and 1 TD in the 34-17 win vs. Pit. (12/21)...With the scoring grab, Andrews tallied a receiving TD for the fourth-consecutive contest, marking the longest streak by a TE in Ravens franchise history
- Posted 2 receptions for 24 yards and 1 TD in the 35-14 win at NYG (12/15)...With the scoring grab, Andrews (48 TDs) surpassed RB Jamal Lewis (47) for sole possession of the top spot on the Ravens' all-time total TDs list...Surpassed 500 receiving yards on the season in the contest, breaking a tie with TE Todd Heap & WR Derrick Mason for the most seasons (seven) tallying at least 500 receiving yards in a Ravens career...Also became the fifth TE in NFL history with at least 500 receiving yards in each of his first seven seasons, joining Rob Gronkowski, George Kittle, Keith Jackson and Pro Football Hall of Famer Ozzie Newsome
- Recorded a game-high 6 receptions for 67 receiving yards, including a 14-yard TD in the first quarter, vs. Phi. (12/1)...With the scoring grab, Andrews tied RB Jamal Lewis' franchise record of 47 total TDs in a Ravens career...Also tied WR Derrick Mason for the most games (54) with 50-plus receiving yards in Ravens history

89 MARK ANDREWS

- Tallied 5 catches for 44 yards, including a 6-yard TD grab in the back of the end zone that gave Baltimore a fourth-quarter 23-16 lead, in the MNF win at LAC (11/25)...Pushed forward for a key fourth-and-1 conversion from the team's own 16-yard line, marking the league's deepest successful fourth-down try since the 2012 Rams (11/11/12 at SF)
- Registered 6 catches for 68 yards and 1 TD in the 35-34 win vs. Cin. (11/7)...Marked his sixth season with at least 5 receiving TDs, surpassing TE Todd Heap for the most seasons with at least 5 receiving TDs in a Ravens career
- Tallied 5 receptions for 36 yards, including a 7-yard TD at Cle. (10/27)...Added a receiving TD for the third-consecutive game, tying a career-high scoring streak (2021, Weeks 14-16)...Surpassed RB Ray Rice (43) for the second-most total TDs (44) in franchise history...Became the third player (also TE Todd Heap & WR Derrick Mason) in franchise history to reach 400 career receptions
- Posted 4 catches for 41 yards and 2 TDs in the 41-31 win at TB (10/21)...Surpassed TE Todd Heap for the most TD receptions (43) by any player in franchise history...Also became the Ravens' all-time leader in games (10) with multiple TD receptions
- Registered 3 catches for 66 yards and 1 TD in the 30-23 win vs. Was. (10/13)...Recorded his 41st-career receiving TD, tying TE Todd Heap for the most receiving TDs in Ravens franchise history...Also surpassed 5,000 career receiving yards in the contest, becoming the third – and fastest – player to reach the mark in a Ravens career
- Tallied 4 receptions for a season-high 55 yards in the 41-38 OT win at Cin. (10/6)...Recorded his 51st-career game with 50+ receiving yards, surpassing TE Todd Heap (50) for the most such performances by a Ravens TE

MARK ANDREWS' NFL REGULAR SEASON RUSHING/RECEIVING STATISTICS

DATE	TEAM	GP	GS	RECEIVING					RUSHING				
				NO.	YDS.	AVG.	LG	TD	NO.	YDS.	AVG.	LG	TD
2018	Ravens	16	3	34	552	16.2	74	3	0	0	0.0	0	0
2019	Ravens	15	4	64	852	13.3	51	10	0	0	0.0	0	0
2020	Ravens	14	2	58	701	12.1	39	7	0	0	0.0	0	0
2021	Ravens	17	9	107	1,361	12.7	43	9	1	0	0.0	0	0
2022	Ravens	15	15	73	847	11.6	36	5	3	8	2.7	4	0
2023	Ravens	10	9	45	544	12.1	38	6	1	0	0.0	0	0
2024	Ravens	17	13	55	673	12.2	67	11	4	5	1.3	2	0
NFL TOTALS		104	55	436	5,530	12.7	74	51	9	13	1.4	4	0

MARK ANDREWS' NFL POSTSEASON RUSHING/RECEIVING STATISTICS

DATE	TEAM	GP	GS	RECEIVING					RUSHING				
				NO.	YDS.	AVG.	LG	TD	NO.	YDS.	AVG.	LG	TD
2018	Ravens	1	0	3	31	10.3	13	0	0	0	0.0	0	0
2019	Ravens	1	0	4	39	9.8	16	0	0	0	0.0	0	0
2020	Ravens	2	1	8	69	8.6	17	0	0	0	0.0	0	0
2022	Ravens	1	1	5	73	14.6	29	0	1	0	0.0	0	0
2023	Ravens	1	0	2	15	7.5	9	0	0	0	0.0	0	0
2024	Ravens	2	2	7	88	12.6	20	0	4	8	2.0	3	0
NFL TOTALS		8	4	29	315	10.9	29	0	5	8	1.6	3	0

MARK ANDREWS' SINGLE-GAME HIGHS: RUSHING/RECEIVING

Rush Attempts	1 at Tennessee Titans, Oct 15, 2023 ...4 more at 1.	Longest Receptions	74 vs. Oakland Raiders, Nov 25, 2018
Rushing Yards	4 vs. Cleveland Browns, Oct 23, 2022	Receiving TDs	2 at Tampa Bay Buccaneers, Oct 21, 2024 ...9 more at 2.
Longest Runs	4 vs. Cleveland Browns, Oct 23, 2022	All-Purpose Yards	147 vs. Indianapolis Colts, Oct 11, 2021
Receptions	11 at Cleveland Browns, Dec 12, 2021 ...1 more at 11.	Most TDs	2 at Tampa Bay Buccaneers, Oct 21, 2024 ...9 more at 2.
Receiving Yards	147 vs. Indianapolis Colts, Oct 11, 2021	Miscellaneous Tackles	3 vs. Cleveland Browns, Nov 28, 2021
Receiving Average	22.0 vs. Washington Commanders, Oct 13, 2024	Scrimmage Yards	147 vs. Indianapolis Colts, Oct 11, 2021

MARK ANDREWS' SINGLE-GAME HIGHS - POSTSEASON: RUSHING/RECEIVING

Rush Attempts	2 at Buffalo Bills, Jan 19, 2025 ...1 more at 2.	Receiving Average	14.6 at Cincinnati Bengals, Jan 15, 2023
Rushing Yards	5 vs. Pittsburgh Steelers, Jan 11, 2025	Longest Receptions	29 at Cincinnati Bengals, Jan 15, 2023
Longest Runs	3 vs. Pittsburgh Steelers, Jan 11, 2025	All-Purpose Yards	73 at Cincinnati Bengals, Jan 15, 2023
Receptions	5 at Buffalo Bills, Jan 19, 2025 ...1 more at 5.	Miscellaneous Tackles	1 at Cincinnati Bengals, Jan 15, 2023
Receiving Yards	73 at Cincinnati Bengals, Jan 15, 2023		

89 MARK ANDREWS

MARK ANDREWS' 100-YARD RECEIVING GAMES (10): REGULAR SEASON

DATE	TEAM	NO.	YDS.	AVG.	LG	TD
09/08/19	at Dolphins	8	108	13.5	39	1
09/15/19	CARDINALS	8	112	14.0	28	1
09/26/21	at Lions	5	109	21.8	41	0
10/11/21	COLTS	11	147	13.4	28	2
12/12/21	at Browns	11	115	10.5	32	1
12/19/21	PACKERS	10	136	13.6	43	2
12/26/21	at Bengals	8	125	15.6	28	1
09/18/22	DOLPHINS	9	104	11.6	25	1
10/16/22	at Giants	7	106	15.1	18	1
01/01/23	STEELERS	9	100	11.1	19	0

MARK ANDREWS' 2024 GXG REGULAR-SEASON STATISTICS (RAVENS)

RECEIVING								RUSHING						
DATE	OPPONENT	P/S	NO.	YDS.	AVG.	LG	TD	NO.	YDS.	AVG.	LG	TD	W/L	SCORE
09/05	at Chiefs	S	2	14	7.0	11	0	0	0	0.0	0	0	L	20-27
09/15	Raiders	P	4	51	12.8	16	0	0	0	0.0	0	0	L	23-26
09/22	at Cowboys	P	0	0	0.0	0	0	0	0	0.0	0	0	W	28-25
09/29	Bills	S	0	0	0.0	0	0	0	0	0.0	0	0	W	35-10
10/06	at Bengals	P	4	55	13.8	27	0	0	0	0.0	0	0	W	41-38+
10/13	Commanders	S	3	66	22.0	38	1	0	0	0.0	0	0	W	30-23
10/21	at Buccaneers	S	4	41	10.3	20	2	0	0	0.0	0	0	W	41-31
10/27	at Browns	P	5	36	7.2	11	1	0	0	0.0	0	0	L	24-29
11/03	Broncos	S	2	26	13.0	16	0	0	0	0.0	0	0	W	41-10
11/07	Bengals	S	6	68	11.3	18t	1	0	0	0.0	0	0	W	35-34
11/17	at Steelers	S	2	22	11.0	14	0	0	0	0.0	0	0	L	16-18
11/25	at Chargers	S	5	44	8.8	16	1	1	2	2.0	2	0	W	30-23
12/01	Eagles	S	6	67	11.2	23	1	1	2	2.0	2	0	L	19-24
12/15	at Giants	S	2	24	12.0	13t	1	0	0	0.0	0	0	W	35-14
12/21	Steelers	S	4	37	9.3	16	1	1	1	1.0	1	0	W	34-17
12/25	at Texans	S	2	68	34.0	67	1	0	0	0.0	0	0	W	31-2
01/04	Browns	S	4	54	13.5	30	1	1	0	0.0	0	0	W	35-10
2024 TOTALS		17-13	55	673	12.2	67	11	4	5	1.3	2	0	12-5	
+ - Overtime														

+ - Overtime

MARK ANDREWS' 2024 GXG POSTSEASON STATISTICS (RAVENS)

RECEIVING								RUSHING						
DATE	OPPONENT	P/S	NO.	YDS.	AVG.	LG	TD	NO.	YDS.	AVG.	LG	TD	W/L	SCORE
01/11	Steelers	S	2	27	13.5	20	0	2	5	2.5	3	0	W	28-14
01/19	at Bills	S	5	61	12.2	19	0	2	3	1.5	2	0	L	25-27
2024 TOTALS		2-2	7	88	12.6	20	0	4	8	2.0	3	0	1-1	



5

CB

6-1 | 197

JALYN ARMOUR-DAVIS

COLLEGE: ALABAMA

AGE: 25 HOMETOWN: MOBILE, AL

EXP. (NFL/RAVENS): 3/3 GP/GS (PLAYOFFS): 19/3



— KEY TRANSACTIONS —

- Placed on Injured Reserve (hamstring) on 1/3/25
- Activated from Injured Reserve/Designated to Return on 10/26/24
- Designated to return from Injured Reserve on 10/23/24
- Placed on Injured Reserve (hamstring) on 9/28/24
- Placed on Injured Reserve on 12/30/23
- Placed on Injured Reserve (hip) on 11/26/22
- Jalyyn Armour-Davis was selected by the Ravens in the fourth round (119th overall) of the 2022 NFL Draft...Was the second of six Ravens' draft picks (T Daniel Faalele, 110th; TE Charlie Kolar, 128th; P Jordan Stout, 130th; TE Isaiah Likely, 139th and CB Damarion Williams, 141st) in the round

— CAREER HIGHLIGHTS —

- Appeared in eight games for the Ravens in 2023, tallying 4 tackles on defense and 2 on special teams before being placed on Injured Reserve (concussion)...Helped the Ravens' defense become the first unit in NFL history to lead the league in scoring (16.5), sacks (60) and takeaways (31)
- Played in four games (one start) in 2022, recording 5 tackles, 1 TFL and 1 PD, before suffering a season-ending hip injury

- Made his NFL debut, seeing action on both defense (1 tackle) and special teams (1 ST tackle) in the 24-9 season-opening win at NYJ (9/11/22)...Baltimore's defense limited New York to 2-of-14 (14.3%) on third down

— PERSONAL —

- Growing up in Mobile, AL, each year he would go watch the Senior Bowl practices and game with dreams to one day participate in the event
- Played WR and CB in high school and credits his time spent as a receiver for understanding better how to play in the defensive secondary
- Married his wife, Ahlea, in March 2019...The couple has two daughters
- Graduated from Alabama with a degree in sports marketing

— 2024 SEASON HIGHLIGHTS —

- Appeared in seven games (two starts), recording 7 tackles (5 solo) and 1 PD, while adding 1 tackle on special teams, between spending time on Injured Reserve (hamstring)...Helped Baltimore's defense rank No. 1 against the run (80.1 ypg), No. 2 in sacks (54) and No. 5 (tied) in yards per play allowed (5.2)
- Recorded a career-high 5 tackles (3 solo) at Cle. (10/27)

JALYN ARMOUR-DAVIS' NFL REGULAR SEASON DEFENSIVE STATISTICS																												
				TACKLES								INTERCEPTIONS						FUMBLES				ST					MISC	
DATE	TEAM	GP	GS	TK	S	A	TFL	YDS	SK	YDS	QBH	NO	YDS	LG	TD	PD	FF	FR	TD	YDS	TK	S	A	FF	FR	S	A	
2022	Ravens	4	1	5	3	2	1	3	0.0	0.0	0	0	0	0	0	1	0	0	0	0	1	1	0	0	0	0	0	0
2023	Ravens	8	0	4	2	2	0	0	0.0	0.0	0	0	0	0	0	0	0	0	0	0	2	0	2	0	0	0	0	0
2024	Ravens	7	2	7	5	2	0	0	0.0	0.0	0	0	0	0	0	1	0	0	0	0	1	1	0	0	0	0	0	0
NFL TOTALS		19	3	16	10	6	1	3	0.0	0.0	0	0	0	0	0	2	0	0	0	0	4	2	2	0	0	0	0	0

JALYN ARMOUR-DAVIS' NFL POSTSEASON DEFENSIVE STATISTICS																												
				TACKLES								INTERCEPTIONS						FUMBLES				ST					MISC	
DATE	TEAM	GP	GS	TK	S	A	TFL	YDS	SK	YDS	QBH	NO	YDS	LG	TD	PD	FF	FR	TD	YDS	TK	S	A	FF	FR	S	A	
2022	Ravens	0	0	0	0	0	0	0	0.0	0.0	0	0	0	0	0	0	0	0	0	0	0	0	0	0	0	0	0	0
2023	Ravens	0	0	0	0	0	0	0	0.0	0.0	0	0	0	0	0	0	0	0	0	0	0	0	0	0	0	0	0	0
2024	Ravens	0	0	0	0	0	0	0	0.0	0.0	0	0	0	0	0	0	0	0	0	0	0	0	0	0	0	0	0	0
NFL TOTALS		0	0	0	0	0	0	0	0.0	0.0	0	0	0	0	0	0	0	0	0	0	0	0	0	0	0	0	0	0

JALYN ARMOUR-DAVIS' SINGLE-GAME HIGHS: DEFENSIVE

Total Tackles	5 at Cleveland Browns, Oct 27, 2024	Passes Defensed	1 at Los Angeles Chargers, Nov 25, 2024
Solo Tackles	3 at Cleveland Browns, Oct 27, 2024	Tackles For Loss	1 vs. Miami Dolphins, Sep 18, 2022
			...1 more at 1.

5 JALYN ARMOUR-DAVIS

JALYN ARMOUR-DAVIS' 2024 GXG REGULAR-SEASON STATISTICS (RAVENS)

TACKLES															INTERCEPTIONS					FUMBLES				ST				MISC			
DATE	OPPONENT	P/S	TK	S	A	SK	YDS	TFL	YDS	QBH	NO	YDS	LG	TD	PD	FF	FR	TD	YDS	TK	S	A	FF	FR	S	A	W/L	SCORE			
09/05	at Chiefs	S	1	1	0	0.0	0.0		0	0	0	0	0	0	0	0	0	0	0	0	0	0	0	0	0	0	L	20-27			
09/15	Raiders	P	0	0	0	0.0	0.0	0	0	0	0	0	0	0	0	0	0	0	0	0	1	1	0	0	0	0	L	23-26			
09/22	at Cowboys	P	0	0	0	0.0	0.0	0	0	0	0	0	0	0	0	0	0	0	0	0	0	0	0	0	0	0	W	28-25			
09/29	Bills											INJURED RESERVE												W	35-10						
10/06	at Bengals											INJURED RESERVE												W	41-38+						
10/13	Commanders											INJURED RESERVE												W	30-23						
10/21	at Buccaneers											INJURED RESERVE												W	41-31						
10/27	at Browns	S	5	3	2	0.0	0.0	0	0	0	0	0	0	0	0	0	0	0	0	0	0	0	0	0	0	0	L	24-29			
11/03	Broncos											ON INACTIVE LIST												W	41-10						
11/07	Bengals											INACTIVE												W	35-34						
11/17	at Steelers	P	0	0	0	0.0	0.0	0	0	0	0	0	0	0	0	0	0	0	0	0	0	0	0	0	0	0	L	16-18			
11/25	at Chargers	P	1	1	0	0.0	0.0	0	0	0	0	0	0	0	1	0	0	0	0	0	0	0	0	0	0	0	W	30-23			
12/01	Eagles	P	0	0	0	0.0	0.0	0	0	0	0	0	0	0	0	0	0	0	0	0	0	0	0	0	0	0	L	19-24			
12/15	at Giants											DID NOT PLAY (NON-INJURY)												W	35-14						
12/21	Steelers											INACTIVE												W	34-17						
12/25	at Texans											INACTIVE												W	31-2						
01/04	Browns											INJURED RESERVE												W	35-10						
2024 TOTALS		7-2	7	5	2	0.0	0.0	0	0	0	0	0	0	0	1	0	0	0	0	0	1	1	0	0	0	0	0	12-5			
+ - Overtime																															

+ - Overtime

JALYN ARMOUR-DAVIS' 2024 GXG POSTSEASON STATISTICS (RAVENS)

			TACKLES					INTERCEPTIONS					FUMBLES					ST					MISC					
DATE	OPPONENT	P/S	TK	S	A	SK	YDS	TFL	YDS	QBH	NO	YDS	LG	TD	PD	FF	FR	TD	YDS	TK	S	A	FF	FR	S	A	W/L	SCORE
01/11	Steelers		INJURED RESERVE																							W	28-14	
01/19	at Bills		INJURED RESERVE																							L	25-27	
2024 TOTALS			0	0	0	0.0	0.0	0	0	0	0	0	0	0	0	0	0	0	0	0	0	0	0	0	0	0	1-1	



71

G/T

6-5 | 344

MALAESALA AUMAVAE-LAULU

COLLEGE: OREGON

AGE: 25 HOMETOWN: HILO, HI

EXP. (NFL/RAVENS): 2/2 GP/GS (PLAYOFFS): 2/0



— KEY TRANSACTIONS —

- Signed to the Ravens' practice squad on 10/17/24
- Released by the Ravens on 10/15/24
- Malaesala Aumavae-Laulu was selected by the Ravens in the sixth round (199th overall) of the 2023 NFL Draft

— CAREER HIGHLIGHTS —

- Did not see any game action during his rookie year with Baltimore in 2023

— PERSONAL —

- Was the nation’s top-ranked JUCO lineman following his 2018 campaign at Navarro (Corsicana, TX) College

- Grew up in Palmer, AK, a farming town of less than 10,000 people around 40 miles northeast of Anchorage...His family moved to Las Vegas, NV, in order for Malaesala to receive more recognition as a football standout
- Trains with his uncle, Junior Aumavae, who played college football at Western Washington and later Minnesota State before signing with the Dallas Cowboys as an undrafted DE in 2010 and playing on various NFL practice squads
- **Name is pronounced: muh-lie-SAUL-uh, ah-moo-VYE, law-OH-loo**

— 2024 SEASON HIGHLIGHTS —

- Spent the majority of the season on the Ravens’ practice squad after starting the year on the active roster

MALAESALA AUMAVAE-LAULU'S NFL REGULAR SEASON STATISTICS				
DATE	TEAM	GP	GS	
2023	Ravens	0	0	
2024	Ravens	2	0	
NFL TOTALS		2	0	

MALAESALA AUMAVAE-LAULU'S NFL POSTSEASON STATISTICS				
DATE	TEAM	GP	GS	
2023	Ravens	0	0	
2024	Ravens	0	0	
NFL TOTALS		0	0	

MALAESALA AUMAVAE-LAULU'S 2024 GXG REGULAR-SEASON STATISTICS (RAVENS)					
DATE	OPPONENT	P/S		W/L	SCORE
09/05	at Chiefs		ON INACTIVE LIST	L	20-27
09/15	Raiders		ON INACTIVE LIST	L	23-26
09/22	at Cowboys		ON INACTIVE LIST	W	28-25
09/29	Bills	P		W	35-10
10/06	at Bengals	P		W	41-38+
10/13	Commanders		ON INACTIVE LIST	W	30-23
10/21	at Buccaneers		PRACTICE SQUAD	W	41-31
10/27	at Browns		PRACTICE SQUAD	L	24-29
11/03	Broncos		PRACTICE SQUAD	W	41-10
11/07	Bengals		PRACTICE SQUAD	W	35-34
11/17	at Steelers		PRACTICE SQUAD	L	16-18
11/25	at Chargers		PRACTICE SQUAD	W	30-23
12/01	Eagles		PRACTICE SQUAD	L	19-24
12/15	at Giants		PRACTICE SQUAD	W	35-14
12/21	Steelers		PRACTICE SQUAD	W	34-17
12/25	at Texans		PRACTICE SQUAD	W	31-2
01/04	Browns		PRACTICE SQUAD	W	35-10
2024 TOTALS		2-0		12-5	

+ - Overtime

MALAESALA AUMAVAE-LAULU'S 2024 GXG POSTSEASON STATISTICS (RAVENS)					
DATE	OPPONENT	P/S		W/L	SCORE
01/11	Steelers		PRACTICE SQUAD	W	28-14
01/19	at Bills		PRACTICE SQUAD	L	25-27
2024 TOTALS		0-0		1-1	



7
WR
6-1 | 195

RASHOD BATEMAN

COLLEGE: MINNESOTA

AGE: 25 HOMETOWN: TIFTON, GA

EXP. (NFL/RAVENS): 4/4

GP/GS (PLAYOFFS): 51/35 (4/4)



— KEY TRANSACTIONS —

- Signed a contract extension (through 2026) on 4/29/24
- Passed his physical and was removed from the Physically Unable to Perform (PUP) list on 8/9/23
- Placed on the Physically Unable to Perform (PUP) list on 7/24/23
- Placed on Injured Reserve (foot) on 11/7/22
- Returned from Injured Reserve on 10/16/21
- Placed on Injured Reserve (groin) on 9/1/21
- Rashod Bateman was selected by the Ravens in the first round (27th overall) of the 2021 NFL Draft... Was the first of two Ravens draft picks (OLB Odafe Oweh, 31st) in the round

— CAREER HIGHLIGHTS —

- Played in all 17 games (14 starts) for Baltimore in 2024, tallying 45 receptions to go along with career highs in receiving yards (756) and receiving TDs (9)... Recorded three receiving TDs of at least 40 yards, tied for the most such scores in a season by a Raven since at least 2000... Teamed with TE Mark Andrews (11 receiving TDs) to form the first Ravens duo since WRs Derrick Alexander and Michael Jackson in 1996 to each record 9 or more receiving TDs in the same season... Contributed to an offense that ranked No. 1 in the NFL in yards per game (424.9), yards per play (6.8 – third-best single-season mark in NFL history) and red zone efficiency (74.2%) and No. 3 in points per game (30.5), while setting a franchise single-season record with 7,224 net yards
- Saw action in 16 games (12 starts) with the Ravens in 2023, registering 32 catches for 367 yards and 1 TD... Was one of six Ravens to eclipse 300 receiving yards, as Baltimore tied (Cincinnati, Detroit, Green Bay and Washington) for the NFL's most players reaching that mark... Contributed to an offense that ranked fourth in scoring (28.4 ppg) and No. 6 in total yards (370.4 ypg)
- Saw action in 12 games (four starts) during his 2021 rookie campaign after missing the first five weeks of the season with a groin injury... Totaled 46 receptions for 515 yards and 1 TD, helping the Ravens produce the NFL's sixth-ranked offense (378.8 ypg)... His 42.9 receiving ypg average ranks third on the Ravens' all-time rookie chart
- On 12/12/21 at Cle., posted a then-career-high 7 receptions for 103 yards, marking his first-career 100-yard outing... Made a 30-plus-yard grab on both of Baltimore's TD drives

— PERSONAL —

- Following the 2020 murder of George Floyd, changed his jersey number from 13 to 0, which he explained represented zero tolerance for racism... Now wears No. 7, which is his mother's favorite number... Wore No. 12 as a rookie in 2021

- Is committed to using his NFL platform to advocate for social justice reform and to help end racism
- Looks up to and tries to emulate his game after NFL wideouts Odell Beckham Jr. and D.K. Metcalf

— 2024 SEASON HIGHLIGHTS —

- Played in all 17 games (14 starts), tallying 45 receptions to go along with career highs in receiving yards (756) and receiving TDs (9)... Recorded three receiving TDs of at least 40 yards, tied for the most such scores in a season by a Raven since at least 2000... Teamed with TE Mark Andrews (11 receiving TDs) to form the first Ravens duo since WRs Derrick Alexander and Michael Jackson in 1996 to each record 9 or more receiving TDs in the same season... Contributed to an offense that ranked No. 1 in the NFL in yards per game (424.9), yards per play (6.8 – third-best single-season mark in NFL history) and red zone efficiency (74.2%) and No. 3 in points per game (30.5), while setting a franchise single-season record with 7,224 net yards
- Recorded 4 receptions for a playoff career-best 66 yards and 1 TD in the Divisional Playoff at Buf. (1/19/25)... With his 16-yard TD, he became the third player in Ravens history (Anquan Boldin & Dennis Pitta) to record a receiving TD in consecutive playoff games
- Tallied 2 receptions for 24 yards and 1 TD in the 28-14 Wild Card win vs. Pit. (1/11/25)... His 15-yard TD opened up the game's scoring and marked his first career postseason receiving score
- Tallied 5 catches for a game-high 76 yards and 1 TD in the 35-10 win vs. Cle. (1/4)... With a career-high 9 receiving TDs for the season, joined TE Mark Andrews (11) to form the second tandem (also WRs Derrick Alexander and Michael Jackson in 1996) in Ravens history to each register at least 9 receiving scores within a single season
- Hauled in a go-ahead 14-yard TD reception in the second quarter to break an early tie in the 34-17 win vs. Pit. (12/21)... The score marked the second time in his career he has tallied a TD in consecutive games (Weeks 1-2, 2022)... With the receiving TD, his eighth of the season, teamed with TE Mark Andrews (9 receiving TDs) to form the first Ravens duo since WRs Derrick Alexander and Michael Jackson in 1996 to each record 8 or more receiving TDs in the same season
- Recorded 3 receptions for a team-high 80 yards and 2 TDs, marking the first multi-score game of his career, in the 35-14 win at NYG (12/15)... His 49-yard TD grab in the second quarter marked his third receiving score of at least 40 yards on the season, tied for the most such scores in a season by a Raven since 2000

7 RASHOD BATEMAN

- Recorded 2 receptions for 43 yards and 1 TD, a 40-yard score just before halftime with a DB draped all over him, in the MNF win at LAC (11/25)...His score capped an 8-play, 93-yard drive to give Baltimore a lead (14-10) that it never relinquished
- Posted 6 catches for 54 yards and 1 TD in the 35-34 win vs. Cin. (11/7)...Bateman's 5-yard TD grab on third-and-goal with 1:49 remaining in regulation proved to be the game-winning score in the divisional clash
- Recorded 4 receptions for a career-high 121 yards and 1 TD in the 41-31 win at TB (10/21)...Posted a 59-yard catch and run to the Buccaneers' 8-yard line for the second-longest reception of his career, and later tallied a 49-yard TD reception...Became the fourth Raven since 2000 and first since WR Marquise Brown (9/18/19 at Mia.) with multiple catches of at least 45 yards in the same game
- Tallied 4 receptions – all first downs – for 71 yards (17.8 ypc) in the 30-23 win vs. Was. (10/13), helping QB Lamar Jackson complete 20-of-26 passes for 323 yards and a 114.7 rating
- Registered 4 catches for 58 yards and 1 TD in the 41-38 OT win at Cin. (10/6)...Posted a 16-yard, third-down TD grab that put Baltimore ahead 14-7 in the second quarter
- Tallied 3 receptions for 28 yards and 1 TD in the 28-25 win at Dal. (9/22)...His scoring grab marked his 100th career reception
- Tallied 2 receptions for 53 yards, including a 38-yard grab to the 10-yard line on Baltimore's final-drive comeback attempt, at KC (9/5)

RASHOD BATEMAN'S NFL REGULAR SEASON RUSHING/RECEIVING STATISTICS

DATE	TEAM	GP	GS	RECEIVING					RUSHING				
				NO.	YDS.	AVG.	LG	TD	NO.	YDS.	AVG.	LG	TD
2021	Ravens	12	4	46	515	11.2	36	1	0	0	0.0	0	0
2022	Ravens	6	5	15	285	19.0	75t	2	0	0	0.0	0	0
2023	Ravens	16	12	32	367	11.5	29	1	1	18	18.0	18	0
2024	Ravens	17	14	45	756	16.8	59	9	0	0	0.0	0	0
NFL TOTALS		51	35	138	1,923	13.9	75T	13	1	18	18.0	18	0

RASHOD BATEMAN'S NFL POSTSEASON RUSHING/RECEIVING STATISTICS

DATE	TEAM	GP	GS	RECEIVING					RUSHING				
				NO.	YDS.	AVG.	LG	TD	NO.	YDS.	AVG.	LG	TD
2022	Ravens	0	0	0	0	0.0	0	0	0	0	0.0	0	0
2023	Ravens	2	2	4	41	10.3	21	0	0	0	0.0	0	0
2024	Ravens	2	2	6	90	15.0	42	2	0	0	0.0	0	0
NFL TOTALS		4	4	10	131	13.1	42	2	0	0	0.0	0	0

RASHOD BATEMAN'S SINGLE-GAME HIGHS: RUSHING/RECEIVING

Rush Attempts	1 at Arizona Cardinals, Oct 29, 2023	Longest Receptions	75t vs. Miami Dolphins, Sep 18, 2022
Rushing Yards	18 at Arizona Cardinals, Oct 29, 2023	Receiving TDs	2 at New York Giants, Dec 15, 2024
Longest Runs	18 at Arizona Cardinals, Oct 29, 2023	All-Purpose Yards	121 at Tampa Bay Buccaneers, Oct 21, 2024
Receptions	7 vs. Los Angeles Rams, Jan 02, 2022 ...1 more at 7.	Most TDs	2 at New York Giants, Dec 15, 2024
Receiving Yards	121 at Tampa Bay Buccaneers, Oct 21, 2024	Miscellaneous Tackles	1 at Tennessee Titans, Oct 15, 2023
Receiving Average	30.3 at Tampa Bay Buccaneers, Oct 21, 2024	Scrimmage Yards	121 at Tampa Bay Buccaneers, Oct 21, 2024

RASHOD BATEMAN'S SINGLE-GAME HIGHS - POSTSEASON: RECEIVING

Receptions	4 at Buffalo Bills, Jan 19, 2025	Longest Receptions	42 at Buffalo Bills, Jan 19, 2025
Receiving Yards	66 at Buffalo Bills, Jan 19, 2025	All-Purpose Yards	66 at Buffalo Bills, Jan 19, 2025
Receiving Average	16.5 at Buffalo Bills, Jan 19, 2025	Most TDs	1 at Buffalo Bills, Jan 19, 2025 ...1 more at 1.

RASHOD BATEMAN'S 100-YARD RECEIVING GAMES (3): REGULAR SEASON

DATE	TEAM	NO.	YDS.	AVG.	LG	TD
12/12/21	at Browns	7	103	14.7	36	0
09/18/22	DOLPHINS	4	108	27.0	75t	1
10/21/24	at Buccaneers	4	121	30.3	59	1

7 RASHOD BATEMAN

RASHOD BATEMAN'S 2024 GXG REGULAR-SEASON STATISTICS (RAVENS)

DATE	OPPONENT	P/S	RECEIVING					RUSHING					W/L	SCORE
			NO.	YDS.	AVG.	LG	TD	NO.	YDS.	AVG.	LG	TD		
09/05	at Chiefs	S	2	53	26.5	38	0	0	0	0.0	0	0	L	20-27
09/15	Raiders	P	3	40	13.3	18	0	0	0	0.0	0	0	L	23-26
09/22	at Cowboys	S	3	28	9.3	13t	1	0	0	0.0	0	0	W	28-25
09/29	Bills	S	1	23	23.0	23	0	0	0	0.0	0	0	W	35-10
10/06	at Bengals	P	4	58	14.5	18	1	0	0	0.0	0	0	W	41-38+
10/13	Commanders	S	4	71	17.8	23	0	0	0	0.0	0	0	W	30-23
10/21	at Buccaneers	S	4	121	30.3	59	1	0	0	0.0	0	0	W	41-31
10/27	at Browns	P	1	28	28.0	28	0	0	0	0.0	0	0	L	24-29
11/03	Broncos	S	3	25	8.3	15	0	0	0	0.0	0	0	W	41-10
11/07	Bengals	S	6	54	9.0	15	1	0	0	0.0	0	0	W	35-34
11/17	at Steelers	S	2	30	15.0	19	0	0	0	0.0	0	0	L	16-18
11/25	at Chargers	S	2	43	21.5	40t	1	0	0	0.0	0	0	W	30-23
12/01	Eagles	S	0	0	0.0	0	0	0	0	0.0	0	0	L	19-24
12/15	at Giants	S	3	80	26.7	49t	2	0	0	0.0	0	0	W	35-14
12/21	Steelers	S	1	14	14.0	14t	1	0	0	0.0	0	0	W	34-17
12/25	at Texans	S	1	12	12.0	12	0	0	0	0.0	0	0	W	31-2
01/04	Browns	S	5	76	15.2	24	1	0	0	0.0	0	0	W	35-10
2024 TOTALS		17-14	45	756	16.8	59	9	0	0	0.0	0	0	12-5	

+ - Overtime

RASHOD BATEMAN'S 2024 GXG POSTSEASON STATISTICS (RAVENS)

DATE	OPPONENT	P/S	RECEIVING					RUSHING					W/L	SCORE
			NO.	YDS.	AVG.	LG	TD	NO.	YDS.	AVG.	LG	TD		
01/11	Steelers	S	2	24	12.0	15t	1	0	0	0.0	0	0	W	28-14
01/19	at Bills	S	4	66	16.5	42	1	0	0	0.0	0	0	L	25-27
2024 TOTALS		2-2	6	90	15.0	42	2	0	0	0.0	0	0	1-1	



49

ILB

6-2 | 240

CHRIS BOARD

COLLEGE: NORTH DAKOTA STATE

AGE: 29 HOMETOWN: ORLANDO, FL

EXP. (NFL/RAVENS): 7/5 GP/GS (PLAYOFFS): 114/4 (6/0)



— KEY TRANSACTIONS —

- Signed with the Ravens on 3/21/24
- Released by New England on 3/14/24
- Signed a two-year deal with the Patriots on 3/22/23
- Signed a one-year deal with the Lions on 3/23/22
- Re-signed (one-year deal) with the Ravens on 3/16/21
- Chris Board signed with the Ravens as an undrafted rookie free agent on 5/4/18

— CAREER HIGHLIGHTS —

- Saw time in all 17 games with the Patriots in 2023, notching the second-most special teams tackles (10) on the team...Registered his third-straight and fourth-career season with double-digit special tackles
- In 2022, played on defense and special teams in all 17 games (one start) for the Lions...Tallied 11 solo tackles, 1 QBH, 1 PD and 1 FF, while adding a team-best 10 special teams tackles
- Saw action on defense and special teams with Baltimore in 16 games in 2021...Produced a career-high 30 tackles (13 solo) and 2 QBHs for the NFL's No. 1 run defense (84.5 ypg)...Added a team-high 11 special teams tackles, helping Baltimore's unit rank No. 1 in *Football Outsiders'* DVOA rating
- Saw action on defense and special teams in all 16 games (two starts) for the Ravens in 2020...Produced 24 tackles (15 solo), 2.5 sacks, 2 TFL and 5 QBHs, while registering his first-career FF and 1 PD for the NFL's No. 2 scoring defense (18.9 ppg) and No. 2 third-down defense (34.0%)...Added 7 special teams tackles as a key contributor for a unit that allowed only 5.7 yards per punt return (No. 4 in the NFL)...Produced the first multi-sack game of his career with 2 sacks (-10 yards) vs. NYG (12/27/20)...Made his first-career start and teamed with S DeShon Elliott to help corral QB Ben Roethlisberger, producing the first sack and FF of his career, vs. Pit. (11/1/20)
- In 2019, tallied 5 special teams tackles and 5 tackles (3 solo) from scrimmage, including 1 TFL, helping Baltimore's defense rank No. 3 in points (17.6) and No. 4 in yards (300.6) allowed per game

- In 2018, led the Ravens with a career-high 12 special teams tackles (8 solo), playing in all 16 games as an undrafted rookie free agent...His 12 special teams tackles also marked the second most by an undrafted rookie in franchise history, trailing only LB Bart Scott's 16 in 2002
- Was one of three undrafted rookies (WR/RS Janarion Grant and CB Darius Williams) to make the Ravens' Week 1 53-man roster in 2018

— PERSONAL —

- Graduated with a degree in accounting & criminal justice and a minor in psychology from North Dakota State in 2017
- Father, Sherman Board, and mother, Torvia Young, both ran track at Southeast Missouri State
- Was an avid artist in high school, often carrying around a binder full of sketches that he drew
- Former Ravens special teams coordinator/assistant head coach Jerry Rosburg, who is also an NDSU grad, helped discover Board throughout the 2018 NFL Draft process
- Served as the acting principal for a day at Detroit's Dixon Educational Academy in 2022, taking part in an event through Athletes and Charity where he handed out lunches and read to more than 100 kids

— 2024 SEASON HIGHLIGHTS —

- Played in all 17 games (one start), registering 20 tackles (10 solo), 2 TFL, 1 sack and 1 PD...His team-high 10 ST tackles marked his fourth-consecutive season recording double-digit tackles on special teams...Helped Baltimore's defense rank No. 1 against the run (80.1 ypg), No. 2 in sacks (54) and No. 5 (tied) in yards per play allowed (5.2)
- Notched 2 solo tackles, including 1 sack (-9 yards), in the 31-2 win at Hou. (12/25)...Baltimore's defense shut out the Texans, limiting them to just 211 total yards (58 rushing & 153 passing) and 4-of-15 (26.7%) on third down
- Registered 5 tackles (3 solo), including 1 TFL, and 2 ST tackles vs. Phi. (12/1), helping the defense limit the Eagles to 252 total yards and 4-of-12 (33%) on third down
- Recorded 4 tackles (2 solo) in the 30-23 win at LAC (11/25), helping the defense limit the Chargers to 5-of-14 (35.7%) on third down

49 CHRIS BOARD

CHRIS BOARD'S NFL REGULAR SEASON DEFENSIVE STATISTICS

DATE	TEAM	GP	GS	TACKLES							INTERCEPTIONS						FUMBLES				ST					MISC	
				TK	S	A	TFL	YDS	SK	YDS	QBH	NO	YDS	LG	TD	PD	FF	FR	TD	YDS	TK	S	A	FF	FR	S	A
2018	Ravens	16	0	0	0	0	0	0	0.0	0.0	0	0	0	0	0	0	0	0	0	0	12	8	4	0	0	0	0
2019	Ravens	15	0	5	3	2	1	1	0.0	0.0	0	0	0	0	0	0	1	0	0	0	5	3	2	0	0	0	0
2020	Ravens	16	2	24	15	9	2	10	2.5	11.0	5	0	0	0	0	1	1	0	0	0	7	5	2	0	0	0	0
2021	Ravens	16	0	30	13	17	0	0	0.0	0.0	2	0	0	0	0	0	0	0	0	0	11	5	6	0	0	0	0
2022	Lions	17	1	11	11	0	0	0	0.0	0.0	1	0	0	0	0	1	1	0	0	0	10	6	4	0	0	0	0
2023	Patriots	17	0	0	0	0	0	0	0.0	0.0	0	0	0	0	0	0	0	0	0	0	10	7	3	0	0	0	0
2024	Ravens	17	1	20	10	10	2	10	1.0	9.0	1	0	0	0	0	1	0	0	0	0	10	8	2	0	1	0	0
NFL TOTALS		114	4	90	52	38	5	21	3.5	20.0	9	0	0	0	0	3	3	0	0	0	65	42	23	0	1	0	0

CHRIS BOARD'S NFL POSTSEASON DEFENSIVE STATISTICS

DATE	TEAM	GP	GS	TACKLES							INTERCEPTIONS						FUMBLES				ST					MISC	
				TK	S	A	TFL	YDS	SK	YDS	QBH	NO	YDS	LG	TD	PD	FF	FR	TD	YDS	TK	S	A	FF	FR	S	A
2018	Ravens	1	0	1	1	0	0	0	0.0	0.0	0	0	0	0	0	0	0	0	0	0	0	0	0	0	0	0	0
2019	Ravens	1	0	0	0	0	0	0	0.0	0.0	0	0	0	0	0	0	0	0	0	0	0	0	0	0	0	0	0
2020	Ravens	2	0	1	1	0	0	0	0.0	0.0	0	0	0	0	0	0	0	0	0	0	0	0	0	0	0	0	0
2024	Ravens	2	0	2	0	2	0	0	0.0	0.0	0	0	0	0	0	0	0	0	0	0	1	0	1	0	0	0	0
NFL TOTALS		6	0	4	2	2	0	0	0.0	0.0	0	0	0	0	0	0	0	0	0	0	1	0	1	0	0	0	0

CHRIS BOARD'S SINGLE-GAME HIGHS: DEFENSIVE

Total Tackles
Solo Tackles
Sacks
Passes Defensed

7 at Denver Broncos, Oct 03, 2021
 5 at Denver Broncos, Oct 03, 2021
 2.0 vs. New York Giants, Dec 27, 2020
 1 vs. Cleveland Browns, Jan 04, 2025
 ...2 more at 1.

Forced Fumbles

1 vs. Pittsburgh Steelers, Nov 01, 2020
 ...1 more at 1.

Tackles For Loss

2 vs. New York Giants, Dec 27, 2020

Special Teams Tackles

2 vs. Philadelphia Eagles, Dec 01, 2024
 ...14 more at 2.

Special Teams Fumble Recoveries

1 vs. Pittsburgh Steelers, Dec 21, 2024

CHRIS BOARD'S SINGLE-GAME HIGHS - POSTSEASON: DEFENSIVE

Total Tackles

1 at Buffalo Bills, Jan 19, 2025
 ...3 more at 1.

Solo Tackles

1 at Tennessee Titans, Jan 10, 2021
 ...1 more at 1.

CHRIS BOARD'S 2024 GXG REGULAR-SEASON STATISTICS (RAVENS)

DATE	OPPONENT	P/S	TACKLES							INTERCEPTIONS						FUMBLES				ST					MISC		W/L/T	SCORE
			TK	S	A	SK	YDS	TFL	YDS	QBH	NO	YDS	LG	TD	PD	FF	FR	TD	YDS	TK	S	A	FF	FR	S	A		
09/05	at Chiefs	P	0	0	0	0.0	0.0	0	0	0	0	0	0	0	0	0	0	0	0	1	0	1	0	0	0	0	L	20-27
09/15	Raiders	P	0	0	0	0.0	0.0	0	0	0	0	0	0	0	0	0	0	0	0	2	2	0	0	0	0	0	L	23-26
09/22	at Cowboys	P	0	0	0	0.0	0.0	0	0	0	0	0	0	0	0	0	0	0	0	0	0	0	0	0	0	0	W	28-25
09/29	Bills	P	0	0	0	0.0	0.0	0	0	0	0	0	0	0	0	0	0	0	0	0	0	0	0	0	0	0	W	35-10
10/06	at Bengals	P	0	0	0	0.0	0.0	0	0	0	0	0	0	0	0	0	0	0	0	1	1	0	0	0	0	0	W	41-38+
10/13	Commanders	P	0	0	0	0.0	0.0	0	0	0	0	0	0	0	0	0	0	0	0	1	1	0	0	0	0	0	W	30-23
10/21	at Buccaneers	P	0	0	0	0.0	0.0	0	0	0	0	0	0	0	0	0	0	0	0	0	0	0	0	0	0	0	W	41-31
10/27	at Browns	P	0	0	0	0.0	0.0	0	0	0	0	0	0	0	0	0	0	0	0	2	2	0	0	0	0	0	L	24-29
11/03	Broncos	P	0	0	0	0.0	0.0	0	0	0	0	0	0	0	0	0	0	0	0	1	0	1	0	0	0	0	W	41-10
11/07	Bengals	P	0	0	0	0.0	0.0	0	0	0	0	0	0	0	0	0	0	0	0	0	0	0	0	0	0	0	W	35-34
11/17	at Steelers	P	0	0	0	0.0	0.0	0	0	0	0	0	0	0	0	0	0	0	0	0	0	0	0	0	0	0	L	16-18
11/25	at Chargers	P	4	2	2	0.0	0.0	0	0	0	0	0	0	0	0	0	0	0	0	0	0	0	0	0	0	0	W	30-23
12/01	Eagles	P	5	3	2	0.0	0.0	1	1	0	0	0	0	0	0	0	0	0	0	2	2	0	0	0	0	0	L	19-24
12/15	at Giants	P	3	1	2	0.0	0.0	0	0	0	0	0	0	0	0	0	0	0	0	0	0	0	0	0	0	0	W	35-14
12/21	Steelers	S	5	1	4	0.0	0.0	0	0	0	0	0	0	0	0	0	0	0	0	0	0	0	0	1	0	0	W	34-17
12/25	at Texans	P	2	2	0	1.0	9.0	1	9	1	0	0	0	0	0	0	0	0	0	0	0	0	0	0	0	0	W	31-2
01/04	Browns	P	1	1	0	0.0	0.0	0	0	0	0	0	0	0	1	0	0	0	0	0	0	0	0	0	0	0	W	35-10
2024 TOTALS		17-1	20	10	10	1.0	9.0	2	10	1	0	0	0	0	1	0	0	0	0	10	8	2	0	1	0	0	12-5	

+ - Overtime

CHRIS BOARD'S 2024 GXG POSTSEASON STATISTICS (RAVENS)

DATE	OPPONENT	P/S	TACKLES							INTERCEPTIONS						FUMBLES				ST					MISC		W/L	SCORE
			TK	S	A	SK	YDS	TFL	YDS	QBH	NO	YDS	LG	TD	PD	FF	FR	TD	YDS	TK	S	A	FF	FR	S	A		
01/11	Steelers	P	1	0	1	0.0	0.0	0	0	0	0	0	0	0	0	0	0	0	0	1	0	1	0	0	0	0	W	28-14
01/19	at Bills	P	1	0	1	0.0	0.0	0	0	0	0	0	0	0	0	0	0	0	0	0	0	0	0	0	0	0	L	25-27
2024 TOTALS		2-0	2	0	2	0.0	0.0	0	0	0	0	0	0	0	0	0	0	0	0	1	0	1	0	0	0	0	1-1	



24

S

6-0 | 209

BEAU BRADE

COLLEGE: MARYLAND

AGE: 23 HOMETOWN: CLARKSVILLE, MD

EXP. (NFL/RAVENS): ROOKIE GP/GS (PLAYOFFS): 11/0



— KEY TRANSACTIONS —

- Signed with the Ravens as an undrafted rookie free agent on 5/3/24

— COLLEGE —

- Across four years at Maryland (2020-23), he appeared in 42 games (25 starts), totaling 177 tackles (115 solo), 11 PD, 9.5 TFL, 3 INTs, 3 FFs and 1 sack...Named honorable mention All-Big Ten (2022-23)
- Started all 12 games in 2023, leading the team in tackles for the second-consecutive year, totaling 75 stops (48 solo), 6 PD, 4 TFL, 1 FF and a 27-yard INT return...Tallied a career-high 10 solo tackles (11 total) against No. 3 Michigan...Notched a team-high 8 tackles against Northwestern...Registered 10 tackles (4 solo) and an INT against Michigan State...Honorable mention All-Big Ten...Named a team captain
- Started all 13 games for the Terps in 2022, leading the team with 85 tackles (55 solo), while also accounting for 5 PD, 4 TFL, 2 INTs and 2 FFs...Helped lead the team to a victory in the Duke's Mayo Bowl, where he recorded a team-high 7 tackles (6 solo) against NC State...Secured the game-winning INT vs. Northwestern...Tallied a career-high 15 total tackles (7 solo), while also registering 1 INT and 1 FF vs. SMU...Was the first Maryland Terrapin to have 15 tackles, 1 INT and 1 FF in a game since 1998
- Appeared in 12 of 13 games in 2021, totaling 14 tackles (10 solo), 1.5 TFL and 1 sack...Had 4 tackles (3 solo) in the New Era Pinstripe Bowl against Virginia Tech...Recorded first-career sack against Kent State
- Saw action in five games during the 2020 pandemic-shortened season...Notched 3 tackles (2 solo)
- Graduated from Maryland with a degree in business management

— HIGH SCHOOL/PERSONAL —

- Was a seventh-round selection of the San Antonio Brahmas in the 2024 UFL Draft
- Prepped at River Hill (Clarksville, MD) HS where he was named the Howard County Defensive Player of the Year in 2019...His 450 career tackles rank second in Howard County High School football history...A two-time County Champion who was twice named All-Metro
- His father Ron, played football at Virginia Tech
- Says his favorite sports memory is watching the Baltimore Ravens win Super Bowl XLVII
- Ray Lewis is his sports hero
- Started a podcast with two of his teammates called, "One Speed Entertainment," in which they discuss a variety of topics
- Name is pronounced: BRAID**

— 2024 SEASON HIGHLIGHTS —

- Played in 11 games, primarily on special teams, in his rookie campaign, posting 2 tackles (1 solo) on defense, while adding 1 ST tackle

BEAU BRADE'S NFL REGULAR SEASON DEFENSIVE STATISTICS																												
		TACKLES										INTERCEPTIONS						FUMBLES				ST				MISC		
DATE	TEAM	GP	GS	TK	S	A	TFL	YDS	SK	YDS	QBH	NO	YDS	LG	TD	PD	FF	FR	TD	YDS	TK	S	A	FF	FR	S	A	
2024	Ravens	11	0	2	1	1	0	0	0.0	0.0	0	0	0	0	0	0	0	0	0	0	0	1	0	1	0	0	0	0
NFL TOTALS		11	0	2	1	1	0	0	0.0	0.0	0	0	0	0	0	0	0	0	0	0	0	1	0	1	0	0	0	0

BEAU BRADE'S NFL POSTSEASON DEFENSIVE STATISTICS																											
		TACKLES										INTERCEPTIONS						FUMBLES				ST				MISC	
DATE	TEAM	GP	GS	TK	S	A	TFL	YDS	SK	YDS	QBH	NO	YDS	LG	TD	PD	FF	FR	TD	YDS	TK	S	A	FF	FR	S	A
2024	Ravens	0	0	0	0	0	0	0	0.0	0.0	0	0	0	0	0	0	0	0	0	0	0	0	0	0	0	0	0
NFL TOTALS		0	0	0	0	0	0	0	0.0	0.0	0	0	0	0	0	0	0	0	0	0	0	0	0	0	0	0	0

BEAU BRADE'S SINGLE-GAME HIGHS: DEFENSIVE

Total Tackles2 at Houston Texans, Dec 25, 2024

Solo Tackles1 at Houston Texans, Dec 25, 2024

24 BEAU BRAD

BEAU BRAD'S 2024 GXG REGULAR-SEASON STATISTICS (RAVENS)

			TACKLES							INTERCEPTIONS					FUMBLES				ST				MISC						
DATE	OPPONENT	P/S	TK	S	A	SK	YDS	TFL	YDS	QBH	NO	YDS	LG	TD	PD	FF	FR	TD	YDS	TK	S	A	FF	FR	S	A	W/L	SCORE	
09/05	at Chiefs											ON INACTIVE LIST																L	20-27
09/15	Raiders											ON INACTIVE LIST																L	23-26
09/22	at Cowboys											ON INACTIVE LIST																W	28-25
09/29	Bills											ON INACTIVE LIST																W	35-10
10/06	at Bengals											ON INACTIVE LIST																W	41-38+
10/13	Commanders	P	0	0	0	0.0	0.0	0	0	0	0	0	0	0	0	0	0	0	0	0	1	0	1	0	0	0	0	W	30-23
10/21	at Buccaneers											ON INACTIVE LIST																W	41-31
10/27	at Browns	P	0	0	0	0.0	0.0	0	0	0	0	0	0	0	0	0	0	0	0	0	0	0	0	0	0	0	0	L	24-29
11/03	Broncos	P	0	0	0	0.0	0.0	0	0	0	0	0	0	0	0	0	0	0	0	0	0	0	0	0	0	0	0	W	41-10
11/07	Bengals	P	0	0	0	0.0	0.0	0	0	0	0	0	0	0	0	0	0	0	0	0	0	0	0	0	0	0	0	W	35-34
11/17	at Steelers	P	0	0	0	0.0	0.0	0	0	0	0	0	0	0	0	0	0	0	0	0	0	0	0	0	0	0	0	L	16-18
11/25	at Chargers	P	0	0	0	0.0	0.0	0	0	0	0	0	0	0	0	0	0	0	0	0	0	0	0	0	0	0	0	W	30-23
12/01	Eagles	P	0	0	0	0.0	0.0	0	0	0	0	0	0	0	0	0	0	0	0	0	0	0	0	0	0	0	0	L	19-24
12/15	at Giants	P	0	0	0	0.0	0.0	0	0	0	0	0	0	0	0	0	0	0	0	0	0	0	0	0	0	0	0	W	35-14
12/21	Steelers	P	0	0	0	0.0	0.0	0	0	0	0	0	0	0	0	0	0	0	0	0	0	0	0	0	0	0	0	W	34-17
12/25	at Texans	P	2	1	1	0.0	0.0	0	0	0	0	0	0	0	0	0	0	0	0	0	0	0	0	0	0	0	0	W	31-2
01/04	Browns	P	0	0	0	0.0	0.0	0	0	0	0	0	0	0	0	0	0	0	0	0	0	0	0	0	0	0	0	W	35-10
2024 TOTALS			11-0	2	1	1	0.0	0.0	0	0	0	0	0	0	0	0	0	0	0	0	1	0	1	0	0	0	0	12-5	
+ - Overtime																													

BEAU BRAD'S 2024 GXG POSTSEASON STATISTICS (RAVENS)

			TACKLES					INTERCEPTIONS					FUMBLES				ST				MISC							
DATE	OPPONENT	P/S	TK	S	A	SK	YDS	TFL	YDS	QBH	NO	YDS	LG	TD	PD	FF	FR	TD	YDS	TK	S	A	FF	FR	S	A	W/L	SCORE
01/11	Steelers		INACTIVE																								W	28-14
01/19	at Bills		INACTIVE																								L	25-27
2024 TOTALS			0	0	0	0.0	0.0	0	0	0	0	0	0	0	0	0	0	0	0	0	0	0	0	0	0	0	1-1	



67

T

6-3 | 314

COREY BULLOCK

COLLEGE: MARYLAND

AGE: 23 HOMETOWN: ACCOKEEK, MD

EXP. (NFL/RAVENS): ROOKIE GP/GS (PLAYOFFS): 0/0



— KEY TRANSACTIONS —

- Waived by Baltimore on 8/27/24 and signed to the practice squad on 8/28/24
- Signed with the Ravens as an undrafted rookie free agent on 5/3/24

— COLLEGE —

- Played in 42 games (38 starts) in a five-year collegiate career that began with four years at North Carolina Central (2019-22) and was capped by one year at Maryland (2023)
- Started 11 games for Maryland at LG in 2023 and earned honorable mention All-Big Ten honors...Ranked as the second-highest pass blocking guard in the Big Ten (79.6 grade) by *Pro Football Focus*...Key part of an offensive line that blocked for the top-ranked passing offense in the Big 10
- Named an HBCU All-American in 2022 following his junior season at North Carolina Central
- Named first-team All-MEAC in 2022...Blocked for an Eagles' offense that posted a school-record 4,862 yards, averaging 442 yards per game...Played three different offensive line positions over 66 snaps vs. North Carolina AT&T and did not give up a sack or commit a penalty
- Tabbed second-team All-MEAC as a sophomore in 2021, allowing just 1 sack in 11 games played
- Saw action in 8 games (four starts) as a true freshman in 2019...NC Central 2020 season was cancelled (COVID-19)
- Earned a Criminology & Criminal Justice & Art degree from the University of Maryland

— HIGH SCHOOL/PERSONAL —

- Prepped at Gwynn Park (Brandywine, MD) HS, where he played football and basketball
- Named first-team All-Prince George's County and second-team All-State
- Has six siblings, including a twin brother, Cameron, brothers Bryce, Braxton and Brenden and sisters Tiffany and Telaya
- Son of Charlton Bullock and Latasha Charles

— 2024 SEASON HIGHLIGHTS —

- Spent the entire season on Baltimore's practice squad

COREY BULLOCK'S NFL REGULAR SEASON STATISTICS			
DATE	TEAM	GP	GS
2024	Ravens	0	0
NFL TOTALS		0	0

COREY BULLOCK'S NFL POSTSEASON STATISTICS			
DATE	TEAM	GP	GS
2024	Ravens	0	0
NFL TOTALS		0	0

67 COREY BULLOCK

COREY BULLOCK'S 2024 GXG REGULAR-SEASON STATISTICS (RAVENS)

DATE	OPPONENT	P/S		W/L	SCORE
09/05	at Chiefs		PRACTICE SQUAD	L	20-27
09/15	Raiders		PRACTICE SQUAD	L	23-26
09/22	at Cowboys		PRACTICE SQUAD	W	28-25
09/29	Bills		PRACTICE SQUAD	W	35-10
10/06	at Bengals		PRACTICE SQUAD	W	41-38+
10/13	Commanders		PRACTICE SQUAD	W	30-23
10/21	at Buccaneers		PRACTICE SQUAD	W	41-31
10/27	at Browns		PRACTICE SQUAD	L	24-29
11/03	Broncos		PRACTICE SQUAD	W	41-10
11/07	Bengals		PRACTICE SQUAD	W	35-34
11/17	at Steelers		PRACTICE SQUAD	L	16-18
11/25	at Chargers		PRACTICE SQUAD	W	30-23
12/01	Eagles		PRACTICE SQUAD	L	19-24
12/15	at Giants		PRACTICE SQUAD	W	35-14
12/21	Steelers		PRACTICE SQUAD	W	34-17
12/25	at Texans		PRACTICE SQUAD	W	31-2
01/04	Browns		PRACTICE SQUAD	W	35-10
2024 TOTALS		0-0		12-5	
+ - Overtime					

COREY BULLOCK'S 2024 GXG POSTSEASON STATISTICS (RAVENS)

DATE	OPPONENT	P/S		W/L	SCORE
01/11	Steelers		PRACTICE SQUAD	W	28-14
01/19	at Bills		PRACTICE SQUAD	L	25-27
2024 TOTALS		0-0		1-1	



66

G

6-6 | 360

BEN CLEVELAND

COLLEGE: GEORGIA

AGE: 26 HOMETOWN: TOCCOA, GA

EXP. (NFL/RAVENS): 4/4

GP/GS (PLAYOFFS): 54/7 (5/0)



— KEY TRANSACTIONS —

- Activated from Injured Reserve/Designated for Return on 11/20/21
- Designated to return from Injured Reserve on 11/8/21
- Placed on Injured Reserve (knee) on 10/12/21
- Ben Cleveland was selected by the Ravens in the third round (94th overall) of the 2021 NFL Draft...Was the first of two Ravens' picks (CB Brandon Stephens, 104th) in the round

— CAREER HIGHLIGHTS —

- Saw action in 16 games (two starts) for the Ravens in 2023, helping block for the NFL's No. 1 rushing offense (156.6 ypg) and No. 4 scoring offense (28.4 ppg)...The ground game eclipsed 100 yards in all 17 contests, while also setting a single-season franchise record with 26 rushing TDs
- Saw action in nine games (one start) in 2022, helping block for the NFL's No. 2 rush offense (160.2 ypg), which produced the league's most rushes (88) of 10+ yards and most games (12) with 150+ rushing yards
- In 2021, saw action in 12 games (four starts) at LG during his rookie campaign, blocking for the NFL's sixth-ranked offense (378.8 ypg) and third-best rushing attack (145.8 ypg)

— PERSONAL —

- Brother, Ryan, played baseball at Georgia Southern
- Enjoys hunting, bowfishing, landscaping and collects pocketknives
- Aspires to one day learn how to play guitar, in hopes of performing "Simple Man" by Lynyrd Skynyrd

— 2024 SEASON HIGHLIGHTS —

- Saw action in all 17 games mostly on special teams, but also saw time blocking for an offense that ranked No. 1 in the NFL in yards per game (424.9), yards per play (6.8 – third-best single-season mark in NFL history) and red zone efficiency (74.2%) and No. 3 in points per game (30.5), while setting a franchise single-season record with 7,224 net yards
- Aired 18 snaps on offense, while adding 5 ST snaps in the 35-10 win vs. Cle. (1/4)...Helped block for an offense that totaled 437 yards (217 passing & 220 rushing) and 4 TDs
- Recorded his first-career blocked FG in the 30-23 win vs. Was. (10/13)...Appeared in 13 total snaps on offense and ST

BEN CLEVELAND'S NFL REGULAR SEASON STATISTICS

DATE	TEAM	GP	GS
2021	Ravens	12	4
2022	Ravens	9	1
2023	Ravens	16	2
2024	Ravens	17	0
NFL TOTALS		54	7

BEN CLEVELAND'S NFL POSTSEASON STATISTICS

DATE	TEAM	GP	GS
2022	Ravens	1	0
2023	Ravens	2	0
2024	Ravens	2	0
NFL TOTALS		5	0

66 BEN CLEVELAND

BEN CLEVELAND'S 2024 GXG REGULAR-SEASON STATISTICS (RAVENS)

DATE	OPPONENT	P/S	W/L	SCORE
09/05	at Chiefs	P	L	20-27
09/15	Raiders	P	L	23-26
09/22	at Cowboys	P	W	28-25
09/29	Bills	P	W	35-10
10/06	at Bengals	P	W	41-38+
10/13	Commanders	P	W	30-23
10/21	at Buccaneers	P	W	41-31
10/27	at Browns	P	L	24-29
11/03	Broncos	P	W	41-10
11/07	Bengals	P	W	35-34
11/17	at Steelers	P	L	16-18
11/25	at Chargers	P	W	30-23
12/01	Eagles	P	L	19-24
12/15	at Giants	P	W	35-14
12/21	Steelers	P	W	34-17
12/25	at Texans	P	W	31-2
01/04	Browns	P	W	35-10
2024 TOTALS		17-0	12-5	

+ - Overtime

BEN CLEVELAND'S 2024 GXG POSTSEASON STATISTICS (RAVENS)

DATE	OPPONENT	P/S	W/L	SCORE
01/11	Steelers	P	W	28-14
01/19	at Bills	P	L	25-27
2024 TOTALS		2-0	1-1	



12

WR

6-1 | 186

MALIK CUNNINGHAM

COLLEGE: LOUISVILLE

AGE: 26 HOMETOWN: MONTGOMERY, AL

EXP. (NFL/RAVENS): 2/2 GP/GS (PLAYOFFS): 2/0



— KEY TRANSACTIONS —

- Waived by Baltimore on 8/27/24 and signed to the practice squad on 8/28/24
- Signed to the Baltimore Ravens’ active roster on 12/13/23
- Activated from the practice squad (standard elevation) on 12/3/23 (vs. LAC) and 12/7/23 (at Pit.)
- Signed with the Patriots’ practice squad on 10/26/23
- Released by New England on 10/24/23
- Signed to the Patriots’ active roster on 10/14/23
- Signed to the Patriots’ practice squad on 8/30/23 after being waived on 8/29/23
- Signed with the New England Patriots as an undrafted free agent on 5/12/23

— CAREER HIGHLIGHTS —

- Appeared in two games as a rookie in 2023, seeing action once as a Patriot and once as a Raven...Signed to Baltimore’s active roster on 12/13/23 after spending most of the season on New England’s practice squad

— PERSONAL —

- Received his bachelor's degree in communication from Louisville in 2020
- Was teammates with QB Lamar Jackson at Louisville for the 2017 season

— 2024 SEASON HIGHLIGHTS —

- Spent the entire season on Baltimore’s practice squad

MALIK CUNNINGHAM'S NFL REGULAR SEASON RUSHING/RECEIVING STATISTICS													
RECEIVING									RUSHING				
DATE	TEAM	GP	GS	NO.	YDS.	AVG.	LG	TD	NO.	YDS.	AVG.	LG	TD
2023	Patriots	1	0	0	0	0.0	0	0	0	0	0.0	0	0
Went from New England to Baltimore.													
2023	Ravens	1	0	0	0	0.0	0	0	0	0	0.0	0	0
2023	TOTAL	2	0	0	0	0.0	0	0	0	0	0.0	0	0
2024	Ravens	0	0	0	0	0.0	0	0	0	0	0.0	0	0
NFL TOTALS		2	0	0	0	0.0	0	0	0	0	0.0	0	0

MALIK CUNNINGHAM'S NFL POSTSEASON RUSHING/RECEIVING STATISTICS													
RECEIVING									RUSHING				
DATE	TEAM	GP	GS	NO.	YDS.	AVG.	LG	TD	NO.	YDS.	AVG.	LG	TD
2023	Ravens	0	0	0	0	0.0	0	0	0	0	0.0	0	0
2024	Ravens	0	0	0	0	0.0	0	0	0	0	0.0	0	0
NFL TOTALS		0	0	0	0	0.0	0	0	0	0	0.0	0	0

MALIK CUNNINGHAM'S NFL REGULAR SEASON PASSING/RUSHING STATISTICS																			
PASSING															RUSHING				
DATE	TEAM	GP	GS	ATT.	CMP.	PCT.	YDS	AVG.	TD	INT.	LG	SK	LST	RATE	NO.	YDS.	AVG.	LG	TD
2023	Patriots	1	0	0	0	0.0	0	0.0	0	0	0	1	5	0.0	0	0	0.0	0	0
Went from New England to Baltimore.																			
2023	Ravens	1	0	0	0	0.0	0	0.0	0	0	0	0	0	0.0	0	0	0.0	0	0
2023	TOTAL	2	0	0	0	0.0	0	0.0	0	0	0	1	5	0.0	0	0	0.0	0	0
2024	Ravens	0	0	0	0	0.0	0	0.0	0	0	0	0	0	0.0	0	0	0.0	0	0
TOTALS		2	0	0	0	0.0	0	0.0	0	0	0	1	5	0.0	0	0	0.0	0	0

MALIK CUNNINGHAM'S NFL POSTSEASON PASSING/RUSHING STATISTICS																			
PASSING															RUSHING				
DATE	TEAM	GP	GS	ATT.	CMP.	PCT.	YDS	AVG.	TD	INT.	LG	SK	LST	RATE	NO.	YDS.	AVG.	LG	TD
2023	Ravens	0	0	0	0	0.0	0	0.0	0	0	0	0	0	0.0	0	0	0.0	0	0
2024	Ravens	0	0	0	0	0.0	0	0.0	0	0	0	0	0	0.0	0	0	0.0	0	0
TOTALS		0	0	0	0	0.0	0	0.0	0	0	0	0	0	0.0	0	0	0.0	0	0

12 MALIK CUNNINGHAM

MALIK CUNNINGHAM'S 2024 GXG REGULAR-SEASON STATISTICS (RAVENS)

DATE	OPPONENT	P/S	RECEIVING					RUSHING					W/L	SCORE
			NO.	YDS.	AVG.	LG	TD	NO.	YDS.	AVG.	LG	TD		
09/05	at Chiefs						PRACTICE SQUAD						L	20-27
09/15	Raiders						PRACTICE SQUAD						L	23-26
09/22	at Cowboys						PRACTICE SQUAD						W	28-25
09/29	Bills						PRACTICE SQUAD						W	35-10
10/06	at Bengals						PRACTICE SQUAD						W	41-38+
10/13	Commanders						PRACTICE SQUAD						W	30-23
10/21	at Buccaneers						PRACTICE SQUAD						W	41-31
10/27	at Browns						PRACTICE SQUAD						L	24-29
11/03	Broncos						PRACTICE SQUAD						W	41-10
11/07	Bengals						PRACTICE SQUAD						W	35-34
11/17	at Steelers						PRACTICE SQUAD						L	16-18
11/25	at Chargers						PRACTICE SQUAD						W	30-23
12/01	Eagles						PRACTICE SQUAD						L	19-24
12/15	at Giants						PRACTICE SQUAD						W	35-14
12/21	Steelers						PRACTICE SQUAD						W	34-17
12/25	at Texans						PRACTICE SQUAD						W	31-2
01/04	Browns						PRACTICE SQUAD						W	35-10
2024 TOTALS			0-0	0	0	0.0	0	0	0	0.0	0	0	12-5	

+ - Overtime

MALIK CUNNINGHAM'S 2024 GXG POSTSEASON STATISTICS (RAVENS)

DATE	OPPONENT	P/S	RECEIVING					RUSHING					W/L	SCORE
			NO.	YDS.	AVG.	LG	TD	NO.	YDS.	AVG.	LG	TD		
01/11	Steelers						PRACTICE SQUAD						W	28-14
01/19	at Bills						PRACTICE SQUAD						L	25-27
2024 TOTALS			0-0	0	0	0.0	0	0	0	0.0	0	0	1-1	

MALIK CUNNINGHAM'S 2024 GXG REGULAR-SEASON STATISTICS (RAVENS)

DATE	OPPONENT	P/S	PASSING										RUSHING					W/L	SCORE
			ATT	CMP	YDS	PCT	Y/A	Y/C	TD	INT	LG	SK/YD	RATE	ATT	YDS	LG	TD		
09/05	at Chiefs								PRACTICE SQUAD									L	20-27
09/15	Raiders								PRACTICE SQUAD									L	23-26
09/22	at Cowboys								PRACTICE SQUAD									W	28-25
09/29	Bills								PRACTICE SQUAD									W	35-10
10/06	at Bengals								PRACTICE SQUAD									W	41-38+
10/13	Commanders								PRACTICE SQUAD									W	30-23
10/21	at Buccaneers								PRACTICE SQUAD									W	41-31
10/27	at Browns								PRACTICE SQUAD									L	24-29
11/03	Broncos								PRACTICE SQUAD									W	41-10
11/07	Bengals								PRACTICE SQUAD									W	35-34
11/17	at Steelers								PRACTICE SQUAD									L	16-18
11/25	at Chargers								PRACTICE SQUAD									W	30-23
12/01	Eagles								PRACTICE SQUAD									L	19-24
12/15	at Giants								PRACTICE SQUAD									W	35-14
12/21	Steelers								PRACTICE SQUAD									W	34-17
12/25	at Texans								PRACTICE SQUAD									W	31-2
01/04	Browns								PRACTICE SQUAD									W	35-10
2024 TOTALS			0-0	0	0	0	0.0	0.0	0	0	0	0/0	0.0	0	0	0	0	12-5	

+ - Overtime

MALIK CUNNINGHAM'S 2024 GXG POSTSEASON STATISTICS (RAVENS)

DATE	OPPONENT	P/S	PASSING										RUSHING					W/L	SCORE
			ATT	CMP	YDS	PCT	Y/A	Y/C	TD	INT	LG	SK/YD	RATE	ATT	YDS	LG	TD		
01/11	Steelers								PRACTICE SQUAD									W	28-14
01/19	at Bills								PRACTICE SQUAD									L	25-27
2024 TOTALS			0-0	0	0	0	0.0	0.0	0	0	0	0/0	0.0	0	0	0	0	1-1	



76

G

6-3 | 320

DARRIAN DALCOURT

COLLEGE: ALABAMA

AGE: 24 HOMETOWN: HAVRE DE GRACE, MD

EXP. (NFL/RAVENS): ROOKIE GP/GS (PLAYOFFS): 0/0



— KEY TRANSACTIONS —

- Waived by Baltimore on 8/27/24 and signed to the practice squad on 8/28/24
- Signed with the Ravens as an undrafted rookie free agent on 5/3/24

— COLLEGE —

- Played in 39 games (21 starts) in five-year collegiate career at the University of Alabama
- Appeared in eight games (five starts) in 2023, missing two games due to injury...Took snaps at both center and guard while opening holes for the Tide to record 315 rushing yards and 574 yards of total offense vs. Chattanooga
- Appeared in seven games (five starts) in 2022, serving as the signal-caller of the offensive line at center...Allowed zero sacks throughout the season...Part of an offensive front that opened holes for an average of 5.55 yards per carry
- Named a 2022 William V. Campbell Trophy semifinalist, which is the highest academic honor in college football
- Started 11 games in 2021, missing three games due to injury
- Appeared in eight games during the Tide’s undefeated 2020 season
- Played 69 snaps as a true freshman in 2019 and served as the backup center

— HIGH SCHOOL/PERSONAL —

- Prepped at St. Frances Academy (Baltimore, MD)
- Ranked the No. 3 center and the No. 2 player in the state in 2019 by *ESPN*
- Selected to play in the Under Armour All-America Game

— 2024 SEASON HIGHLIGHTS —

- Spent the entire season on Baltimore’s practice squad

DARRIAN DALCOURT'S NFL REGULAR SEASON STATISTICS			
DATE	TEAM	GP	GS
2024	Ravens	0	0
NFL TOTALS		0	0

DARRIAN DALCOURT'S NFL POSTSEASON STATISTICS			
DATE	TEAM	GP	GS
2024	Ravens	0	0
NFL TOTALS		0	0

DARRIAN DALCOURT'S 2024 GXG REGULAR-SEASON STATISTICS (RAVENS)					
DATE	OPPONENT	P/S		W/L	SCORE
09/05	at Chiefs		PRACTICE SQUAD	L	20-27
09/15	Raiders		PRACTICE SQUAD	L	23-26
09/22	at Cowboys		PRACTICE SQUAD	W	28-25
09/29	Bills		PRACTICE SQUAD	W	35-10
10/06	at Bengals		PRACTICE SQUAD	W	41-38+
10/13	Commanders		PRACTICE SQUAD	W	30-23
10/21	at Buccaneers		PRACTICE SQUAD	W	41-31
10/27	at Browns		PRACTICE SQUAD	L	24-29
11/03	Broncos		PRACTICE SQUAD	W	41-10
11/07	Bengals		PRACTICE SQUAD	W	35-34
11/17	at Steelers		PRACTICE SQUAD	L	16-18
11/25	at Chargers		PRACTICE SQUAD	W	30-23
12/01	Eagles		PRACTICE SQUAD	L	19-24
12/15	at Giants		PRACTICE SQUAD	W	35-14
12/21	Steelers		PRACTICE SQUAD	W	34-17
12/25	at Texans		PRACTICE SQUAD	W	31-2
01/04	Browns		PRACTICE SQUAD	W	35-10
2024 TOTALS		0-0		12-5	

+ - Overtime

76 DARRIAN DALCOURT

DARRIAN DALCOURT'S 2024 GXG POSTSEASON STATISTICS (RAVENS)

DATE	OPPONENT	P/S		W/L	SCORE
01/11	Steelers		PRACTICE SQUAD	W	28-14
01/19	at Bills		PRACTICE SQUAD	L	25-27
2024 TOTALS		0-0		1-1	



77

G

6-8 | 380

DANIEL FAALELE

COLLEGE: MINNESOTA

AGE: 25 HOMETOWN: MELBOURNE, AUSTRALIA

EXP. (NFL/RAVENS): 3/3

GP/GS (PLAYOFFS): 49/18 (5/2)



— KEY TRANSACTIONS —

- Daniel Faalele was selected by the Ravens in the fourth round (110th overall) of the 2022 NFL Draft...Was the first of six Ravens' draft picks (CB Jalyn Armour-Davis, 119th; TE Charlie Kolar, 128th; P Jordan Stout, 130th; TE Isaiah Likely, 139th and CB Damarion Williams, 141st) in the round

— CAREER HIGHLIGHTS —

- Started at RG in all 17 games for Baltimore in 2024, blocking for an offense that ranked No. 1 in the NFL in yards per game (424.9), yards per play (6.8 – third-best single-season mark in NFL history) and red zone efficiency (74.2%) and No. 3 in points per game (30.5), while setting a franchise single-season record with 7,224 net yards...Baltimore's rushing attack also averaged an NFL-best 187.6 yards per game and 5.8 yards per carry (best figure in single-season NFL history)
- Saw action in 16 games (two starts) for the Ravens in 2023, helping block for the NFL's No. 1 rushing offense (156.6 ypg) and No. 4 scoring offense (28.4 ppg)...The ground game eclipsed 100 yards in all 17 contests, while also setting a single-season franchise record with 26 rushing TDs
- Appeared in 16 games (one start) as a rookie in 2022, seeing action on 170 offensive snaps (16%) and 71 special teams snaps (18%)
- Filled in for injured LTs Ronnie Stanley and Patrick Mekari, making his first-career start, vs. Buf. (10/2/22)...Helped protect QB Lamar Jackson and secure running lanes for a ground game that totaled 162 yards and 1 TD
- Saw his first significant action on the offensive line (54 snaps), filling in at LT for the injured OL Patrick Mekari (ankle), in the 37-26 win at NE (9/25/22)...Blocked on an O-line that helped Baltimore rush for a season-high 188 yards and 1 TD on 26 carries (7.2 avg.)...Protected QB Lamar Jackson, who produced the second game in NFL history (also QB Randall Cunningham in 1990) with 4 passing TDs, 100 rushing yards and 1 rushing TD

— PERSONAL —

- Grew up in Melbourne, Australia, where he originally played basketball and rugby when he was younger...Moved to the U.S. (Bradenton, FL) to attend IMG Academy and began playing football in 2016
- Was originally discovered as a football prospect by a University of Hawaii coaching staffer who was recruiting in Australia...Faalele later participated in a "satellite football camp" in Australia that was organized by Michigan head coach Jim Harbaugh, the brother of Ravens head coach John
- In 2019, was featured in *GQ Australia* as one of "Australia's 50 Greatest Living Athletes"

- Has one younger brother (Taylor), who currently attends IMG Academy and is a defensive lineman
- Was roommates with Ravens WR Rashod Bateman while they were teammates at Minnesota
- Graduated with a degree in business and marketing...Enjoys building computers in his spare time
- **Last name pronounced: FAH-ah-LAY-lay**

— 2024 SEASON HIGHLIGHTS —

- Started at RG in all 17 games, blocking for an offense that ranked No. 1 in the NFL in yards per game (424.9), yards per play (6.8 – third-best single-season mark in NFL history) and red zone efficiency (74.2%) and No. 3 in points per game (30.5), while setting a franchise single-season record with 7,224 net yards...Baltimore's rushing attack also averaged an NFL-best 187.6 yards per game and 5.8 yards per carry (best figure in single-season NFL history)
- Started at RG, helping block for an offense that totaled 464 yards (third most in franchise playoff history), including a franchise playoff-record 299 rushing yards, in the 28-14 Wild Card win vs. Pit. (1/11/25)...The Ravens were 10-of-15 (66.7%) on third down, marking the franchise's best single-game playoff figure ever
- Started at RG, helping block for an offense that totaled 437 yards (217 passing & 220 rushing) and 4 TDs in the 35-10 win vs. Cle. (1/4)...Baltimore's rushing attack averaged 6.3 yards per carry, marking their 14th time recording at least 5.0 yards per carry in a game this season, a new franchise record
- Started at RG, blocking for an offense that totaled 432 yards (181 passing & 251 rushing) and scored a TD on all three red zone drives in the 31-2 win at Hou. (12/25)...Helped Baltimore reach over 400 yards of total offense for a franchise-record ninth time on the season...Baltimore also averaged at least 7 yards per play for the seventh time on the season, tying (SF in 2023 and NO in 2011) for the most-such games in NFL single-season history
- Started at RG for an offense that totaled 418 yards (198 passing & 220 rushing) in the 34-17 win vs. Pit. (12/21)...Helped Baltimore become the first team in NFL history with 3,500+ passing yards and 2,500+ rushing yards through 15 games of a season...The Ravens tallied at least 30 points for a franchise-record ninth time on the season
- Started at RG, helping block for an offense that totaled 445 yards (275 passing & 170 rushing) and 5 TDs in the 35-14 win at NYG (12/15)...Baltimore converted on 9-of-11 third-down attempts, marking a season-best 81.8% success rate

77 DANIEL FAALELE

- Blocked for an offense that totaled 30 points and 389 yards (177 passing & 212 rushing), while reaching the end zone on 2-of-2 red zone opportunities and moving the chains on 8-of-15 (53%) third downs and 3-of-3 (100%) fourth-and-1 attempts, in the MNF win at LAC (11/25)
- Started at RG, blocking for an offense that tallied 5 TDs in the 41-10 win vs. Den. (11/3)...Baltimore's 14.2 yards gained per pass attempt (269 yards on 19 attempts) was the third-best mark in franchise history...Helped QB Lamar Jackson set an NFL record with his fourth-career game with a perfect 158.3 passer rating (min. 15 attempts each game)
- Started at RG, blocking for an offense that totaled 508 yards (ninth-best single-game output in franchise history) and 5 TDs in the 41-31 win at TB (10/21)...Baltimore's 9.4 yards per play marked a franchise record...The Ravens also averaged 8.1 yards per rush, good for the third-highest mark in single-game franchise history
- Started at RG, helping block for an offense that totaled 484 yards (308 passing & 176 rushing) and 3 TDs in the 30-23 win vs. Was. (10/13)...Baltimore registered an NFL-record sixth-straight game with at least 150 yards and 1 TD each through the air and on the ground
- Started at RG, helping block for an offense that totaled 520 (345 passing & 175 rushing) yards, converted 10-of-15 (66.7%) third-down attempts and reached the end zone on 5-of-6 (83.3%) red zone drives, en route to the 41-38 OT win at Cin. (10/6)...Baltimore's 520 total yards marked the seventh most in franchise history...The Ravens also became the fifth team since 1980 with at least 1,000 rushing yards through their first five games of a season
- Started at RG, blocking for an offense that totaled 427 yards (271 rushing and 156 passing) and 5 TDs in the 35-10 win vs. Buf. (9/29)...Baltimore's 7.97 yards per carry ranked as the third-best mark in single-game franchise history (8.79 vs. NYG in 2022 and 8.37 vs. Cle. in 2003)
- Started at RG, helping block for an offense that totaled 456 yards (274 rushing and 182 passing) and 4 TDs in the 28-25 win at Dal. (9/22)...Baltimore's 274-yard rushing output marked the 10th-most rushing yards in single-game franchise history...Also contributed to a line that didn't permit a sack
- Started at RG, blocking for an offense that produced 452 total yards (185 rushing & 267 passing) and 5.8 yards per carry at KC (9/5)...It marked his second-career start and his first at guard

DANIEL FAALELE'S NFL REGULAR SEASON STATISTICS

DATE	TEAM	GP	GS
2022	Ravens	16	1
2023	Ravens	16	0
2024	Ravens	17	17
NFL TOTALS		49	18

DANIEL FAALELE'S NFL POSTSEASON STATISTICS

DATE	TEAM	GP	GS
2022	Ravens	1	0
2023	Ravens	2	0
2024	Ravens	2	2
NFL TOTALS		5	2

DANIEL FAALELE'S 2024 GXG REGULAR-SEASON STATISTICS (RAVENS)

DATE	OPPONENT	P/S	W/L	SCORE
09/05	at Chiefs	S	L	20-27
09/15	Raiders	S	L	23-26
09/22	at Cowboys	S	W	28-25
09/29	Bills	S	W	35-10
10/06	at Bengals	S	W	41-38+
10/13	Commanders	S	W	30-23
10/21	at Buccaneers	S	W	41-31
10/27	at Browns	S	L	24-29
11/03	Broncos	S	W	41-10
11/07	Bengals	S	W	35-34
11/17	at Steelers	S	L	16-18
11/25	at Chargers	S	W	30-23
12/01	Eagles	S	L	19-24
12/15	at Giants	S	W	35-14
12/21	Steelers	S	W	34-17
12/25	at Texans	S	W	31-2
01/04	Browns	S	W	35-10
2024 TOTALS		17-17	12-5	

+ - Overtime

DANIEL FAALELE'S 2024 GXG POSTSEASON STATISTICS (RAVENS)

DATE	OPPONENT	P/S	W/L	SCORE
01/11	Steelers	S	W	28-14
01/19	at Bills	S	L	25-27
2024 TOTALS		2-2	1-1	



— KEY TRANSACTIONS —

- Zay Flowers was selected by the Ravens in the first round (22nd overall) of the 2023 NFL Draft

— HONORS —

- Pro Bowler (2024)
- Pepsi Zero Sugar Rookie of the Week (Week 17, 2023)

— CAREER HIGHLIGHTS —

- Tallied his 100th-career reception in his 21st-career game, becoming the fastest player in Ravens history (21 games) to reach the mark
- Tied WR Torrey Smith (19 games) as the fastest player in Ravens history to reach 1,000 career receiving yards
- Played in all 17 games (15 starts) in 2024, recording 74 receptions for 1,059 yards and 4 TDs, en route to his first-career Pro Bowl nod...Recorded five games with at least 100 receiving yards, tied for the most in the NFL and tied with Mark Andrews (2021) for the most such games in Ravens single-season history...Contributed to an offense that ranked No. 1 in the NFL in yards per game (424.9), yards per play (6.8 – third-best single-season mark in NFL history) and red zone efficiency (74.2%) and No. 3 in points per game (30.5), while setting a franchise single-season record with 7,224 net yards
- Started in 16 games in 2023, registering Ravens rookie records in catches (77) and receiving yards (858), while adding 6 total TDs (5 receiving and 1 rushing)...His Ravens rookie-record marks in catches (third) and receiving yards (fourth) each ranked Top 5 among 2023 first-year NFL WRs...Was one of six Ravens to eclipse 300 receiving yards, as Baltimore tied (Cincinnati, Detroit, Green Bay and Washington) for the NFL's most players reaching that mark...Contributed to an offense that ranked fourth in scoring (28.4 ppg) and No. 6 in total yards (370.4 ypg)

— PERSONAL —

- Xavien "Zay" Kevonn Flowers was the 11th of 14 children (10 boys and 4 girls) born to Willie Flowers and the late Jackie Walden
- Wears the No. 4 because he is the fourth youngest of 14 kids
- Attended University School (Fort Lauderdale, FL), where he played varsity HS football with Georgia RB Kenny McIntosh, who was selected in the seventh round of the 2023 NFL Draft by the Seattle Seahawks...During his senior year, Flowers also played with Brandon Inniss and Marcus Tate
- First fell in love with basketball and was a two-sport athlete in high school...Played alongside NBA players Scottie Barnes and Vernon Carey Jr., as well as Michigan basketball players, Jace and Jett Howard

- Received multiple NIL deals to transfer after his junior year, but stayed at Boston College for his senior year to become the first in his family to graduate from college
- Majored in communications at Boston College

— 2024 SEASON HIGHLIGHTS —

- Played in all 17 games (15 starts), recording 74 receptions for 1,059 yards and 4 TDs, en route to his first-career Pro Bowl nod...Became the first player in Ravens history to record a 1,000-yard receiving season within the first two years of his career...Recorded five games with at least 100 receiving yards, tied for the most in the NFL and tied with Mark Andrews (2021) for the most such games in Ravens single-season history...Became the fastest player in franchise history to reach 100 career receptions (21 games)...Contributed to an offense that ranked No. 1 in the NFL in yards per game (424.9), yards per play (6.8 – third-best single-season mark in NFL history) and red zone efficiency (74.2%) and No. 3 in points per game (30.5), while setting a franchise single-season record with 7,224 net yards
- Recorded 1 reception for 12 yards and 1 rush for 9 yards in the 35-10 win vs. Cle. (1/4) before leaving the game with a knee injury
- Collected 5 receptions for 100 receiving yards in the 34-17 win vs. Pit. (12/21)...His performance marked his fifth game of the season with 100+ receiving yards, tying TE Mark Andrews (five in 2021) for the most times reaching the mark within a single season in Ravens history...Surpassed 1,000 receiving yards on the season in the contest, becoming the first Raven to reach the coveted 1k mark within the first two years of an NFL career
- Tallied a team-high 6 receptions for 53 receiving yards, marking his third-consecutive game with at least 50 receiving yards, in the 35-14 win at NYG (12/15)
- Tallied 3 receptions for a game-high 74 yards (24.7 avg.) vs. Phi. (12/1)...Surpassed 800 receiving yards on the season, joining WR Torrey Smith (2011-12) as the only Ravens in franchise history with at least 800 receiving yards in each of the first two years of a career
- Posted a team-high 62 receiving yards on 5 catches in the MNF win at LAC (11/25)
- Tallied 2 receptions for 39 yards and 1 TD, a 16-yard score with just over one minute remaining that gave the Ravens a chance to tie the game at Pit. (11/17)
- Tallied 5 receptions for 127 yards and 2 TDs in the 41-10 win vs. Den. (11/3)...Marked his first-career multi-TD receiving performance...Became the fifth player in franchise history to tally four games with at least 100 receiving yards in a season

4 ZAY FLOWERS

- Posted team highs in both receptions (7) and receiving yards (115), reaching the century mark in receiving yards for the third time in the past four games, at Cle. (10/27)
- Tied a career high with 9 catches for a game- and career-high 132 yards in the 30-23 win vs. Was. (10/13)...His 9 catches, all in the first half, marked a Ravens' all-time first-half record, while his 132 receiving yards marked the fourth most by a Raven in a first half...Became the first Raven since TE Mark Andrews (2021, Weeks 14-17) and first Ravens WR since Mike Wallace (2016, Weeks 7-9) to post consecutive games with at least 100 receiving yards
- Finished with 7 catches for a team- and career-high 111 yards in the 41-38 OT win at Cin. (10/6)...Tallied his 100th-career reception in the contest, becoming the fastest player in Ravens history (21 games) to reach the mark
- Registered 3 catches for 20 yards, including a critical 9-yard gain on third-and-6 to move the chains with 2:36 remaining in regulation, in the 28-25 win at Dal. (9/22)...Tied WR Torrey Smith for the fewest games played (19) by a Raven to reach 1,000 career receiving yards
- Posted team highs in catches (7) and receiving yards (91), along with 1 TD vs. LV (9/15)...The 8-yard scoring grab capped a 6-play, 70-yard drive and marked his first TD of the season
- Produced 6 catches for 37 yards and 2 carries for 14 yards at KC (9/5)...Became the fastest player (17 games played) in Ravens history to total 10 games with at least 5 receptions

ZAY FLOWERS' NFL REGULAR SEASON RUSHING/RECEIVING STATISTICS

DATE	TEAM	GP	GS	RECEIVING					RUSHING				
				NO.	YDS.	AVG.	LG	TD	NO.	YDS.	AVG.	LG	TD
2023	Ravens	16	16	77	858	11.1	75t	5	8	56	7.0	37t	1
2024	Ravens	17	15	74	1,059	14.3	53t	4	9	56	6.2	19	0
NFL TOTALS		33	31	151	1,917	12.7	75T	9	17	112	6.6	37T	1

ZAY FLOWERS' NFL POSTSEASON RUSHING/RECEIVING STATISTICS

DATE	TEAM	GP	GS	RECEIVING					RUSHING				
				NO.	YDS.	AVG.	LG	TD	NO.	YDS.	AVG.	LG	TD
2023	Ravens	2	2	9	156	17.3	54	1	2	4	2.0	3	0
2024	Ravens	0	0	0	0	0.0	0	0	0	0	0.0	0	0
NFL TOTALS		2	2	9	156	17.3	54	1	2	4	2.0	3	0

ZAY FLOWERS' SINGLE-GAME HIGHS: RUSHING/RECEIVING

Rush Attempts	2 at Kansas City Chiefs, Sep 05, 2024 ...1 more at 2.	Longest Receptions	75t vs. Miami Dolphins, Dec 31, 2023
Rushing Yards	37 at Los Angeles Chargers, Nov 26, 2023	Receiving TDs	2 vs. Denver Broncos, Nov 03, 2024
Longest Runs	37t at Los Angeles Chargers, Nov 26, 2023	All-Purpose Yards	134 vs. Washington Commanders, Oct 13, 2024
Rushing TDs	1 at Los Angeles Chargers, Nov 26, 2023	Most TDs	2 vs. Denver Broncos, Nov 03, 2024 ...1 more at 2.
Receptions	9 vs. Washington Commanders, Oct 13, 2024 ...2 more at 9.	Miscellaneous Tackles	1 vs. Houston Texans, Sep 10, 2023
Receiving Yards	132 vs. Washington Commanders, Oct 13, 2024	Scrimmage Yards	134 vs. Washington Commanders, Oct 13, 2024
Receiving Average	35.3 vs. Miami Dolphins, Dec 31, 2023		

ZAY FLOWERS' SINGLE-GAME HIGHS - POSTSEASON: RUSHING/RECEIVING

Rush Attempts	2 vs. Kansas City Chiefs, Jan 28, 2024	Receiving Average	23.0 vs. Kansas City Chiefs, Jan 28, 2024
Rushing Yards	4 vs. Kansas City Chiefs, Jan 28, 2024	Longest Receptions	54 vs. Kansas City Chiefs, Jan 28, 2024
Longest Runs	3 vs. Kansas City Chiefs, Jan 28, 2024	Receiving TDs	1 vs. Kansas City Chiefs, Jan 28, 2024
Receptions	5 vs. Kansas City Chiefs, Jan 28, 2024	All-Purpose Yards	119 vs. Kansas City Chiefs, Jan 28, 2024
Receiving Yards	115 vs. Kansas City Chiefs, Jan 28, 2024	Most TDs	1 vs. Kansas City Chiefs, Jan 28, 2024

ZAY FLOWERS' 100-YARD RECEIVING GAMES (6): REGULAR SEASON

DATE	TEAM	NO.	YDS.	AVG.	LG	TD
12/31/23	DOLPHINS	3	106	35.3	75t	1
10/06/24	at Bengals	7	111	15.9	26	0
10/13/24	COMMANDERS	9	132	14.7	44	0
10/27/24	at Browns	7	115	16.4	29	0
11/03/24	BRONCOS	5	127	25.4	53t	2
12/21/24	STEELERS	5	100	20.0	49	0

4 ZAY FLOWERS

ZAY FLOWERS' 100-YARD RECEIVING GAMES (1): POSTSEASON

DATE	TEAM	NO.	YDS.	AVG.	LG	TD
01/28/24	CHIEFS	5	115	23.0	54	1

ZAY FLOWERS' 2024 GXG REGULAR-SEASON STATISTICS (RAVENS)

RECEIVING								RUSHING						
DATE	OPPONENT	P/S	NO.	YDS.	AVG.	LG	TD	NO.	YDS.	AVG.	LG	TD	W/L	SCORE
09/05	at Chiefs	S	6	37	6.2	19	0	2	14	7.0	8	0	L	20-27
09/15	Raiders	P	7	91	13.0	21	1	0	0	0.0	0	0	L	23-26
09/22	at Cowboys	S	3	20	6.7	9	0	1	3	3.0	3	0	W	28-25
09/29	Bills	S	1	10	10.0	10	0	0	0	0.0	0	0	W	35-10
10/06	at Bengals	S	7	111	15.9	26	0	1	9	9.0	9	0	W	41-38+
10/13	Commanders	S	9	132	14.7	44	0	1	2	2.0	2	0	W	30-23
10/21	at Buccaneers	S	1	11	11.0	11	0	1	19	19.0	19	0	W	41-31
10/27	at Browns	P	7	115	16.4	29	0	0	0	0.0	0	0	L	24-29
11/03	Broncos	S	5	127	25.4	53t	2	0	0	0.0	0	0	W	41-10
11/07	Bengals	S	4	34	8.5	19	0	0	0	0.0	0	0	W	35-34
11/17	at Steelers	S	2	39	19.5	23	1	0	0	0.0	0	0	L	16-18
11/25	at Chargers	S	5	62	12.4	25	0	0	0	0.0	0	0	W	30-23
12/01	Eagles	S	3	74	24.7	40	0	1	-3	-3.0	-3	0	L	19-24
12/15	at Giants	S	6	53	8.8	15	0	0	0	0.0	0	0	W	35-14
12/21	Steelers	S	5	100	20.0	49	0	1	3	3.0	3	0	W	34-17
12/25	at Texans	S	2	31	15.5	27	0	0	0	0.0	0	0	W	31-2
01/04	Browns	S	1	12	12.0	12	0	1	9	9.0	9	0	W	35-10
2024 TOTALS		17-15	74	1,059	14.3	53T	4	9	56	6.2	19	0	12-5	
+ - Overtime														

ZAY FLOWERS' 2024 GXG POSTSEASON STATISTICS (RAVENS)

RECEIVING								RUSHING							
DATE	OPPONENT	P/S	NO.	YDS.	AVG.	LG	TD	NO.	YDS.	AVG.	LG	TD	W/L	SCORE	
01/11	Steelers												W	28-14	
01/19	at Bills						INACTIVE						L	25-27	
2024 TOTALS		0-0	0	0	0.0	0	0	0	0	0.0	0	0	1-1		



14

S

6-4 | 224



KYLE HAMILTON

COLLEGE: NOTRE DAME

AGE: 23 HOMETOWN: ATLANTA, GA

EXP. (NFL/RAVENS): 3/3

GP/GS (PLAYOFFS): 48/36 (5/5)



— KEY TRANSACTIONS —

- Kyle Hamilton was selected by the Ravens in the first round (14th overall) of the 2022 NFL Draft... Was the first of two Ravens' draft picks (C Tyler Linderbaum, 25th overall) in the round... Declared for the draft following his junior season at Notre Dame

— HONORS —

- *Associated Press* first-team All-Pro (2023)
- *Associated Press* second-team All-Pro (2024)
- Two-time Pro Bowler (2023-24)
- *PFWA* All-NFL Team (2023)
- Two-time *PFWA* All-AFC Team (2023-24)
- *Sporting News* All-Pro Team (2024)
- Ravens Media Good Guy, as voted on by local media (2023)
- AFC Defensive Player of the Week (Week 16, 2023)
- *PFWA* All-Rookie Team (2022)

— CAREER HIGHLIGHTS —

- Started all 17 games for Baltimore in 2024, totaling a career-high 107 tackles (77 solo), 2 sacks, 4 TFL, 1 INT, 9 PD, 2 FFs and 1 FR, en route earning to his second-straight Pro Bowl nod... Helped Baltimore's defense rank No. 1 against the run (80.1 ypg), No. 2 in sacks (54) and No. 5 (tied) in yards per play allowed (5.2)
- Started all 15 games in which he appeared for Baltimore in 2023, recording 81 tackles, 10 TFL, 3 sacks, 4 INTs, 1 FF and a team-leading 13 PD, en route to earning his first-career Pro Bowl nod and first-team All-Pro honors... Posted the most TFL by any NFL safety and the most by any DB in Ravens single-season history... Helped the Ravens' defense become the first unit in NFL history to lead the league in scoring (16.5), sacks (60) and takeaways (31)
- Made four starts in 16 appearances during his rookie season in 2022, registering 55 tackles, 2 sacks, 5 PD and 1 FF... Led the special teams unit with 7 tackles... Helped Baltimore's defense rank in the Top 5 in four categories: No. 3 in points allowed per game (18.5), No. 3 in defensive red zone TD% (46.4), No. 3 in rushing yards per game (92.1) and No. 4 in third-down efficiency (34.9%)
- Tallied a team-high 9 tackles (5 solo) and 1 FF (which he recovered) at Cin. in the Wild Card Playoff (1/15/23)... Became the first player in Ravens history to record at least 1 FF and 1 FR in a playoff debut, helping hold the Bengals to 234 total yards
- Tallied a career-high 8 tackles (6 solo), 1 sack (-7 yards), 2 TFL and 1 PD in his first-career start at Cle. (12/17/22)... Baltimore's defense limited Cleveland to 5-of-15 (33.3%) on third down and a 1-of-4 (25%) red zone TD efficiency

— PERSONAL —

- Father (Derrek) was a third-round draft pick by the New Jersey Nets in 1988 after playing collegiately at Southern Mississippi... Derrick played in several European basketball leagues, which is why Kyle was born in Greece... The family also lived in Italy, Israel and Russia for short periods before moving to Atlanta when Kyle was 3 years old
- Older brother (Tyler) played basketball at Penn and William & Mary, where he earned his M.B.A.
- Is an avid golfer who has a 10 handicap
- Was one of four hosts of "Inside The Garage," a podcast produced with Notre Dame roommates Cam Hart, K.J. Wallace and Conor Ratigan
- Is a big fan of the rapper Drake and LeBron James
- Majored in marketing/marketing management at Notre Dame

— 2024 SEASON HIGHLIGHTS —

- Started all 17 games, totalling a career-high 107 tackles (77 solo), 2 sacks, 4 TFL, 1 INT, 9 PD, 2 FFs and 1 FR, en route to his second-straight Pro Bowl nod... Helped Baltimore's defense rank No. 1 against the run (80.1 ypg), No. 2 in sacks (54) and No. 5 (tied) in yards per play allowed (5.2)
- Posted a game-high 9 tackles (6 solo) in the Divisional at Buf. (1/19/25), helping limit the Bills to 126 passing yards
- Registered 2 tackles (1 solo) and 1 INT in the 31-2 win at Hou. (12/25)... Baltimore's defense shut out the Texans, limiting them to just 211 total yards (58 rushing & 153 passing) and 4-of-15 (26.7%) on third down
- Logged 8 tackles (5 solo), 1 PD and 1 FF in the 34-17 win vs. Pit. (12/21), helping the defense limit the Steelers to 198 passing yards and 4-of-10 (40%) on third down
- Recorded a team-high tying 6 tackles (4 solo) in the 35-14 win at NYG (12/15), helping the defense limit the Giants to 236 total yards (55 rushing & 181 passing)
- Registered 10 tackles (9 solo) at (11/17), helping the defense limit the Steelers to 4-of-16 (25%) on third down and 0-of-4 (0%) in red zone TD efficiency
- Recorded a team-high 10 tackles (7 solo) and 1 PD in the 41-10 win vs. Den. (11/3), helping the defense limit Denver to a 1-of-4 (25%) red zone TD efficiency... Became the first DB since Buffalo's George Wilson (2011) to record at least 10 tackles and 1 PD in three consecutive games
- Registered 10 tackles (9 solo), including a strip-sack (recovered by ILB Trenton Simpson), and 2 PD at Cle. (10/27), becoming the first DB in franchise history to record at least 10 tackles, 1 sack, 1 FF and 2 PD in a single game
- Logged 11 tackles (7 solo) in the 41-31 win at TB (10/21), limiting the Bucs to a 1-of-3 (33.3%) red zone TD efficiency

14 KYLE HAMILTON

- Posted a team-high 7 tackles (6 solo) and 1 FR – forced by OLB Kyle Van Noy – in the 35-10 win vs. Buf. (9/29), limiting the Bills to just 236 total yards (81 rushing & 155 passing)
- Recorded a career-high 12 tackles (7 solo) in the 28-25 win at Dal. (9/22), becoming the 10th Ravens DB since 2000 to post at least 12 tackles in a game

KYLE HAMILTON'S NFL REGULAR SEASON DEFENSIVE STATISTICS

DATE	TEAM	GP	GS	TACKLES							INTERCEPTIONS						FUMBLES				ST					MISC	
				TK	S	A	TFL	YDS	SK	YDS	QBH	NO	YDS	LG	TD	PD	FF	FR	TD	YDS	TK	S	A	FF	FR	S	A
2022	Ravens	16	4	55	41	14	4	20	2.0	15.0	5	0	0	0	0	5	1	0	0	0	7	5	2	0	0	0	0
2023	Ravens	15	15	81	63	18	10	36	3.0	36.0	4	4	25	18t	1	13	1	0	0	0	0	0	0	0	0	0	0
2024	Ravens	17	17	107	77	30	4	27	2.0	19.0	6	1	0	0	0	9	2	1	0	8	0	0	0	0	0	0	0
NFL TOTALS		48	36	243	181	62	18	83	7.0	70.0	15	5	25	18T	1	27	4	1	0	8	7	5	2	0	0	0	0

KYLE HAMILTON'S NFL POSTSEASON DEFENSIVE STATISTICS

DATE	TEAM	GP	GS	TACKLES							INTERCEPTIONS						FUMBLES				ST					MISC	
				TK	S	A	TFL	YDS	SK	YDS	QBH	NO	YDS	LG	TD	PD	FF	FR	TD	YDS	TK	S	A	FF	FR	S	A
2022	Ravens	1	1	9	5	4	0	0	0.0	0.0	0	0	0	0	0	0	1	1	0	0	0	0	0	0	0	0	0
2023	Ravens	2	2	14	12	2	1	2	0.0	0.0	1	0	0	0	0	0	0	0	0	0	0	0	0	0	0	0	0
2024	Ravens	2	2	12	6	6	0	0	0.0	0.0	0	0	0	0	0	0	0	0	0	0	0	0	0	0	0	0	0
NFL TOTALS		5	5	35	23	12	1	2	0.0	0.0	1	0	0	0	0	0	1	1	0	0	0	0	0	0	0	0	0

KYLE HAMILTON'S SINGLE-GAME HIGHS: DEFENSIVE

Total Tackles	12 at Dallas Cowboys, Sep 22, 2024	Fumble Recoveries	1 vs. Buffalo Bills, Sep 29, 2024
Solo Tackles	9 at Pittsburgh Steelers, Nov 17, 2024 ...2 more at 9.	Tackles For Loss	2 at Los Angeles Chargers, Nov 26, 2023 ...3 more at 2.
Sacks	3.0 vs. Indianapolis Colts, Sep 24, 2023	Interceptions	2 at San Francisco 49ers, Dec 25, 2023
Passes Defensed	3 at San Francisco 49ers, Dec 25, 2023	Interception Return Yards	18 vs. Cleveland Browns, Nov 12, 2023
Forced Fumbles	1 vs. Pittsburgh Steelers, Dec 21, 2024 ...3 more at 1.	Special Teams Tackles	2 at Pittsburgh Steelers, Dec 11, 2022

KYLE HAMILTON'S SINGLE-GAME HIGHS - POSTSEASON: DEFENSIVE

Total Tackles	11 vs. Kansas City Chiefs, Jan 28, 2024	Fumble Recoveries	1 at Cincinnati Bengals, Jan 15, 2023
Solo Tackles	9 vs. Kansas City Chiefs, Jan 28, 2024	Tackles For Loss	1 vs. Kansas City Chiefs, Jan 28, 2024
Forced Fumbles	1 at Cincinnati Bengals, Jan 15, 2023		

KYLE HAMILTON'S 2024 GXG REGULAR-SEASON STATISTICS (RAVENS)

DATE	OPPONENT	P/S	TACKLES								INTERCEPTIONS					FUMBLES				ST					MISC		W/L	SCORE
			TK	S	A	SK	YDS	TFL	YDS	QBH	NO	YDS	LG	TD	PD	FF	FR	TD	YDS	TK	S	A	FF	FR	S	A		
09/05	at Chiefs	S	3	1	2	0.0	0.0	0	0	0	0	0	0	0	0	0	0	0	0	0	0	0	0	0	0	L	20-27	
09/15	Raiders	S	6	5	1	0.0	0.0	0	0	0	0	0	0	0	0	0	0	0	0	0	0	0	0	0	0	L	23-26	
09/22	at Cowboys	S	12	7	5	0.0	0.0	0	0	1	0	0	0	0	0	0	0	0	0	0	0	0	0	0	0	W	28-25	
09/29	Bills	S	7	6	1	0.0	0.0	0	0	0	0	0	0	0	0	0	1	0	8	0	0	0	0	0	0	W	35-10	
10/06	at Bengals	S	4	3	1	1.0	7.0	1	7	1	0	0	0	0	1	0	0	0	0	0	0	0	0	0	0	W	41-38+	
10/13	Commanders	S	4	3	1	0.0	0.0	0	0	1	0	0	0	0	0	0	0	0	0	0	0	0	0	0	0	W	30-23	
10/21	at Buccaneers	S	11	7	4	0.0	0.0	0	0	0	0	0	0	0	1	0	0	0	0	0	0	0	0	0	0	W	41-31	
10/27	at Browns	S	10	9	1	1.0	12.0	1	12	2	0	0	0	0	2	1	0	0	0	0	0	0	0	0	0	L	24-29	
11/03	Broncos	S	10	7	3	0.0	0.0	1	1	0	0	0	0	0	1	0	0	0	0	0	0	0	0	0	0	W	41-10	
11/07	Bengals	S	4	2	2	0.0	0.0	0	0	0	0	0	0	0	2	0	0	0	0	0	0	0	0	0	0	W	35-34	
11/17	at Steelers	S	10	9	1	0.0	0.0	0	0	0	0	0	0	0	0	0	0	0	0	0	0	0	0	0	0	L	16-18	
11/25	at Chargers	S	3	2	1	0.0	0.0	1	7	0	0	0	0	0	0	0	0	0	0	0	0	0	0	0	0	W	30-23	
12/01	Eagles	S	4	3	1	0.0	0.0	0	0	0	0	0	0	0	0	0	0	0	0	0	0	0	0	0	0	L	19-24	
12/15	at Giants	S	6	4	2	0.0	0.0	0	0	1	0	0	0	0	0	0	0	0	0	0	0	0	0	0	0	W	35-14	
12/21	Steelers	S	8	5	3	0.0	0.0	0	0	0	0	0	0	0	1	1	0	0	0	0	0	0	0	0	0	W	34-17	
12/25	at Texans	S	2	1	1	0.0	0.0	0	0	0	1	0	0	0	1	0	0	0	0	0	0	0	0	0	0	W	31-2	
01/04	Browns	S	3	3	0	0.0	0.0	0	0	0	0	0	0	0	0	0	0	0	0	0	0	0	0	0	0	W	35-10	
2024 TOTALS		17-17	107	77	30	2.0	19.0	4	27	6	1	0	0	0	9	2	1	0	8	0	0	0	0	0	0	0	12-5	
+ - Overtime																												

+ - Overtime

KYLE HAMILTON'S 2024 GXG POSTSEASON STATISTICS (RAVENS)

DATE	OPPONENT	P/S	TACKLES							INTERCEPTIONS						FUMBLES				ST					MISC		W/L	SCORE
			TK	S	A	SK	YDS	TFL	YDS	QBH	NO	YDS	LG	TD	PD	FF	FR	TD	YDS	TK	S	A	FF	FR	S	A		
01/11	Steelers	S	3	0	3	0.0	0.0	0	0	0	0	0	0	0	0	0	0	0	0	0	0	0	0	0	0	0	W	28-14
01/19	at Bills	S	9	6	3	0.0	0.0	0	0	0	0	0	0	0	0	0	0	0	0	0	0	0	0	0	0	0	L	25-27
2024 TOTALS		2-2	12	6	6	0.0	0.0	0	0	0	0	0	0	0	0	0	0	0	0	0	0	0	0	0	0	0	1-1	



59

OLB

6-3 | 254

MALIK HAMM

COLLEGE: LAFAYETTE

AGE: 24 HOMETOWN: BALTIMORE, MD

EXP. (NFL/RAVENS): 2/2 GP/GS (PLAYOFFS): 0/0



— KEY TRANSACTIONS —

- Placed on Injured Reserve (knee) on 7/30/24
- Reverted back to Injured Reserve on 12/26/23
- Designated to return from Injured Reserve on 12/4/23
- Placed on Injured Reserve on 8/31/23
- Signed with the Ravens as an undrafted rookie free agent on 5/4/23

— CAREER HIGHLIGHTS —

- Spent his entire rookie season (2023) on Injured Reserve (ankle) after making the Ravens' initial 53-man roster... Designated for return to practice on Dec. 4, but was not activated to the 53-man roster

— PERSONAL —

- Was drafted in the second round (ninth overall) of the 2023 USFL Draft by the Pittsburgh Maulers prior to signing with the Ravens as an undrafted rookie free agent
- Serves as a “Brothers of Lafayette Football” mentor, which helps provide Lafayette student-athletes with quickly delivered free advice from established alumni in high-level professional positions

— 2024 SEASON HIGHLIGHTS —

- Spent the entire season on Injured Reserve (knee)

MALIK HAMM'S NFL REGULAR SEASON DEFENSIVE STATISTICS																											
		TACKLES										INTERCEPTIONS					FUMBLES				ST				MISC		
DATE	TEAM	GP	GS	TK	S	A	TFL	YDS	SK	YDS	QBH	NO	YDS	LG	TD	PD	FF	FR	TD	YDS	TK	S	A	FF	FR	S	A
2023	Ravens	0	0	0	0	0	0	0	0.0	0.0	0	0	0	0	0	0	0	0	0	0	0	0	0	0	0	0	0
2024	Ravens	0	0	0	0	0	0	0	0.0	0.0	0	0	0	0	0	0	0	0	0	0	0	0	0	0	0	0	0
NFL TOTALS		0	0	0	0	0	0	0	0.0	0.0	0	0	0	0	0	0	0	0	0	0	0	0	0	0	0	0	0

MALIK HAMM'S NFL POSTSEASON DEFENSIVE STATISTICS																											
		TACKLES										INTERCEPTIONS					FUMBLES				ST				MISC		
DATE	TEAM	GP	GS	TK	S	A	TFL	YDS	SK	YDS	QBH	NO	YDS	LG	TD	PD	FF	FR	TD	YDS	TK	S	A	FF	FR	S	A
2023	Ravens	0	0	0	0	0	0	0	0.0	0.0	0	0	0	0	0	0	0	0	0	0	0	0	0	0	0	0	0
2024	Ravens	0	0	0	0	0	0	0	0.0	0.0	0	0	0	0	0	0	0	0	0	0	0	0	0	0	0	0	0
NFL TOTALS		0	0	0	0	0	0	0	0.0	0.0	0	0	0	0	0	0	0	0	0	0	0	0	0	0	0	0	0

MALIK HAMM'S 2024 GXG REGULAR-SEASON STATISTICS (RAVENS)																												
			TACKLES								INTERCEPTIONS						FUMBLES				ST				MISC			
DATE	OPPONENT	P/S	TK	S	A	SK	YDS	TFL	YDS	QBH	NO	YDS	LG	TD	PD	FF	FR	TD	YDS	TK	S	A	FF	FR	S	A	W/L	SCORE
09/05	at Chiefs																										L	20-27
09/15	Raiders																									L	23-26	
09/22	at Cowboys																									W	28-25	
09/29	Bills																									W	35-10	
10/06	at Bengals																									W	41-38+	
10/13	Commanders																									W	30-23	
10/21	at Buccaneers																									W	41-31	
10/27	at Browns																									L	24-29	
11/03	Broncos																									W	41-10	
11/07	Bengals																									W	35-34	
11/17	at Steelers																									L	16-18	
11/25	at Chargers																									W	30-23	
12/01	Eagles																									L	19-24	
12/15	at Giants																									W	35-14	
12/21	Steelers																									W	34-17	
12/25	at Texans																									W	31-2	
01/04	Browns																									W	35-10	
2024 TOTALS			0	0	0	0.0	0.0	0	0	0	0	0	0	0	0	0	0	0	0	0	0	0	0	0	0	0	12-5	
+ - Overtime																												

MALIK HAMM'S 2024 GXG POSTSEASON STATISTICS (RAVENS)																												
			TACKLES							INTERCEPTIONS					FUMBLES				ST				MISC					
DATE	OPPONENT	P/S	TK	S	A	SK	YDS	TFL	YDS	QBH	NO	YDS	LG	TD	PD	FF	FR	TD	YDS	TK	S	A	FF	FR	S	A	W/L	SCORE
01/11	Steelers																										W	28-14
01/19	at Bills																										L	25-27
2024 TOTALS			0	0	0	0.0	0.0	0	0	0	0	0	0	0	0	0	0	0	0	0	0	0	0	0	0	0	1-1	



40

LB

6-3 / 255

MALIK HARRISON

COLLEGE: OHIO STATE

AGE: 26 HOMETOWN: COLUMBUS, OH

EXP. (NFL/RAVENS): 5/5 GP/GS (PLAYOFFS): 76/35 (7/4)



— KEY TRANSACTIONS —

- Re-signed with Baltimore on 3/13/24
- Activated from Reserve/Non-Football Injury (NFI) list on 11/27/21
- Designated to return from NFI on 11/22/21
- Placed on Reserve/Non-Football Injury (NFI) list on 11/1/21
- Malik Harrison was selected by the Ravens in the third round (98th overall) of the 2020 NFL Draft...Was the third of four Ravens’ picks (DT Justin Madubuike, WR Devin Duvernay and G Tyre Phillips) selected in the round

— CAREER HIGHLIGHTS —

- Appeared in 15 games (seven starts) for the Ravens in 2024, setting career highs in total (46) and solo tackles (30), sacks (2) and TFL (3)...Added a career-best 8 tackles on special teams...Helped Baltimore’s defense rank No.1 against the run (80.1 ypg) and No.2 in both sacks (54) and fourth-down efficiency (42.9%)
- Played in 14 games (eight starts) with Baltimore in 2023, contributing 17 tackles and 1 QBH, while adding 3 special teams tackles...Helped the Ravens’ defense become the first unit in NFL history to lead the league in scoring (16.5), sacks (60) and takeaways (31)
- Saw action in 14 games (five starts) in 2021, producing 18 tackles and 2 TFL for the NFL’s No. 1 run defense (84.5 ypg)...Added 7 special teams tackles, helping Baltimore’s unit rank No. 1 in *Football Outsiders’* DVOA rating
- Saw action in 16 games (six starts) during his rookie campaign in 2020, totaling 36 tackles (21 solo), 1 TFL and 1 PD on defense, while adding 7 special teams tackles...Helped Baltimore’s defense rank No. 2 in both points allowed (18.9) and third-down efficiency (34.0%)
- Notched a then-career-high 6 tackles (3 solo) and game-high 5 ST tackles (3 solo) in the 24-10 win at Ind. (11/8/20)... Baltimore’s defense pitched a second-half shutout to help secure the team’s 10th-consecutive road victory

- Started in his NFL debut, registering 4 solo tackles and 1 PD in the season-opening win vs. Cle. (9/13/20)...Baltimore’s defense limited Cleveland to 0-for-3 on fourth down and 3-of-12 (25%) on third down

— PERSONAL —

- Grew up just 15 minutes from Ohio State University, in Walnut Ridge, OH
- Majored in human development and family science

— 2024 SEASON HIGHLIGHTS —

- Appeared in 15 games (seven starts), setting career highs in total (46) and solo tackles (30), sacks (2), TFL (3) and ST tackles (8)...Helped Baltimore’s defense rank No. 1 against the run (80.1 ypg), No. 2 in sacks (54) and No. 5 (tied) in yards per play allowed (5.2)
- Totaled a playoff career-high 7 tackles (5 solo), including 1 TFL, in the Divisional Playoff at Buf. (1/19/25), helping limit the Bills to 126 passing yards
- Collected a team-high tying 6 tackles (1 solo), including a fourth-quarter sack (-2 yards), in the 35-14 win at NYG (12/15), helping the defense limit the Giants to 236 total yards (55 rushing & 181 passing) and 2-of-12 (16.7%) on third down
- Logged a game-high and career-high 12 tackles (6 solo), including 1 TFL, in the 30-23 win at LAC (11/25), helping the defense limit the Chargers to 5-of-14 (35.7%) on third down
- Posted 6 tackles (4 solo) at (11/17), helping the defense limit the Steelers to 4-of-16 (25%) on third down and 0-of-4 (0%) in red zone TD efficiency
- Notched 4 tackles (3 solo), including his first-career sack (-6 yards), in the 41-10 win vs. Den. (11/3), helping the defense limit Denver to a 1-of-4 (25%) red zone TD efficiency

MALIK HARRISON'S NFL REGULAR SEASON DEFENSIVE STATISTICS																											
DATE	TEAM	GP	GS	TACKLES								INTERCEPTIONS					FUMBLES				ST					MISC	
				TK	S	A	TFL	YDS	SK	YDS	QBH	NO	YDS	LG	TD	PD	FF	FR	TD	YDS	TK	S	A	FF	FR	S	A
2020	Ravens	16	7	36	21	15	1	1	0.0	0.0	0	0	0	0	0	1	0	0	0	0	8	5	3	0	0	0	0
2021	Ravens	14	5	18	11	7	2	3	0.0	0.0	0	0	0	0	0	0	0	0	0	0	7	3	4	0	0	0	0
2022	Ravens	17	8	27	19	8	1	5	0.0	0.0	0	0	0	0	0	0	0	0	0	0	4	1	3	0	0	0	0
2023	Ravens	14	8	17	11	6	0	0	0.0	0.0	1	0	0	0	0	0	0	0	0	0	3	2	1	0	0	0	0
2024	Ravens	15	7	46	16	30	3	10	2.0	8.0	3	0	0	0	0	0	0	0	0	0	8	6	2	0	0	0	0
NFL TOTALS		76	35	144	78	66	7	19	2.0	8.0	4	0	0	0	0	1	0	0	0	0	30	17	13	0	0	0	0

40 MALIK HARRISON

MALIK HARRISON'S NFL POSTSEASON DEFENSIVE STATISTICS

				TACKLES								INTERCEPTIONS						FUMBLES				ST					MISC	
DATE	TEAM	GP	GS	TK	S	A	TFL	YDS	SK	YDS	QBH	NO	YDS	LG	TD	PD	FF	FR	TD	YDS	TK	S	A	FF	FR	S	A	
2020	Ravens	2	1	2	0	2	0	0	0.0	0.0	0	0	0	0	0	0	0	0	0	0	2	0	2	0	0	0	0	
2022	Ravens	1	0	0	0	0	0	0	0.0	0.0	0	0	0	0	0	0	0	0	0	0	0	0	0	0	0	0	0	
2023	Ravens	2	1	7	1	6	0	0	0.0	0.0	0	0	0	0	0	0	0	0	0	0	1	1	0	1	0	0	0	
2024	Ravens	2	2	11	7	4	1	1	0.0	0.0	0	0	0	0	0	0	0	0	0	0	0	0	0	0	0	0	0	
NFL TOTALS		7	4	20	8	12	1	1	0.0	0.0	0	0	0	0	0	0	0	0	0	0	3	1	2	1	0	0	0	

MALIK HARRISON'S SINGLE-GAME HIGHS: DEFENSIVE

Total Tackles 12 at Los Angeles Chargers, Nov 25, 2024
Solo Tackles 6 at Los Angeles Chargers, Nov 25, 2024
Sacks 1.0 at New York Giants, Dec 15, 2024
 ...1 more at 1.0.

Passes Defensed 1 vs. Cleveland Browns, Sep 13, 2020
Tackles For Loss 1 at New York Giants, Dec 15, 2024
 ...6 more at 1.

Special Teams Tackles 5 at Indianapolis Colts, Nov 08, 2020

MALIK HARRISON'S SINGLE-GAME HIGHS - POSTSEASON: DEFENSIVE

Total Tackles 7 at Buffalo Bills, Jan 19, 2025
Solo Tackles 5 at Buffalo Bills, Jan 19, 2025
Tackles For Loss 1 at Buffalo Bills, Jan 19, 2025

Special Teams Tackles 1 vs. Houston Texans, Jan 20, 2024
 ...2 more at 1.
Special Teams Forced Fumbles 1 vs. Houston Texans, Jan 20, 2024

MALIK HARRISON'S 2024 GXG REGULAR-SEASON STATISTICS (RAVENS)

			TACKLES							INTERCEPTIONS							FUMBLES				ST					MISC				
DATE	OPPONENT	P/S	TK	S	A	SK	YDS	TFL	YDS	QBH	NO	YDS	LG	TD	PD	FF	FR	TD	YDS	TK	S	A	FF	FR	S	A	W/L	SCORE		
09/05	at Chiefs	P	2	1	1	0.0	0.0	0	0	0	0	0	0	0	0	0	0	0	0	0	0	0	0	0	0	0	L	20-27		
09/15	Raiders	P	2	0	2	0.0	0.0	0	0	0	0	0	0	0	0	0	0	0	0	0	0	0	0	0	0	0	L	23-26		
09/22	at Cowboys	P	1	0	1	0.0	0.0	0	0	0	0	0	0	0	0	0	0	0	0	0	1	1	0	0	0	0	W	28-25		
09/29	Bills	P	3	1	2	0.0	0.0	0	0	0	0	0	0	0	0	0	0	0	0	0	1	0	1	0	0	0	W	35-10		
10/06	at Bengals	P	0	0	0	0.0	0.0	0	0	0	0	0	0	0	0	0	0	0	0	0	0	0	0	0	0	0	W	41-38+		
10/13	Commanders										ON INACTIVE LIST																	W	30-23	
10/21	at Buccaneers										ON INACTIVE LIST																	W	41-31	
10/27	at Browns	P	3	0	3	0.0	0.0	0	0	0	0	0	0	0	0	0	0	0	0	0	0	0	0	0	0	0	L	24-29		
11/03	Broncos	P	4	3	1	1.0	6.0	1	6	0	0	0	0	0	0	0	0	0	0	0	0	0	0	0	0	0	W	41-10		
11/07	Bengals	P	0	0	0	0.0	0.0	0	0	0	0	0	0	0	0	0	0	0	0	0	1	1	0	0	0	0	W	35-34		
11/17	at Steelers	S	6	4	2	0.0	0.0	0	0	0	0	0	0	0	0	0	0	0	0	0	0	0	0	0	0	0	L	16-18		
11/25	at Chargers	S	12	6	6	0.0	0.0	1	2	0	0	0	0	0	0	0	0	0	0	0	1	1	0	0	0	0	W	30-23		
12/01	Eagles	S	2	0	2	0.0	0.0	0	0	0	0	0	0	0	0	0	0	0	0	0	0	0	0	0	0	0	L	19-24		
12/15	at Giants	S	6	1	5	1.0	2.0	1	2	2	0	0	0	0	0	0	0	0	0	2	1	1	0	0	0	0	W	35-14		
12/21	Steelers	S	2	0	2	0.0	0.0	0	0	0	0	0	0	0	0	0	0	0	0	0	1	1	0	0	0	0	W	34-17		
12/25	at Texans	S	1	0	1	0.0	0.0	0	0	1	0	0	0	0	0	0	0	0	0	0	0	0	0	0	0	0	W	31-2		
01/04	Browns	S	2	0	2	0.0	0.0	0	0	0	0	0	0	0	0	0	0	0	0	1	1	0	0	0	0	0	W	35-10		
2024 TOTALS		15-7	46	16	30	2.0	8.0	3	10	3	0	0	0	0	0	0	0	0	0	8	6	2	0	0	0	0	12-5			
+ - Overtime																														

+ - Overtime

MALIK HARRISON'S 2024 GXG POSTSEASON STATISTICS (RAVENS)

			TACKLES							INTERCEPTIONS						FUMBLES				ST					MISC			
DATE	OPPONENT	P/S	TK	S	A	SK	YDS	TFL	YDS	QBH	NO	YDS	LG	TD	PD	FF	FR	TD	YDS	TK	S	A	FF	FR	S	A	W/L	SCORE
01/11	Steelers	S	4	2	2	0.0	0.0	0	0	0	0	0	0	0	0	0	0	0	0	0	0	0	0	0	0	0	W	28-14
01/19	at Bills	S	7	5	2	0.0	0.0	1	1	0	0	0	0	0	0	0	0	0	0	0	0	0	0	0	0	0	L	25-27
2024 TOTALS		2-2	11	7	4	0.0	0.0	1	1	0	0	0	0	0	0	0	0	0	0	0	0	0	0	0	0	0	1-1	



3
WR/RS
5-6 | 170

DEONTE HARTY

COLLEGE: ASSUMPTION

AGE: 27 HOMETOWN: BALTIMORE, MD

EXP. (NFL/RAVENS): 6/1

GP/GS (PLAYOFFS): 61/5 (5/2)



— KEY TRANSACTIONS —

- Designated to return from Injured Reserve on 1/7/25
- Placed on Injured Reserve on 10/19/24
- Signed with the Ravens on 4/14/24
- Released by the Bills on 3/6/24
- Signed by Buffalo (two-year contract) on 3/16/23
- Placed on Injured Reserve (foot) on 10/15/22
- Signed a one-year restricted free agent tender with the Saints on 4/29/22
- Activated from Injured Reserve on 1/9/21
- Placed on Injured Reserve (neck) on 12/18/20
- Signed with the New Orleans Saints as an undrafted free agent on 5/6/19

— HONORS —

- *Associated Press* first-team All-Pro (2019)
- Pro Bowler (2019)
- *PFWA* All-NFL Team (2019)
- *PFWA* All-NFC Team (2019)
- *PFWA* All-Rookie Team (2019)
- *Sporting News* All-Pro Team (2019)
- AFC Special Teams Player of the Week (Week 18, 2023)

— CAREER HIGHLIGHTS —

- Played in 16 games (one start) for the Bills in 2023, seeing action on offense and as the primary punt returner... Totaled 15 receptions for 150 yards and 1 TD, while adding 26 PRs for 323 yards (12.4 avg.) and 1 TD... Also saw time in both playoff games, tallying 2 receptions for 37 yards (18.5 avg.) and 1 KOR for 27 yards... Named AFC Special Teams Player of the Week after recording a 96-yard PR-TD to help the Bills clinch the AFC East title at Mia. (1/7/24)... The PR-TD marked the longest in Bills history, surpassing DB Keith Moody's 91-yard return vs. Cle. (10/23/77)
- Played in four of the Saints' first five games before being placed on Injured Reserve (foot), where he remained for the rest of the 2022 season... Totaled 2 receptions for 13 yards (6.5 avg.), 6 KORs for 137 yards (22.8 avg.) and 3 PRs for 8 yards

- Saw action in 13 games (one start) with New Orleans in 2021, posting career highs in receptions (36), receiving yards (570), yards per catch (15.8, seventh best in the NFL) and receiving TDs (3), while adding 5 rushes for 41 yards (8.2 avg.)... Also contributed 29 KORs for a career-high 690 yards (23.8 avg.) and 21 PRs for 199 yards (9.5 avg.)
- Played in nine games (two starts) in 2020, helping the Saints win their second-consecutive NFC South crown... Talled 20 receptions for 186 yards and 1 TD, 6 rushes for 51 yards (8.5 avg.), 17 PRs for 207 yards (12.2 avg.) and 16 KORs for 436 yards (27.3 avg.)... Also played in both postseason games (one start), totaling 8 receptions for 82 yards and 5 PRs for 83 yards
- Saw action in 14 contests (one start) and started in the postseason game during his rookie campaign with the NFC South-champion Saints in 2019, earning *Associated Press* first-team All-Pro and Pro Bowl honors... Became the Saints' first undrafted player to reach the Pro Bowl in a rookie campaign... Talled 36 PRs for a career-high 338 yards (9.4 avg., fourth best in the NFL) and 1 TD, along with 24 KORs for 644 yards (26.8 avg., third best in the NFL)... Also added 6 receptions for 24 yards and 4 rushes for 31 yards (7.8 avg.)

— PERSONAL —

- Majored in organizational communications at Assumption
- Legally changed his last name from Harris to Harty in December 2021 to honor his stepfather, Marlon Harty, who has been a father figure in Deonte's life
- Daughter, Zola, was born in June 2022
- Alongside his mother, Lisa Harty, launched a smoothie and açai bowl shop named *Enjoy A Bowl* in the White Marsh/Middle River area of Maryland in 2021

— 2024 SEASON HIGHLIGHTS —

- Appeared in five games before being placed on Injured Reserve for the remainder of the season, tallying 8 PRs for 85 yards (10.6 avg.) and 4 KORs for 98 yards (24.5 avg.)
- Fielded 2 kickoff returns for 51 total yards, including a long of 31 yards, while adding 2 punt returns for 29 yards in the 28-25 win at Dal. (9/22)

3 DEONTE HARTY

DEONTE HARTY'S NFL REGULAR SEASON RUSHING/RECEIVING STATISTICS

RECEIVING										RUSHING				
DATE	TEAM	GP	GS	NO.	YDS.	AVG.	LG	TD		NO.	YDS.	AVG.	LG	TD
2019	Saints	14	1	6	24	4.0	13	0		4	31	7.8	10	0
2020	Saints	9	2	20	186	9.3	40	1		6	51	8.5	23	0
2021	Saints	13	1	36	570	15.8	72t	3		5	41	8.2	22	0
2022	Saints	4	0	2	13	6.5	9	0		0	0	0.0	0	0
2023	Bills	16	1	15	150	10.0	43	1		4	0	0.0	4	0
2024	Ravens	5	0	0	0	0.0	0	0		0	0	0.0	0	0
NFL TOTALS		61	5	79	943	11.9	72T	5		19	123	6.5	23	0

DEONTE HARTY'S NFL POSTSEASON RUSHING/RECEIVING STATISTICS

RECEIVING										RUSHING				
DATE	TEAM	GP	GS	NO.	YDS.	AVG.	LG	TD		NO.	YDS.	AVG.	LG	TD
2019	Saints	1	1	1	50	50.0	50	0		0	0	0.0	0	0
2020	Saints	2	1	8	82	10.3	24	0		1	-2	-2.0	-2	0
2023	Bills	2	0	2	37	18.5	34	0		0	0	0.0	0	0
2024	Ravens	0	0	0	0	0.0	0	0		0	0	0.0	0	0
NFL TOTALS		5	2	11	169	15.4	50	0		1	-2	-2.0	0	0

DEONTE HARTY'S NFL REGULAR SEASON RETURN STATISTICS

KICKOFF RETURNS							PUNT RETURNS						
DATE	TEAM	RET.	YDS.	AVG.	LG	TD	NO.	FC	YDS.	AVG.	LG	TD	
2019	Saints	24	644	26.8	51	0	36	11	338	9.4	53t	1	
2020	Saints	16	436	27.3	75	0	17	5	207	12.2	42	0	
2021	Saints	29	690	23.8	39	0	21	15	199	9.5	26	0	
2022	Saints	6	137	22.8	33	0	3	7	8	2.7	12	0	
2023	Bills	1	7	7.0	7	0	26	25	323	12.4	96t	1	
2024	Ravens	4	98	24.5	31	0	8	4	85	10.6	16	0	
NFL TOTALS		80	2,012	25.2	75	0	111	67	1,160	10.5	96T	2	

DEONTE HARTY'S NFL POSTSEASON RETURN STATISTICS

KICKOFF RETURNS							PUNT RETURNS						
DATE	TEAM	RET.	YDS.	AVG.	LG	TD	NO.	FC	YDS.	AVG.	LG	TD	
2019	Saints	4	133	33.3	54	0	4	0	44	11.0	17	0	
2020	Saints	0	0	0.0	0	0	5	3	83	16.6	54	0	
2023	Bills	1	27	27.0	27	0	0	2	0	0.0	0	0	
2024	Ravens	0	0	0.0	0	0	0	0	0	0.0	0	0	
NFL TOTALS		5	160	32.0	54	0	9	5	127	14.1	54	0	

DEONTE HARTY'S SINGLE-GAME HIGHS: RUSHING/RECEIVING

Rush Attempts

2 at Washington Commanders, Sep 24, 2023
...2 more at 2.

Rushing Yards

23 vs. Atlanta Falcons, Nov 22, 2020

Longest Runs

23 vs. Atlanta Falcons, Nov 22, 2020

Receptions

6 vs. Atlanta Falcons, Nov 07, 2021

Receiving Yards

96 vs. Dallas Cowboys, Dec 02, 2021

Receiving Average

28.0 at Tennessee Titans, Nov 14, 2021

Longest Receptions

72t at Washington Football Team, Oct 10, 2021

Receiving TDs

1 vs. New York Giants, Oct 15, 2023
...4 more at 1.

All-Purpose Yards

213 vs. San Francisco 49ers, Dec 08, 2019

Kickoff Returns

5 at Tennessee Titans, Nov 14, 2021
...2 more at 5.

Kickoff Return Yards

156 at Carolina Panthers, Sep 19, 2021

Longest Kickoff Return

75 vs. San Francisco 49ers, Nov 15, 2020

Fair Catches

3 vs. New York Giants, Oct 15, 2023
...3 more at 3.

Punt Return Yards

96 at Miami Dolphins, Jan 07, 2024

Longest Punt Return

96t at Miami Dolphins, Jan 07, 2024

Punt Returns

5 at Chicago Bears, Oct 20, 2019

Punt Return TDs

1 at Miami Dolphins, Jan 07, 2024
...1 more at 1.

Punt Return Average

22.3 at Chicago Bears, Nov 01, 2020

Kickoff Return Average

40.7 vs. San Francisco 49ers, Nov 15, 2020

Special Teams Tackles

1 at Seattle Seahawks, Sep 22, 2019

Most TDs

1 at Miami Dolphins, Jan 07, 2024
...6 more at 1.

Miscellaneous Tackles

1 at New York Jets, Sep 11, 2023
...2 more at 1.

Scrimmage Yards

99 vs. Dallas Cowboys, Dec 02, 2021

3 DEONTE HARTY

DEONTE HARTY'S SINGLE-GAME HIGHS - POSTSEASON: RUSHING/RECEIVING

Rush Attempts
Receptions
Receiving Yards
Receiving Average
Longest Receptions
All-Purpose Yards
Kickoff Returns
Kickoff Return Yards

1 vs. Chicago Bears, Jan 10, 2021
 7 vs. Chicago Bears, Jan 10, 2021
 83 vs. Chicago Bears, Jan 10, 2021
 11.9 vs. Chicago Bears, Jan 10, 2021
 50 vs. Minnesota Vikings, Jan 05, 2020
 227 vs. Minnesota Vikings, Jan 05, 2020
 4 vs. Minnesota Vikings, Jan 05, 2020
 133 vs. Minnesota Vikings, Jan 05, 2020

Longest Kickoff Return
Fair Catches
Punt Return Yards
Longest Punt Return
Punt Returns
Punt Return Average
Kickoff Return Average

54 vs. Minnesota Vikings, Jan 05, 2020
 3 vs. Chicago Bears, Jan 10, 2021
 61 vs. Tampa Bay Buccaneers, Jan 17, 2021
 54 vs. Tampa Bay Buccaneers, Jan 17, 2021
 4 vs. Minnesota Vikings, Jan 05, 2020
 11.0 vs. Minnesota Vikings, Jan 05, 2020
 33.3 vs. Minnesota Vikings, Jan 05, 2020

DEONTE HARTY'S 2024 GXG REGULAR-SEASON STATISTICS (RAVENS)

DATE	OPPONENT	P/S	RECEIVING					RUSHING					W/L	SCORE
			NO.	YDS.	AVG.	LG	TD	NO.	YDS.	AVG.	LG	TD		
09/05	at Chiefs	P	0	0	0.0	0	0	0	0	0.0	0	0	L	20-27
09/15	Raiders	P	0	0	0.0	0	0	0	0	0.0	0	0	L	23-26
09/22	at Cowboys	P	0	0	0.0	0	0	0	0	0.0	0	0	W	28-25
09/29	Bills	P	0	0	0.0	0	0	0	0	0.0	0	0	W	35-10
10/06	at Bengals												W	41-38+
10/13	Commanders	P	0	0	0.0	0	0	0	0	0.0	0	0	W	30-23
10/21	at Buccaneers												W	41-31
10/27	at Browns												L	24-29
11/03	Broncos												W	41-10
11/07	Bengals												W	35-34
11/17	at Steelers												L	16-18
11/25	at Chargers												W	30-23
12/01	Eagles												L	19-24
12/15	at Giants												W	35-14
12/21	Steelers												W	34-17
12/25	at Texans												W	31-2
01/04	Browns												W	35-10
2024 TOTALS			5-0	0	0	0.0	0	0	0	0.0	0	0	12-5	

+ - Overtime

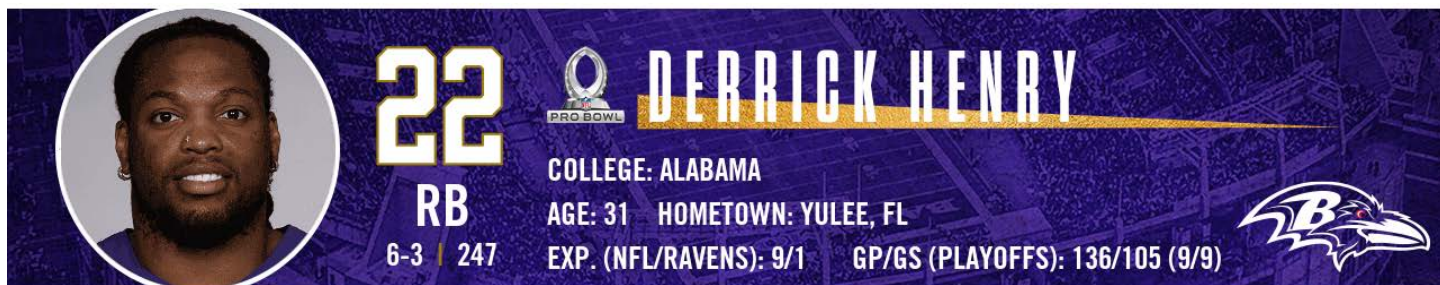
DEONTE HARTY'S 2024 GXG POSTSEASON STATISTICS (RAVENS)

DATE	OPPONENT	P/S	RECEIVING					RUSHING					W/L	SCORE
			NO.	YDS.	AVG.	LG	TD	NO.	YDS.	AVG.	LG	TD		
01/11	Steelers												W	28-14
01/19	at Bills												L	25-27
2024 TOTALS			0-0	0	0	0.0	0	0	0	0.0	0	0	1-1	

DEONTE HARTY'S 2024 GXG REGULAR-SEASON STATISTICS (RAVENS)

DATE	OPPONENT	P/S	KICKOFF RETURNS					PUNT RETURNS					W/L	SCORE
			RET	YDS	AVG	LG	TD	NO	FC	YDS	AVG	LG	TD	
09/05	at Chiefs	P	0	0	0.0	0	0	1	0	3	3.0	3	0	L
09/15	Raiders	P	0	0	0.0	0	0	1	1	15	15.0	15	0	L
09/22	at Cowboys	P	2	51	25.5	31	0	2	2	29	14.5	16	0	W
09/29	Bills	P	0	0	0.0	0	0	3	1	34	11.3	15	0	W
10/06	at Bengals													W
10/13	Commanders	P	2	47	23.5	26	0	1	0	4	4.0	4	0	W
10/21	at Buccaneers													W
10/27	at Browns													L
11/03	Broncos													W
11/07	Bengals													W
11/17	at Steelers													L
11/25	at Chargers													W
12/01	Eagles													L
12/15	at Giants													W
12/21	Steelers													W
12/25	at Texans													W
01/04	Browns													W
2024 TOTALS			5-0	4	98	24.5	31	0	8	4	85	10.6	16	0

+ - Overtime



— KEY TRANSACTIONS —

- Signed a two-year contract with the Ravens on 3/12/24
- Activated from Injured Reserve/Designated for Return on 1/20/22
- Designated to return from Injured Reserve on 1/4/22
- Placed on Injured Reserve (foot) on 10/31/21
- Signed a four-year contract extension (through 2024) with the Titans on 4/15/20
- Designated as the Titans' franchise tag player on 3/15/20
- Originally selected by the Tennessee Titans in the second round (45th overall) of the 2016 NFL Draft

— HONORS —

- *Associated Press* NFL Offensive Player of the Year (2020)
- *Associated Press* first-team All-Pro (2020)
- Two-time *Associated Press* second-team All-Pro (2019, 2024)
- Five-time Pro Bowler (2019-20, 2022-24)
- Three-time *PFWA* All-NFL Team (2019-20, 2024)
- Five-time *PFWA* All-AFC Team (2018-20, 2023-24)
- Three-time *Sporting News* All-Pro Team (2020, 2022, 2024)
- Two-time FedEx Ground Player of the Year (2019-20)
- NFL 101 Awards AFC Offensive Player of the Year (2020)
- Three-time AFC Offensive Player of the Month (December 2018, October 2020, October 2022)
- Nine-time AFC Offensive Player of the Week (Week 6, 2024; Week 4, 2024; Week 8, 2022; Week 6, 2021; Week 2, 2021; Week 17, 2020; Week 6, 2020; Week 17, 2019; Week 14, 2018)
- 17-time FedEx Ground Player of the Week (Week 4, 2024; Week 18, 2023; Week 5, 2021; Week 3, 2021; Week 2, 2021; Week 15, 2020; Week 14, 2020; Week 12, 2020; Week 11, 2020; Week 6, 2020; Week 17, 2019; Week 14, 2019; Week 13, 2019; Week 12, 2019; Week 10, 2019; Week 15, 2018; Week 14, 2018)
- Four-time Titans team captain (2020-23)
- Two-time Titans Walter Payton Man of the Year (2021-22)
- NFLPA Community MVP (Week 10, 2024)

— CAREER HIGHLIGHTS —

- NFL's active leader in rushing yards (11,423) and rushing TDs (106)...His 106 rushing TDs tie for sixth all time
- Among the 42 players in NFL history with at least 2,000 attempts, his 4.9 yards per carry rank third all time, trailing only HOFers Jim Brown (5.2 ypc) & Barry Sanders (5.0 ypc)

- Has produced at least 5 rushing TDs in each of his first nine-career seasons (2016-24), becoming the fifth player in NFL history to accomplish this feat (also Marshall Faulk, LaDainian Tomlinson, Jim Brown and Ricky Watters)
- Is tied (with Adrian Peterson and O.J. Simpson) for the most 200-yard rushing performances (six) in NFL history...In each of Henry's six 200-yard rushing performances, he's also tallied at least 2 rushing TDs...His six games with at least 200 rushing yards and multiple rushing scores double the second-most amount of such performances by a player in NFL history, as Hall of Famers Jim Brown, Barry Sanders and LaDainian Tomlinson have each accomplished this single-game feat on three occasions
- His 12 games with at least 150 rushing yards and 2 rushing TDs tie Hall of Famer LaDainian Tomlinson for the second most in NFL history...Only legendary Jim Brown (13) has more
- Has 47 career regular season and four postseason (both are most among active players) 100-yard rushing performances
- His 87-yard rushing TD on Baltimore's first play of the 9/29/24 primetime contest vs. Buf. marked the longest rush in franchise history
- Started in all 17 games for Baltimore in 2024, producing 1,921 rushing yards and 16 TDs on 325 carries, producing the league's best ypc average (5.9) among qualified RBs, while adding 19 receptions for 193 yards and 2 TDs, en route to his fifth-career Pro Bowl nod...Finished the season tied for first in the NFL in rushing TDs (16), while ranking No. 2 in rushing yards (1,921) and tied for second in total scrimmage TDs (18)...Contributed to an offense that ranked No. 1 in the NFL in yards per game (424.9), yards per play (6.8 – third-best single-season mark in NFL history), yards per rush (5.8 – best mark in single-season NFL history) and red zone efficiency (74.2%) and No. 3 in points per game (30.5), while setting a franchise single-season record with 7,224 net yards
- In 2024, reached the end zone in each of his first 11 games, becoming the fourth player since 1970 to accomplish this feat, joining Hall of Famers O.J. Simpson (first 14 in 1975), Jerry Rice (first 12 in 1987) and John Riggins (first 12 in 1983)...Surpassed RBs Ray Rice (15 in 2011) and Mark Ingram II (15 in 2019) for the most TDs scored (18) in Ravens single-season history, while also passing RB Jamal Lewis (14 in 2003) for the most ground scores (16) in Ravens single-season history
- Earned his fourth-career Pro Bowl nod in 2023 after starting all 17 games and ranking second in the NFL with 1,167 rushing yards on 280 carries (4.2 avg.), while adding 12 rushing TDs...Posted his first-career season without a fumble...Also posted 28 receptions for 214 yards and completed 2-of-3 passes for 14 yards and 2 TDs

22 DERRICK HENRY

- In 2023, became the eighth player in NFL history to reach 9,000 rushing yards and 80 rushing TDs before the age of 30, joining RBs Adrian Peterson, Barry Sanders, Emmitt Smith, Jim Brown, LaDainian Tomlinson, Eric Dickerson and Marshall Faulk
- In 2023, became the third player in NFL history to record 10-plus rushing TDs in six consecutive seasons, joining LaDainian Tomlinson (nine seasons) and Adrian Peterson (seven)
- Earned his third-career Pro Bowl nod after posting the league's second-most rushing yards (1,538) and 13 TDs on 349 attempts (4.4 avg.) in 2022...Tied for third on the team with a career-high 33 receptions for a career-best 398 receiving yards, while completing both of his pass attempts for 4 yards and 1 TD...Named October's AFC Offensive Player of the Month after rushing for 563 yards and 5 TDs in four Titans' victories
- Started the first eight games of the 2021 season, leading the NFL with 937 rushing yards, 1,091 yards from scrimmage, 10 TDs and 56 total first downs, before being placed on Injured Reserve (foot) on 11/1/21...Also hauled in 18 receptions for 154 yards...Missed the final nine regular season games before returning for the Divisional Playoff vs. Cin. (1/22/22)
- In 2020, earned NFL Offensive Player of the Year, *Associated Press* first-team All-Pro and FedEx Ground Player of the Year honors, while being named to his second-career Pro Bowl after starting all 16 games and becoming just the eighth player in NFL history to eclipse 2,000 rushing yards in a season (2,027)...Totaled career highs in rushing yards (2,027) and rushing TDs (17) on 378 carries (5.4 avg.), while adding 19 catches for 114 yards...Became the first player since RB LaDainian Tomlinson (2006-07) to lead the NFL in rushing yards in consecutive seasons (2019-20)...Paced the NFL with 2,141 yards from scrimmage, which ranked second in franchise history behind RB Chris Johnson's 2,509 (2009)
- His 2,027 rushing yards in 2020 marked the fifth-highest total in NFL history, behind RBs Eric Dickerson's 2,105 (1984), Adrian Peterson's 2,097 (2012), Jamal Lewis' 2,066 (2003) and Barry Sanders' 2,053 (1997)...Became the first player since the 1970 NFL merger to lead the league in rushing yards (2,027), rushing attempts (378) and rushing TDs (17) in consecutive seasons
- In 2020, became the fifth player in NFL history to record three 200-yard rushing games in a season, joining RBs Earl Campbell (four in 1980), O.J. Simpson (1973), Tiki Barber (2005) and Jay Ajayi (2016)
- In 2020, became the first player in NFL history with five career games with at least 200 rushing yards and 2 rushing TDs...Also became the NFL's first player to rush for at least 175 and 2 TDs four times in a season
- Totaled 1,221 rushing yards in 2020 road games, marking the most in a single season by any NFL RB since 1948 (previous high of 1,087 was held by RB Eric Dickerson in 1984)...Dating back to 2019, posted a streak of nine consecutive road games with at least 100 rushing yards, passing RB Chris Johnson (eight games from 2009-10) for the second-longest streak in NFL history, behind only Barry Sanders' 10-game road streak (from 1996-97)
- In 2019, named the FedEx NFL Ground Player of the Year, an *Associated Press* second-team All-Pro and was selected to his first-career Pro Bowl after starting in all 15 appearances and leading the NFL with a then-career-best 1,540 rushing yards, while adding 16 rushing TDs, on 303 carries (5.1 avg.)...Also tallied 18 receptions for 206 yards and 2 TDs...Ranked second in the AFC and fourth in the NFL with a then-career-best 1,746 yards from scrimmage
- Started all three of the team's playoff games in 2019, finishing the postseason with 83 carries for a league-best 446 yards (5.4 avg.) and 2 TDs...Also hauled in 5 passes for 21 yards and threw a 3-yard TD pass...His 446 rushing yards in the postseason ranked second in franchise playoff history, only behind RB Eddie George's 449 rushing yards during the 1999 playoffs
- Played in all 16 games (12 starts) in 2018, tying for the AFC lead with 12 rushing TDs, while ranking second in the conference with 1,059 yards on 215 carries (4.9 avg.)...Also tallied 15 receptions for 99 yards and completed 2-of-3 passes for 14 yards
- Named AFC Offensive Player of the Week after rushing 17 times for a then-franchise-record 238 yards (14.0 avg.) and franchise-tying 4 TDs vs. Jax. (12/6/18)...Recorded the second 99-yard TD run in NFL history (RB Tony Dorsett)...His 238 rushing yards broke RB Chris Johnson's previous franchise record of 228 yards (11/1/09 vs. Jax.)...Became the seventh NFL player since the 1970 AFL-NFL merger with at least 4 rushing TDs and at least 200 rushing yards in a game, joining RBs Clinton Portis, Barry Sanders, Doug Martin, Jonas Gray, Mike Anderson and Corey Dillon...Also became the first player since the merger to run for at least 200 yards and 4 TDs on 20-or-fewer carries...Matched Johnson as the only players in NFL history with a rushing TD of at least 90 yards and a rushing TD of at least 50 yards in the same contest
- Saw action in all 16 games (two starts) in 2017, leading the team with 744 yards and 5 TDs on 176 carries (4.2 avg.), while adding 11 catches for 136 yards and 1 TD...Started his first two career playoff games, rushing for 184 yards and 1 TD on 35 carries, while adding 5 catches for 56 yards
- Played in 15 games (two starts) as a rookie in 2016, ranking second on the team with 490 rushing yards and 5 TDs on 110 carries (4.5 avg.)...Also hauled in 13 receptions for 137 yards

22 DERRICK HENRY

— PERSONAL —

- His late grandmother, Gladys Henry, helped raise him...Fulfilled his promise to her by graduating from Alabama in 2018...Has a portrait tattoo of her on his chest... Wore a purple suit to his Ravens introductory press conference in honor of his grandmother, whose favorite color was purple
- Wears the No. 22 as a tribute to his late friend and two-year Alabama teammate, Altee Tenpenny, who was killed in a car accident in 2015
- Founder of the Two All Foundation, which exists to level the playing field for today's youth by giving back to both the Nashville community and his hometown of Yulee, FL
- Is a minority owner of Nashville SC...Other current and former NFL players with ownership stakes in MLS teams include Russell Wilson (Seattle Sounders), Patrick Mahomes (Sporting KC) and Mark Ingram (D.C. United)
- His No. 2 jersey was retired at Yulee's spring football game in 2019
- Middle name is Lamar
- Has two daughter, Valentina and Celine
- Before he even played in a high school game, county coaches instituted a policy that Yulee would have to remove Henry from the game if they had a 28-point lead
- Favorite movie is "Remember the Titans"
- Favorite musician is Kevin Gates
- Favorite food is chicken wings
- Favorite athletes as a child were LaDainian Tomlinson and Eddie George
- Favorite sports teams as a child were the New York Yankees and Los Angeles Lakers

— 2024 SEASON HIGHLIGHTS —

- Started in all 17 games, producing 1,921 rushing yards and 16 TDs on 325 carries, producing the league's best ypc average (5.9) among qualified RBs, while adding 19 receptions for 193 yards and 2 TDs, en route to his fifth-career Pro Bowl nod...Finished the season tied for first in the NFL in rushing TDs (16), while ranking No. 2 in rushing yards (1,921) and tied for second in total scrimmage TDs (18)...Surpassed RBs Ray Rice (15 in 2011) and Mark Ingram II (15 in 2019) for the most TDs scored (18) in Ravens single-season history, while also passing RB Jamal Lewis (14 in 2003) for the most ground scores (16) in Ravens single-season history...Reached the end zone in each of his first 11 games, becoming the fourth player since 1970 to accomplish this feat, joining Hall of Famers O.J. Simpson (first 14 in 1975), Jerry Rice (first 12 in 1987) and John Riggins (first 12 in 1983)...Contributed to an offense that ranked No. 1 in the NFL in yards per game (424.9), yards per play (6.8 – third-best single-season mark in NFL history), yards per rush (5.8 – best mark in single-season NFL history) and red zone efficiency (74.2%) and No. 3 in points per game (30.5), while setting a franchise single-season record with 7,224 net yards
- Produced 84 rushing yards on 16 attempts (5.3 avg.), while adding 1 TD on the ground in the Divisional Playoff at Buf. (1/19/25)...With his third rushing TD of the 2024 playoffs, marked the second-most rushing TDs by a Raven in a single postseason (Jamal Lewis, 2000 – 4)...Finishing the game with 1,002 career playoff rushing yards, became the first player in NFL history to record 1,000+ rushing yards in the first nine postseason games...Additionally, became the seventh player in NFL history notch over 1,000 career rushing yards in postseason play
- Totaled 186 rushing yards (franchise single-game playoff record) and 2 TDs on 26 attempts (7.2 avg.) in the 28-14 Wild Card win vs. Pit. (1/11/25)...Recorded his fourth-career playoff game with 150+ rushing yards, tying Pro Football Hall of Famer Terrell Davis for the most in NFL history...With 918 career postseason rushing yards, became the third player with 900+ rushing yards in the first eight playoff games of a career, joining Pro Football Hall of Famers Terrell Davis (1,140) and John Riggins (946)
- Produced 138 rushing yards and 2 TDs on 20 attempts (6.9 avg.), while adding 2 receptions for 23 yards in the 35-10 win vs. Cle. (1/4)...Passed RB Jamal Lewis (14 in 2003) for the most ground scores (16) in Ravens single-season history...Recorded his 22nd career performance with at least 100 rushing yards and 2 rushing TDs, surpassing Emmitt Smith (21) for the third-most such games in NFL history behind Hall of Famers Jim Brown (25) and LaDainian Tomlinson (25)
- Totaled 147 rushing yards and 1 TD on 27 attempts (5.4 avg.), while adding 2 receptions for 18 yards in the 31-2 win at Hou. (12/25)...Passed RBs Ray Rice (15 in 2011) and Mark Ingram II (15 in 2019) for the most TDs scored (16) in Ravens single-season history, while tying RB Jamal Lewis (2003) for the most ground scores (14) in Ravens single-season history...Moved into a tie with RB John Riggins for the seventh-most rushing TDs (104) in NFL history
- Finished with 162 rushing yards on 24 carries (6.8 avg.), while adding 2 receptions for 27 yards in the 34-17 win vs. Pit. (12/21)...Became the fifth player in NFL history to record 1,500 rushing yards in four career seasons (also 2019-20 & 2022 with Tennessee), joining Pro Football Hall of Famers Barry Sanders (five seasons), Eric Dickerson (four), Edgerrin James (four) and Walter Payton (four)...Surpassed RB Jamal Lewis (three games in 2003) for the most games (four) reaching 150 rushing yards in Ravens single-season history
- Posted 82 rushing yards on 19 carries (4.3 avg.), while adding 3 receptions for 29 yards, vs. Phi. (12/1)...Recorded at least 65 rushing yards for the 12th-consecutive game, marking the longest streak of his career and the second-longest streak in Ravens franchise history (RB Jamal Lewis – 18)
- Totaled 24 carries for 140 rushing yards (5.8 avg.), including a season-high 9 first downs, in the MNF win at LAC (11/25)

22 DERRICK HENRY

- Posted 65 rushing yards and 1 rushing TD on 13 carries (5.0 avg.) at Pit. (11/17)...With his 15th total TD of the season, tied RBs Ray Rice (15 in 2011) and Mark Ingram II (15 in 2019) for the most TDs in Ravens single-season history...Became the fourth player since 1970 to reach the end zone in each of the first 11 games of a season, joining Hall of Famers O.J. Simpson (first 14 in 1975), Jerry Rice (first 12 in 1987) and John Riggins (first 12 in 1983)...Also became the third player in NFL history to record a rushing TD in 70 games within in his first nine career seasons, joining Pro Football Hall of Famers LaDainian Tomlinson (87 games) and Emmitt Smith (83)
- Totaled 23 carries for 106 yards (4.6 avg.) and 2 TDs, while adding 1 reception for 27 yards in the 41-10 win vs. Den. (11/3)...Became the fourth player in NFL history to post at least 10 rushing TDs in seven career seasons, joining RBs LaDainian Tomlinson (nine), Adrian Peterson (eight) and Emmitt Smith (eight)...With his 100th- and 101st-career rushing TDs, Henry surpassed Hall of Famers Barry Sanders (99) and Maro eclipsed 1,000 rushing yards on the season, his sixth time reaching the mark
- Recorded 11 rushes for 73 yards (6.6 avg.), including a game-long 39-yard gain, and 1 TD at Cle. (10/27)...With his eighth-straight game posting a TD, broke a tie with RB Willis McGahee (2007, Weeks 6-13) for the most consecutive games with a score in Ravens history...Tied Hall of Famer Barry Sanders (99) for the 10th-most rushing TDs in NFL history...Also became the first player in NFL history to reach the end zone in each of his first eight games with a team
- Totaled 169 rushing yards on 15 carries (11.3 avg.), while adding a 13-yard receiving TD in the 41-31 win at TB (10/21)...Recorded his second 80-plus yard rush of the season with a game-long 81-yard gain, becoming the league's first player since 2019 (KC's Damien Williams) to record multiple such rushes in a single season...Became the second player in NFL history (LAR's Eric Dickerson, 1983) to notch at least 800 rushing yards and 10 total TDs in their first seven games with a franchise...His 11.3 yards-per-carry average was the most by any player with 15+ rushing attempts in franchise history
- En route to AFC Offensive Player of the Week honors, rushed for 132 rushing yards and 2 TDs on 24 carries (5.5 avg.) in the 30-23 win vs. Was. (10/13)...Posted his 20th-career game with at least 100 rushing yards and 2 rushing TDs, surpassing RB Shaun Alexander for the fourth most such games in NFL history...With his 8th rushing TD of the season, passed RB Mark Ingram II (7 in 2019) for the most rushing TDs within the first six games of the season in Ravens history...Tied Robert Edwards (with New England in 1998) for the most consecutive games (six) with at least 1 rushing score to begin a stint with an NFL franchise
- Tallied 92 rushing yards and 1 TD on 15 carries (6.1 avg.), including the game-sealing 51-yarder that set up K Justin Tucker's 24-yard walk-off FG, in the 41-38 OT win at Cin. (10/6)...His 51-yard gain marked the longest rush in Ravens' OT history...Registered his 100th-career scrimmage TD, while surpassing 10,000 career rushing yards in the contest, becoming the 12th player in NFL history to reach both those marks in a career...Became the first Raven to score a rushing TD in each of the first five games of a season
- En route to AFC Offensive Player of the Week honors, registered a game-high 199 rushing yards and 1 TD on 24 attempts (8.3 avg.), part of Baltimore's 271 overall ground yards in the 35-10 win vs. Buf. (9/29)...Also added 3 catches for 10 yards, including a 5-yard TD... His 87-yard rushing TD on the Ravens' first play from scrimmage marked the longest rush in franchise history...Became the first player in Ravens history to produce consecutive games with at least 150 rushing yards and 2 scrimmage TDs...Additionally, became the fifth player in NFL history to post at least 5 ground scores in each of his first nine career seasons, joining Hall of Famers Jim Brown, Marshall Faulk and LaDainian Tomlinson, as well as Ricky Watters
- Totaled 151 rushing yards and 2 TDs on 25 attempts (6.0 ypc), adding 1 reception for 23 yards in the 28-25 win at Dal. (9/22)...Recorded his 12th-career game with at least 150 rushing yards and multiple rushing TDs, tying HOFer LaDainian Tomlinson for the second-most such performances in NFL history (HOFer Jim Brown, 13)...Became the first player in franchise history to post a rushing TD in each of the first three games of a Ravens career
- Totaled 18 carries for 84 yards and 1 TD vs. LV (9/15), adding 1 reception for 12 yards...With his 92nd-career rushing TD, surpassed Pro Football HOFers Jerome Bettis and Franco Harris for the 11th-most rushing TDs in NFL history...Became the third player (also RB Latavius Murray in 2021 and QB Vinny Testaverde in 1996) and second RB in franchise history to post a ground score in each of the first two games of a Ravens career
- Posted 13 carries for 45 yards and 1 TD in his Ravens debut at KC (9/5)...With his 5-yard rushing score for the game's first points, tied Hall of Fame RBs Jerome Bettis and Franco Harris (91) for 11th all time in rushing TDs...Became the 11th player in franchise history to register a rushing TD in a Ravens debut

22 DERRICK HENRY

DERRICK HENRY'S NFL REGULAR SEASON RUSHING/RECEIVING STATISTICS

DATE	TEAM	GP	GS	RUSHING					RECEIVING				
				NO.	YDS.	AVG.	LG	TD	NO.	YDS.	AVG.	LG	TD
2016	Titans	15	2	110	490	4.5	22	5	13	137	10.5	29	0
2017	Titans	16	2	176	744	4.2	75t	5	11	136	12.4	66t	1
2018	Titans	16	12	215	1,059	4.9	99t	12	15	99	6.6	21	0
2019	Titans	15	15	303	1,540	5.1	74t	16	18	206	11.4	75t	2
2020	Titans	16	16	378	2,027	5.4	94t	17	19	114	6.0	53	0
2021	Titans	8	8	219	937	4.3	76t	10	18	154	8.6	16	0
2022	Titans	16	16	349	1,538	4.4	56	13	33	398	12.1	69	0
2023	Titans	17	17	280	1,167	4.2	69	12	28	214	7.6	46	0
2024	Ravens	17	17	325	1,921	5.9	87t	16	19	193	10.2	27	2
NFL TOTALS		136	105	2,355	11,423	4.9	99T	106	174	1,651	9.5	75T	5

DERRICK HENRY'S NFL POSTSEASON RUSHING/RECEIVING STATISTICS

DATE	TEAM	GP	GS	RUSHING					RECEIVING				
				NO.	YDS.	AVG.	LG	TD	NO.	YDS.	AVG.	LG	TD
2017	Titans	2	2	35	184	5.3	35t	1	5	56	11.2	29	0
2019	Titans	3	3	83	446	5.4	66	2	5	21	4.2	22	0
2020	Titans	1	1	18	40	2.2	8	0	3	11	3.7	7	0
2021	Titans	1	1	20	62	3.1	9	1	0	0	0.0	0	0
2024	Ravens	2	2	42	270	6.4	44t	3	0	0	0.0	0	0
NFL TOTALS		9	9	198	1,002	5.1	66	7	13	88	6.8	29	0

DERRICK HENRY'S SINGLE-GAME HIGHS: RUSHING/RECEIVING

Rush Attempts 35 at Seattle Seahawks, Sep 19, 2021
Rushing Yards 250 at Houston Texans, Jan 03, 2021
Rushing Average 14.0 vs. Jacksonville Jaguars, Dec 06, 2018
Longest Runs 99t vs. Jacksonville Jaguars, Dec 06, 2018
Rushing TDs 4 vs. Jacksonville Jaguars, Dec 06, 2018
Receptions 6 at Seattle Seahawks, Sep 19, 2021
Receiving Yards 79 vs. Cincinnati Bengals, Nov 27, 2022

Receiving Average 26.3 vs. Cincinnati Bengals, Nov 27, 2022
Longest Receptions 75t at Cleveland Browns, Sep 08, 2019
Receiving TDs 1 at Carolina Panthers, Nov 03, 2019
 ...2 more at 1.
All-Purpose Yards 264 vs. Houston Texans, Oct 18, 2020
Most TDs 4 vs. Jacksonville Jaguars, Dec 06, 2018
Miscellaneous Tackles 1 vs. Jacksonville Jaguars, Nov 24, 2019
 ...2 more at 1.
Scrimmage Yards 264 vs. Houston Texans, Oct 18, 2020

DERRICK HENRY'S SINGLE-GAME HIGHS - POSTSEASON: RUSHING/RECEIVING

Rush Attempts 34 at New England Patriots, Jan 04, 2020
Rushing Yards 195 at Baltimore Ravens, Jan 11, 2020
Rushing Average 7.2 vs. Pittsburgh Steelers, Jan 11, 2025
Longest Runs 66 at Baltimore Ravens, Jan 11, 2020
Rushing TDs 2 vs. Pittsburgh Steelers, Jan 11, 2025
Receptions 3 vs. Baltimore Ravens, Jan 10, 2021
 ...1 more at 3.

Receiving Yards 35 at Kansas City Chiefs, Jan 06, 2018
Receiving Average 7.0 at New England Patriots, Jan 13, 2018
Longest Receptions 29 at Kansas City Chiefs, Jan 06, 2018
All-Purpose Yards 204 at New England Patriots, Jan 04, 2020
Most TDs 2 vs. Pittsburgh Steelers, Jan 11, 2025
Scrimmage Yards 204 at New England Patriots, Jan 04, 2020

22 DERRICK HENRY

DERRICK HENRY'S 100-YARD RUSHING GAMES (47): REGULAR SEASON

DATE	TEAM	ATT.	YDS.	AVG.	LG	TD
10/16/17	COLTS	19	131	6.9	72t	1
12/03/17	TEXANS	11	109	9.9	75t	1
12/06/18	JAGUARS	17	238	14.0	99t	4
12/16/18	at Giants	33	170	5.2	22	2
09/29/19	at Falcons	27	100	3.7	16	0
11/10/19	CHIEFS	23	188	8.2	68t	2
11/24/19	JAGUARS	19	159	8.4	74t	2
12/01/19	at Colts	26	149	5.7	34	1
12/08/19	at Raiders	18	103	5.7	24	2
12/29/19	at Texans	32	211	6.6	53t	3
09/14/20	at Broncos	31	116	3.7	13	0
09/27/20	at Vikings	26	119	4.6	16	2
10/18/20	TEXANS	22	212	9.6	94t	2
11/01/20	at Bengals	18	112	6.2	21	1
11/12/20	COLTS	19	103	5.4	20	0
11/22/20	at Ravens	28	133	4.8	29t	1
11/29/20	at Colts	27	178	6.6	31	3
12/13/20	at Jaguars	26	215	8.3	47	2
12/20/20	LIONS	24	147	6.1	33	1
01/03/21	at Texans	34	250	7.4	52t	2
09/19/21	at Seahawks	35	182	5.2	60t	3
09/26/21	COLTS	28	113	4.0	19	0
10/03/21	at Jets	33	157	4.8	22	1
10/10/21	at Jaguars	29	130	4.5	15	3
10/18/21	BILLS	20	143	7.2	76t	3
10/02/22	at Colts	22	114	5.2	19t	1
10/09/22	at Commanders	28	102	3.6	15	2
10/23/22	COLTS	30	128	4.3	23	0
10/30/22	at Texans	32	219	6.8	41	2
11/06/22	at Chiefs	17	115	6.8	56	2
12/11/22	JAGUARS	17	121	7.1	50	1
12/18/22	at Chargers	21	104	5.0	13	1
12/24/22	TEXANS	23	126	5.5	48t	1
01/07/23	at Jaguars	30	109	3.6	14	0
10/01/23	BENGALS	22	122	5.5	29t	1
10/29/23	FALCONS	22	101	4.6	14	0
12/03/23	COLTS	21	102	4.9	22t	2
01/07/24	JAGUARS	19	153	8.1	69	1
09/22/24	at Cowboys	25	151	6.0	29	2
09/29/24	BILLS	24	199	8.3	87t	1
10/13/24	COMMANDERS	24	132	5.5	27	2
10/21/24	at Buccaneers	15	169	11.3	81	0
11/03/24	BRONCOS	23	106	4.6	20	2
11/25/24	at Chargers	24	140	5.8	27	0
12/21/24	STEELERS	24	162	6.8	44	0
12/25/24	at Texans	27	147	5.4	20	1
01/04/25	BROWNS	20	138	6.9	43t	2

DERRICK HENRY'S 100-YARD RUSHING GAMES (4): POSTSEASON

DATE	TEAM	ATT.	YDS.	AVG.	LG	TD
01/06/18	at Chiefs	23	156	6.8	35t	1
01/04/20	at Patriots	34	182	5.4	29	1
01/11/20	at Ravens	30	195	6.5	66	0
01/11/25	STEELERS	26	186	7.2	44t	2

22 DERRICK HENRY

DERRICK HENRY'S 2024 GXG REGULAR-SEASON STATISTICS (RAVENS)

DATE	OPPONENT	P/S	RUSHING					RECEIVING					W/L	SCORE
			NO.	YDS.	AVG.	LG	TD	NO.	YDS.	AVG.	LG	TD		
09/05	at Chiefs	S	13	46	3.5	9	1	0	0	0.0	0	0	L	20-27
09/15	Raiders	S	18	84	4.7	29	1	1	12	12.0	12	0	L	23-26
09/22	at Cowboys	S	25	151	6.0	29	2	1	23	23.0	23	0	W	28-25
09/29	Bills	S	24	199	8.3	87t	1	3	10	3.3	5t	1	W	35-10
10/06	at Bengals	S	15	92	6.1	51	1	1	4	4.0	4	0	W	41-38+
10/13	Commanders	S	24	132	5.5	27	2	0	0	0.0	0	0	W	30-23
10/21	at Buccaneers	S	15	169	11.3	81	0	1	13	13.0	13t	1	W	41-31
10/27	at Browns	S	11	73	6.6	39	1	1	4	4.0	4	0	L	24-29
11/03	Broncos	S	23	106	4.6	20	2	1	27	27.0	27	0	W	41-10
11/07	Bengals	S	16	68	4.3	11	1	1	3	3.0	3	0	W	35-34
11/17	at Steelers	S	13	65	5.0	31	1	0	0	0.0	0	0	L	16-18
11/25	at Chargers	S	24	140	5.8	27	0	0	0	0.0	0	0	W	30-23
12/01	Eagles	S	19	82	4.3	19	0	3	29	9.7	16	0	L	19-24
12/15	at Giants	S	14	67	4.8	13	0	0	0	0.0	0	0	W	35-14
12/21	Steelers	S	24	162	6.8	44	0	2	27	13.5	16	0	W	34-17
12/25	at Texans	S	27	147	5.4	20	1	2	18	9.0	14	0	W	31-2
01/04	Browns	S	20	138	6.9	43t	2	2	23	11.5	13	0	W	35-10
2024 TOTALS		17-17	325	1,921	5.9	87T	16	19	193	10.2	27	2	12-5	
+ - Overtime														

DERRICK HENRY'S 2024 GXG POSTSEASON STATISTICS (RAVENS)

DATE	OPPONENT	P/S	RUSHING					RECEIVING					W/L	SCORE
			NO.	YDS.	AVG.	LG	TD	NO.	YDS.	AVG.	LG	TD		
01/11	Steelers	S	26	186	7.2	44t	2	0	0	0.0	0	0	W	28-14
01/19	at Bills	S	16	84	5.3	17	1	0	0	0.0	0	0	L	25-27
2024 TOTALS		2-2	42	270	6.4	44T	3	0	0	0.0	0	0	1-1	



43

RB

5-10 | 195

JUSTICE HILL

COLLEGE: OKLAHOMA STATE

AGE: 27 HOMETOWN: TULSA, OK

EXP. (NFL/RAVENS): 6/6

GP/GS (PLAYOFFS): 74/5 (8/2)



— KEY TRANSACTIONS —

- Signed a two-year contract extension (through 2026) with Baltimore on 9/20/24
- Re-signed with the Ravens on 3/17/23
- Waived (injured) and reverted to IR (Achilles) on 9/7/21
- Originally selected by the Baltimore Ravens in the fourth round (113th overall) of the 2019 NFL Draft...Was the first of three Ravens' picks (G Ben Powers & CB Iman Marshall) in the round

— CAREER HIGHLIGHTS —

- Appeared in 16 games (five starts) in 2023, totaling career highs in every major offensive category, including rushes (84), rushing yards (387), rushing TDs (3), receptions (28), receiving yards (206) and receiving TDs (1)...Also posted 3 KORs for 119 yards, including a career-long 78-yarder...Contributed to the NFL's No. 1 rushing offense (156.6 ypg) and No. 4 scoring offense (28.4 ppg)...The ground game eclipsed 100 yards in all 17 contests, while also setting a single-season franchise record with 26 rushing TDs
- Recorded a then-career-long 56-yard KOR to the Steelers' 40-yard line vs. Pit. (1/1/23)
- Appeared in 12 games in 2020, totaling a team-high 9 special teams tackles and producing 1 FF for a unit that allowed only 5.7 yards per punt return (fourth best in the NFL)...Also tallied 80 scrimmage yards on 12 carries and 5 catches, as Baltimore finished with the NFL's No. 1 ranked rushing attack (191.9 ypg), which produced the third-most yards (3,071) ever in a 16-game NFL season
- Scored his first-career TD on an 18-yard run in the 31-15 win at Cle. (12/22/19), helping clinch the franchise's first-ever No. 1 playoff seed
- Recorded a then-career-high 46-yard KOR in the 26-23 OT victory at Pit. (10/6/19)
- Posted 27 yards on 7 carries in his NFL debut in the 59-10 season-opening victory at Mia. (9/8/19)...Helped the Ravens set single-game franchise records in total net yards (643) and points (59)

— PERSONAL —

- Brother, Dax, was a first-round pick (31st overall) of the Cincinnati Bengals in the 2022 NFL Draft
- Is a barber who enjoys cutting hair for his friends
- Majored in finance at Oklahoma State

— 2024 SEASON HIGHLIGHTS —

- Appeared in 15 games, totaling 228 rushing yards and 1 TD on 47 carries (4.9 avg.), while adding career highs in receptions (42), receiving yards (383) and receiving TDs (3)...Also posted 5 KORs for 183 yards, including a 59-yard return at NYG (12/15)...Became the fourth Ravens RB, and first since Mark Ingram II in 2019, to record 3 receiving TDs in a season...Contributed to an offense that ranked No. 1 in the NFL in yards per game (424.9), yards per play (6.8 – third-best single-season mark in NFL history), yards per rush (5.8 – best mark in single-season NFL history) and red zone efficiency (74.2%) and No. 3 in points per game (30.5), while setting a franchise single-season record with 7,224 net yards
- Registered 50 rushing yards on 6 carries (8.3 avg.), while adding 2 receptions for 7 yards in the Divisional Playoff at Buf. (1/19/25)
- Recorded a team-high 4 receptions for 13 yards and 1 TD, while adding 6 rushes for 12 yards, in the 28-14 Wild Card win vs. Pit. (1/11/25)
- Recorded 5 receptions for 61 yards, including a career-long 27-yard open-field TD, in the 35-14 win at NYG (12/15)...Also added a 59-yard kickoff return, the second longest of his career and the longest by a Raven all season...Became the fourth Ravens RB, and first since Mark Ingram II in 2019, to record 3 receiving TDs in a season
- Registered 4 carries for 55 yards and 1 TD, a career-long 51-yarder in the fourth quarter that gave Baltimore a two-score lead (30-16), in the MNF win at LAC (11/25)
- Recorded 3 receptions for 44 yards and 1 TD in the 41-31 win at TB (10/21)...Set new single-season career highs in both receiving yards (215) and receiving TDs (2) coming out of the contest
- Produced a career-high 78 receiving yards, including a 19-yard TD, on a career-high-tying 6 catches in the 35-10 win vs. Buf. (9/29)...Became the fourth RB in franchise history to record at least 75 receiving yards and 1 receiving TD in a single game, joining Javorius Allen (12/6/15 at Mia.), Jamal Lewis (12/8/02 vs. NO) and Ray Rice (12/19/10 vs. NO)
- Recorded a career-high 6 receptions for 52 yards at KC (9/5), marking his fourth-consecutive game (dating back to 2023) with at least 3 catches

43 JUSTICE HILL

JUSTICE HILL'S NFL REGULAR SEASON RUSHING/RECEIVING STATISTICS

RUSHING										RECEIVING				
DATE	TEAM	GP	GS	NO.	YDS.	AVG.	LG	TD		NO.	YDS.	AVG.	LG	TD
2019	Ravens	16	0	58	225	3.9	18t	2		8	70	8.8	14	0
2020	Ravens	12	0	12	60	5.0	19	0		5	20	4.0	8	0
2021	Ravens	0	0	0	0	0.0	0	0		0	0	0.0	0	0
2022	Ravens	15	0	49	262	5.3	34	0		12	58	4.8	15	0
2023	Ravens	16	5	84	387	4.6	41	3		28	206	7.4	24	1
2024	Ravens	15	0	47	228	4.9	51t	1		42	383	9.1	27t	3
NFL TOTALS		74	5	250	1,162	4.6	51T	6		95	737	7.8	27T	4

JUSTICE HILL'S NFL POSTSEASON RUSHING/RECEIVING STATISTICS

RUSHING										RECEIVING				
DATE	TEAM	GP	GS	NO.	YDS.	AVG.	LG	TD		NO.	YDS.	AVG.	LG	TD
2019	Ravens	1	0	0	0	0.0	0	0		4	26	6.5	14	0
2020	Ravens	2	0	0	0	0.0	0	0		0	0	0.0	0	0
2022	Ravens	1	0	0	0	0.0	0	0		2	10	5.0	9	0
2023	Ravens	2	2	16	69	4.3	14	0		6	45	7.5	11	0
2024	Ravens	2	0	12	62	5.2	22	0		6	20	3.3	7	1
NFL TOTALS		8	2	28	131	4.7	22	0		18	101	5.6	14	1

JUSTICE HILL'S NFL REGULAR SEASON RETURN STATISTICS

KICKOFF RETURNS							PUNT RETURNS						
DATE	TEAM	RET.	YDS.	AVG.	LG	TD	NO.	FC	YDS.	AVG.	LG	TD	
2019	Ravens	12	227	18.9	46	0	0	0	0	0.0	0	0	
2020	Ravens	0	0	0.0	0	0	0	0	0	0.0	0	0	
2021	Ravens	0	0	0.0	0	0	0	0	0	0.0	0	0	
2022	Ravens	10	247	24.7	56	0	0	0	0	0.0	0	0	
2023	Ravens	3	119	39.7	78	0	0	0	0	0.0	0	0	
2024	Ravens	5	183	36.6	59	0	0	0	0	0.0	0	0	
NFL TOTALS		30	776	25.9	78	0	0	0	0	0.0	0	0	

JUSTICE HILL'S NFL POSTSEASON RETURN STATISTICS

KICKOFF RETURNS							PUNT RETURNS						
DATE	TEAM	RET.	YDS.	AVG.	LG	TD	NO.	FC	YDS.	AVG.	LG	TD	
2019	Ravens	0	0	0.0	0	0	0	0	0	0.0	0	0	
2020	Ravens	0	0	0.0	0	0	0	0	0	0.0	0	0	
2022	Ravens	3	65	21.7	29	0	0	0	0	0.0	0	0	
2023	Ravens	0	0	0.0	0	0	0	0	0	0.0	0	0	
2024	Ravens	0	0	0.0	0	0	0	0	0	0.0	0	0	
NFL TOTALS		3	65	21.7	29	0	0	0	0	0.0	0	0	

JUSTICE HILL'S SINGLE-GAME HIGHS: RUSHING/RECEIVING

Rush Attempts Rushing Yards Rushing Average Longest Runs Rushing TDs Receptions

13 vs. Seattle Seahawks, Nov 05, 2023
60 at New England Patriots, Sep 25, 2022
5.6 vs. Buffalo Bills, Oct 02, 2022
51t at Los Angeles Chargers, Nov 25, 2024
2 vs. Houston Texans, Sep 10, 2023
6 vs. Buffalo Bills, Sep 29, 2024
...1 more at 6.
78 vs. Buffalo Bills, Sep 29, 2024
14.7 at Tampa Bay Buccaneers, Oct 21, 2024
27t at New York Giants, Dec 15, 2024
1 at New York Giants, Dec 15, 2024
...3 more at 1.

Receiving Yards Receiving Average Longest Receptions Receiving TDs

All-Purpose Yards Kickoff Returns Kickoff Return Yards Longest Kickoff Return Kickoff Return Average Special Teams Tackles Most TDs Miscellaneous Tackles

Scrimmage Yards

213 vs. Miami Dolphins, Dec 31, 2023
3 vs. Atlanta Falcons, Dec 24, 2022
101 vs. Miami Dolphins, Dec 31, 2023
78 vs. Miami Dolphins, Dec 31, 2023
21.7 vs. Atlanta Falcons, Dec 24, 2022
3 at Indianapolis Colts, Nov 08, 2020
2 vs. Houston Texans, Sep 10, 2023
1 vs. Dallas Cowboys, Dec 08, 2020
...1 more at 1.
112 vs. Miami Dolphins, Dec 31, 2023

43 JUSTICE HILL

JUSTICE HILL'S SINGLE-GAME HIGHS - POSTSEASON: RUSHING/RECEIVING

Rush Attempts 13 vs. Houston Texans, Jan 20, 2024
Rushing Yards 66 vs. Houston Texans, Jan 20, 2024
Rushing Average 5.1 vs. Houston Texans, Jan 20, 2024
Longest Runs 22 at Buffalo Bills, Jan 19, 2025
Receptions 4 vs. Pittsburgh Steelers, Jan 11, 2025
 ...2 more at 4.
Receiving Yards 34 vs. Kansas City Chiefs, Jan 28, 2024
Receiving Average 8.5 vs. Kansas City Chiefs, Jan 28, 2024
Longest Receptions 14 vs. Tennessee Titans, Jan 11, 2020

Receiving TDs 1 vs. Pittsburgh Steelers, Jan 11, 2025
All-Purpose Yards 77 vs. Houston Texans, Jan 20, 2024
Kickoff Returns 3 at Cincinnati Bengals, Jan 15, 2023
Kickoff Return Yards 65 at Cincinnati Bengals, Jan 15, 2023
Longest Kickoff Return 29 at Cincinnati Bengals, Jan 15, 2023
Kickoff Return Average 21.7 at Cincinnati Bengals, Jan 15, 2023
Most TDs 1 vs. Pittsburgh Steelers, Jan 11, 2025
Scrimmage Yards 77 vs. Houston Texans, Jan 20, 2024

JUSTICE HILL'S 2024 GXG REGULAR-SEASON STATISTICS (RAVENS)

RUSHING								RECEIVING							
DATE	OPPONENT	P/S	NO.	YDS.	AVG.	LG	TD	NO.	YDS.	AVG.	LG	TD	W/L	SCORE	
09/05	at Chiefs	P	1	3	3.0	3	0	6	52	8.7	18	0	L	20-27	
09/15	Raiders	P	4	22	5.5	14	0	2	10	5.0	7	0	L	23-26	
09/22	at Cowboys	P	5	33	6.6	17	0	2	21	10.5	13	0	W	28-25	
09/29	Bills	P	4	18	4.5	11	0	6	78	13.0	19t	1	W	35-10	
10/06	at Bengals	P	5	17	3.4	7	0	1	8	8.0	8	0	W	41-38+	
10/13	Commanders	P	1	2	2.0	2	0	1	2	2.0	2	0	W	30-23	
10/21	at Buccaneers	P	5	4	0.8	3	0	3	44	14.7	18t	1	W	41-31	
10/27	at Browns	P	2	5	2.5	5	0	1	14	14.0	14	0	L	24-29	
11/03	Broncos	P	5	15	3.0	8	0	3	43	14.3	24	0	W	41-10	
11/07	Bengals	P	2	-2	-1.0	0	0	2	0	0.0	6	0	W	35-34	
11/17	at Steelers	P	2	13	6.5	9	0	4	28	7.0	22	0	L	16-18	
11/25	at Chargers	P	4	55	13.8	51t	1	2	7	3.5	9	0	W	30-23	
12/01	Eagles	P	3	6	2.0	3	0	4	15	3.8	5	0	L	19-24	
12/15	at Giants	P	2	7	3.5	6	0	5	61	12.2	27t	1	W	35-14	
12/21	Steelers	P	2	30	15.0	25	0	0	0	0.0	0	0	W	34-17	
12/25	at Texans												W	31-2	
01/04	Browns												W	35-10	
INACTIVE ON INACTIVE LIST															
2024 TOTALS		15-0	47	228	4.9	51T	1	42	383	9.1	27T	3	12-5		
+ - Overtime															

+ - Overtime

JUSTICE HILL'S 2024 GXG POSTSEASON STATISTICS (RAVENS)

RUSHING								RECEIVING						
DATE	OPPONENT	P/S	NO.	YDS.	AVG.	LG	TD	NO.	YDS.	AVG.	LG	TD	W/L	SCORE
01/11	Steelers	P	6	12	2.0	5	0	4	13	3.3	7	1	W	28-14
01/19	at Bills	P	6	50	8.3	22	0	2	7	3.5	4	0	L	25-27
2024 TOTALS		2-0	12	62	5.2	22	0	6	20	3.3	7	1	1-1	

JUSTICE HILL'S 2024 GXG REGULAR-SEASON STATISTICS (RAVENS)

			KICKOFF RETURNS					PUNT RETURNS							
DATE	OPPONENT	P/S	RET	YDS	AVG	LG	TD	NO	FC	YDS	AVG	LG	TD	W/L	SCORE
09/05	at Chiefs	P	0	0	0.0	0	0	0	0	0	0.0	0	0	L	20-27
09/15	Raiders	P	0	0	0.0	0	0	0	0	0	0.0	0	0	L	23-26
09/22	at Cowboys	P	0	0	0.0	0	0	0	0	0	0.0	0	0	W	28-25
09/29	Bills	P	0	0	0.0	0	0	0	0	0	0.0	0	0	W	35-10
10/06	at Bengals	P	0	0	0.0	0	0	0	0	0	0.0	0	0	W	41-38+
10/13	Commanders	P	2	57	28.5	34	0	0	0	0	0.0	0	0	W	30-23
10/21	at Buccaneers	P	1	37	37.0	37	0	0	0	0	0.0	0	0	W	41-31
10/27	at Browns	P	0	0	0.0	0	0	0	0	0	0.0	0	0	L	24-29
11/03	Broncos	P	0	0	0.0	0	0	0	0	0	0.0	0	0	W	41-10
11/07	Bengals	P	0	0	0.0	0	0	0	0	0	0.0	0	0	W	35-34
11/17	at Steelers	P	1	30	30.0	30	0	0	0	0	0.0	0	0	L	16-18
11/25	at Chargers	P	0	0	0.0	0	0	0	0	0	0.0	0	0	W	30-23
12/01	Eagles	P	0	0	0.0	0	0	0	0	0	0.0	0	0	L	19-24
12/15	at Giants	P	1	59	59.0	59	0	0	0	0	0.0	0	0	W	35-14
12/21	Steelers	P	0	0	0.0	0	0	0	0	0	0.0	0	0	W	34-17
12/25	at Texans													W	31-2
01/04	Browns													W	35-10
INACTIVE ON INACTIVE LIST															
2024 TOTALS		15-0	5	183	36.6	59	0	0	0	0	0.0	0	0	12-5	
+ - Overtime															

+ - Overtime



44

CB

6-0 | 203



MARLON HUMPHREY

COLLEGE: ALABAMA

AGE: 28 HOMETOWN: HOOVER, AL

EXP. (NFL/RAVENS): 8/8

GP/GS (PLAYOFFS): 116/98 (8/7)



— KEY TRANSACTIONS —

- Placed on Injured Reserve (pectoral) on 12/7/21
- Signed a five-year contract extension (through 2026) with the Ravens on 10/1/20
- Selected by the Ravens in the first round (16th overall) of the 2017 NFL Draft...Declared for the NFL Draft following his redshirt sophomore season

— HONORS —

- Two-time *Associated Press* first-team All-Pro (2019, 2024)
- Four-time Pro Bowler (2019-20 & 2022, 2024)
- Team MVP by Baltimore media (2018)

— CAREER HIGHLIGHTS —

- Is one of two two players (also Ray Lewis) to register at least a dozen INTs (19) and FFs (15) in a Ravens career...Is one of three active players (also LB Lavonte David and DB Harrison Smith) to reach the marks
- Started all 16 games in which he appeared for Baltimore in 2024, tallying 67 tackles (50 solo), including a career-high 5 TFL, a half-sack, a career-high and AFC-best 6 INTs (including one pick-6) and 2 FFs, en route to earning his fourth Pro Bowl nod...Became the first player since 2009 (DB Charles Woodson) to record 5 TFL, 6 INTs and 2 FFs in a single season...Helped Baltimore's defense rank No. 1 against the run (80.1 ypg), No. 2 in sacks (54) and No. 5 (tied) in yards per play allowed (5.2)
- Started 10 games with Baltimore in 2023, registering 26 tackles, 1 TFL, 1 INT and 5 PD...Helped the Ravens' defense become the first unit in NFL history to lead the league in scoring (16.5), sacks (60) and takeaways (31)
- Started all 17 games en route to his third Pro Bowl nod in 2022, registering 71 tackles, 1 FF and single-season career-bests in sacks (3) and INTs (3, tied w/ 2019)...Finished as one of two DBs (also L'Jarius Sneed) to record at least 3 INTs and 3 sacks in 2022...Recorded his first-career game with multiple takeaways (1 INT & 1 FR) vs. Car. (11/20)...Helped Baltimore's defense rank in the Top 5 in four categories: No. 3 in points allowed per game (18.5), No. 3 in defensive red zone TD% (46.4), No. 3 in rushing yards per game (92.1) and No. 4 in third-down efficiency (34.9%)
- Earning his second-straight Pro Bowl selection in 2020, started all 15 games in which he played, posting 82 tackles (70 solo), 2.5 sacks, 4 TFL, 4 QBHs, 11 PD, 1 INT and a league-leading 8 FFs (also a Ravens' single-season record)...Helped Baltimore's defense rank No. 2 in both points allowed (18.9) and third-down efficiency (34.0%), also leading the NFL in FFs (25)

- In 2020, led the NFL with a Ravens franchise record 8 FFs, tying for the second most by a DB in NFL single-season history...He became the first DB to register at least 8 FFs and a sack (2.5) in a single season (records kept since 2000)
- Broke OLB Terrell Suggs' single-season franchise record of 7 FFs (2011) after a 2-FF performance at Cle. (12/14/20)
- In 2019, totaled 65 tackles, 3 INTs (-14 yards), a team-leading 14 PD, 3 FRs (2 were returned for TDs) and 2 FFs, helping the Ravens' defense rank No. 3 in points (17.6) and No. 4 in yards (300.6) allowed per game...Baltimore's 6 defensive TDs tied (TB) for No. 1 in the NFL
- Owns the longest FR in Ravens history, a 70-yard FR-TD recorded in the 37-20 victory vs. NE (11/3/19)
- Picked up a game-sealing WR DK Metcalf fumble and ran 18 yards to score his first-career TD (10/20/19 at Sea.)
- In 2018, produced 37 tackles, 2 INTs and led the Ravens with 15 PD, earning team MVP honors by Baltimore media
- As a rookie in 2017, totaled 34 tackles, 2 INTs and finished second on the team with 11 PD for a unit that led the league in both takeaways (34) and INTs (22)
- Posted his first-career INT (15 yards) at GB (11/19)
- Earned his first-career start in the 30-17 win at Oak. (10/8)

— PERSONAL —

- Father, Bobby, was a first-team All-American RB at Alabama in 1986 and 1987, ranking third in Crimson Tide career rushing yards (3,420)...Bobby became a 1989 first-round draft pick of the Denver Broncos, where he played three seasons and earned 1990 Pro Bowl honors...Bobby also played for the Miami Dolphins in 1992
- Mother, Barbara, set Alabama-Birmingham's still-standing record in the outdoor 400 meters (53.30)
- Older brother, Maudrecus, played WR at Arkansas and UAB...Older sister, Breona, ran track at UAB...Younger sister, Brittlely, was a standout hurdler at LSU
- During the 2019 offseason, earned his degree from Alabama, completing a pledge he made after declaring for the draft
- Spent much of the 2018, 2019 and 2021 offseasons serving as a volunteer track coach at Hoover (AL) HS

— 2024 SEASON HIGHLIGHTS —

- Started all 16 games in which he appeared, tallying 67 tackles (50 solo), including a career-high 5 TFL, a half-sack, a career-high and AFC-best 6 INTs (including one pick-6) and 2 FFs, en route to earning his fourth Pro Bowl nod...Became the first player since 2009 (DB Charles Woodson) to record 5 TFL, 6 INTs and 2 FFs in a single season...Helped Baltimore's defense rank No. 1 against the run (80.1 ypg), No. 2 in sacks (54) and No. 5 (tied) in yards per play allowed (5.2)

44 MARLON HUMPHREY

- Logged 7 tackles (5 solo), including 1 TFL, 1 FF and 1 PD in the 31-2 win at Hou. (12/25)...Baltimore's defense shut out the Texans, limiting them to just 211 total yards (58 rushing & 153 passing) and 4-of-15 (26.7%) on third down
- Recorded 3 tackles (2 solo), 1 PD and his first-career INT-TD (37-yard return) in the 34-17 win vs. Pit. (12/21), helping the defense limit the Steelers to 198 passing yards and 4-of-10 (40%) on third down
- Registered 5 tackles (2 solo), including his 20th career TFL, in the 35-14 win at NYG (12/15), helping the defense limit the Giants to 236 total yards (55 rushing & 181 passing) and 2-of-12 (16.7%) on third down
- Posted 3 tackles, including a half-sack (ILB Roquan Smith), vs. Phi. (12/1), helping the defense limit the Eagles to 112 passing yards and 4-of-12 (33%) on third down
- Recorded 3 solo tackles, including 1 TFL, 1 INT and 1 PD at (11/17), helping the defense limit the Steelers to 4-of-16 (25%) on third down and 0-of-4 (0%) in red zone TD efficiency
- Collected 5 solo tackles, 1 PD and 1 FF (recovered by ILB Roquan Smith), which led to a Ravens' TD on the ensuing offensive possession, in the 35-34 win vs. Cin. (11/7)...Recorded the 14th FF in his career, marking the most such by a Ravens DB in franchise history
- Posted 2 tackles and 2 INTs in the 41-31 win at TB (10/21), notching the first multi-INT game of his career...Baltimore's defense limited the Buccaneers to a 1-of-3 (33.3%) red zone TD efficiency
- Registered a team-high 9 tackles (8 solo), including 1 TFL, and 1 PD in the 30-23 victory vs. Was. (10/13), helping the defense limit the Commanders to 4-of-12 (33.3%) on third down
- Recorded 3 solo tackles, 1 PD and 1 INT in the 41-38 OT win at Cin. (10/6)
- Notched 6 tackles (4 solo) and 1 PD in the 35-10 win vs. Buf. (9/29)...Baltimore's defense held Buffalo to a season-low 236 total yards (81 rushing & 155 passing) and 3-of-13 (23.1%) on third down
- Recorded a career-high 10 tackles (8 solo), including 1 TFL, 1 INT and 1 PD vs. LV (9/15)...Became the sixth player in franchise history to register at least 10 tackles, 1 TFL and 1 INT in the same game

MARLON HUMPHREY'S NFL REGULAR SEASON DEFENSIVE STATISTICS

DATE	TEAM	GP	GS	TACKLES							QBH	INTERCEPTIONS					FUMBLES				ST					MISC	
				TK	S	A	TFL	YDS	SK	YDS		NO	YDS	LG	TD	PD	FF	FR	TD	YDS	TK	S	A	FF	FR	S	A
2017	Ravens	16	5	34	30	4	1	5	0.0	0.0	0	2	33	18	0	11	0	0	0	0	0	0	0	0	0	0	0
2018	Ravens	14	8	37	31	6	3	6	0.0	0.0	0	2	0	0	0	15	1	0	0	0	0	0	0	0	0	0	0
2019	Ravens	16	15	65	53	12	4	7	0.0	0.0	1	3	14	14	0	14	2	3	2	91	0	0	0	0	0	0	0
2020	Ravens	15	15	82	70	12	4	44	2.5	14.5	4	1	8	8	0	11	8	0	0	0	0	0	0	0	0	0	0
2021	Ravens	12	12	58	44	14	0	0	0.0	0.0	1	1	0	0	0	13	1	0	0	0	0	0	0	0	0	0	0
2022	Ravens	17	17	71	53	18	3	19	3.0	14.0	4	3	26	26	0	7	1	2	0	0	0	0	0	0	0	0	0
2023	Ravens	10	10	26	22	4	1	0	0.0	0.0	1	1	3	3	0	5	0	0	0	0	0	0	0	0	0	0	0
2024	Ravens	16	16	67	50	17	5	7	0.5	3.0	4	6	37	37t	1	15	2	0	0	0	0	0	0	0	0	0	0
NFL TOTALS		116	98	440	353	87	21	88	6.0	31.5	15	19	121	37T	1	91	15	5	2	91	0	0	0	0	0	0	0

MARLON HUMPHREY'S NFL POSTSEASON DEFENSIVE STATISTICS

DATE	TEAM	GP	GS	TACKLES							QBH	INTERCEPTIONS					FUMBLES				ST					MISC	
				TK	S	A	TFL	YDS	SK	YDS		NO	YDS	LG	TD	PD	FF	FR	TD	YDS	TK	S	A	FF	FR	S	A
2018	Ravens	1	1	1	1	0	0	0	0.0	0.0	0	0	0	0	0	0	0	0	0	0	0	0	0	0	0	0	0
2019	Ravens	1	1	2	2	0	0	0	0.0	0.0	0	0	0	0	0	0	0	0	0	0	0	0	0	0	0	0	0
2020	Ravens	2	2	7	5	2	0	0	0.0	0.0	0	0	0	0	0	1	0	0	0	0	0	0	0	0	0	0	0
2022	Ravens	1	1	6	6	0	0	0	0.0	0.0	0	0	0	0	0	0	0	0	0	0	0	0	0	0	0	0	0
2023	Ravens	1	0	1	1	0	0	0	0.0	0.0	0	0	0	0	0	0	0	0	0	0	0	0	0	0	0	0	0
2024	Ravens	2	2	8	4	4	0	0	0.0	0.0	1	0	0	0	0	0	0	0	0	0	0	0	0	0	0	0	0
NFL TOTALS		8	7	25	19	6	0	0	0.0	0.0	1	0	0	0	0	1	0	0	0	0	0	0	0	0	0	0	0

44 MARLON HUMPHREY

MARLON HUMPHREY'S SINGLE-GAME HIGHS: DEFENSIVE

Total Tackles

10 vs. Las Vegas Raiders, Sep 15, 2024

Solo Tackles

8 vs. Washington Commanders, Oct 13, 2024
...4 more at 8.

Sacks

1.0 vs. Denver Broncos, Dec 04, 2022
...4 more at 1.0.

Passes Defensed

4 vs. Tampa Bay Buccaneers, Dec 16, 2018

Forced Fumbles

2 at Cleveland Browns, Dec 14, 2020
...1 more at 2.

Fumble Recoveries

1 at New York Jets, Sep 11, 2022
...3 more at 1.

Tackles For Loss

Interceptions

Interception Return Yards

Safeties

Longest Opp Fumble Return

2 at Jacksonville Jaguars, Nov 27, 2022

2 at Tampa Bay Buccaneers, Oct 21, 2024

26 vs. Buffalo Bills, Oct 02, 2022

1 at Cleveland Browns, Dec 14, 2020

70 vs. New England Patriots, Nov 03, 2019

MARLON HUMPHREY'S SINGLE-GAME HIGHS - POSTSEASON: DEFENSIVE

Total Tackles

6 at Cincinnati Bengals, Jan 15, 2023

Solo Tackles

6 at Cincinnati Bengals, Jan 15, 2023

Passes Defensed

1 at Tennessee Titans, Jan 10, 2021

MARLON HUMPHREY'S 2024 GXG REGULAR-SEASON STATISTICS (RAVENS)

DATE	OPPONENT	P/S	TACKLES								INTERCEPTIONS					FUMBLES				ST				MISC				W/L	SCORE
			TK	S	A	SK	YDS	TFL	YDS	QBH	NO	YDS	LG	TD	PD	FF	FR	TD	YDS	TK	S	A	FF	FR	S	A	W/L		
09/05	at Chiefs	S	2	1	1	0.0	0.0	0	0	0	0	0	0	0	0	0	0	0	0	0	0	0	0	0	0	L	20-27		
09/15	Raiders	S	10	8	2	0.0	0.0	1	1	0	1	0	0	0	0	1	0	0	0	0	0	0	0	0	0	L	23-26		
09/22	at Cowboys	S	1	1	0	0.0	0.0	0	0	1	0	0	0	0	2	1	0	0	0	0	0	0	0	0	0	W	28-25		
09/29	Bills	S	6	4	2	0.0	0.0	0	0	0	0	0	0	0	0	2	0	0	0	0	0	0	0	0	0	W	35-10		
10/06	at Bengals	S	3	3	0	0.0	0.0	0	0	0	1	0	0	0	1	0	0	0	0	0	0	0	0	0	0	W	41-38+		
10/13	Commanders	S	9	8	1	0.0	0.0	1	2	0	0	0	0	0	1	0	0	0	0	0	0	0	0	0	0	W	30-23		
10/21	at Buccaneers	S	2	2	0	0.0	0.0	0	0	0	2	0	0	0	0	2	0	0	0	0	0	0	0	0	0	W	41-31		
10/27	at Browns		ON INACTIVE LIST																							L	24-29		
11/03	Broncos	S	1	1	0	0.0	0.0	0	0	0	0	0	0	0	0	1	0	0	0	0	0	0	0	0	0	W	41-10		
11/07	Bengals	S	5	5	0	0.0	0.0	0	0	1	0	0	0	0	1	1	0	0	0	0	0	0	0	0	0	W	35-34		
11/17	at Steelers	S	3	3	0	0.0	0.0	1	1	0	1	0	0	0	1	0	0	0	0	0	0	0	0	0	0	L	16-18		
11/25	at Chargers	S	3	2	1	0.0	0.0	0	0	1	0	0	0	0	1	0	0	0	0	0	0	0	0	0	0	W	30-23		
12/01	Eagles	S	3	0	3	0.5	3.0	0	0	1	0	0	0	0	0	0	0	0	0	0	0	0	0	0	0	L	19-24		
12/15	at Giants	S	5	2	3	0.0	0.0	1	1	0	0	0	0	0	0	0	0	0	0	0	0	0	0	0	0	W	35-14		
12/21	Steelers	S	3	2	1	0.0	0.0	0	0	0	1	37	37	1	1	0	0	0	0	0	0	0	0	0	0	W	34-17		
12/25	at Texans	S	7	5	2	0.0	0.0	1	2	0	0	0	0	0	1	1	0	0	0	0	0	0	0	0	0	W	31-2		
01/04	Browns	S	4	3	1	0.0	0.0	0	0	0	0	0	0	0	1	0	0	0	0	0	0	0	0	0	0	W	35-10		
2024 TOTALS			16-16	67	50	17	0.5	3.0	5	7	4	6	37	37T	1	15	2	0	0	0	0	0	0	0	0	0	12-5		
+ - Overtime																													

MARLON HUMPHREY'S 2024 GXG POSTSEASON STATISTICS (RAVENS)

			TACKLES								INTERCEPTIONS					FUMBLES					ST					MISC			
DATE	OPPONENT	P/S	TK	S	A	SK	YDS	TFL	YDS	QBH	NO	YDS	LG	TD	PD	FF	FR	TD	YDS	TK	S	A	FF	FR	S	A	W/L	SCORE	
01/11	Steelers	S	4	2	2	0.0	0.0	0	0	1	0	0	0	0	0	0	0	0	0	0	0	0	0	0	0	0	W	28-14	
01/19	at Bills	S	4	2	2	0.0	0.0	0	0	0	0	0	0	0	0	0	0	0	0	0	0	0	0	0	0	0	L	25-27	
2024 TOTALS			2-2	8	4	4	0.0	0.0	0	0	1	0	0	0	0	0	0	0	0	0	0	0	0	0	0	0	0	1-1	



50

ADISA ISAAC

OLB

6-4 | 253

COLLEGE: PENN STATE

AGE: 23 HOMETOWN: BROOKLYN, NY

EXP. (NFL/RAVENS): ROOKIE GP/GS (PLAYOFFS): 4/0



— KEY TRANSACTIONS —

- Passed his physical and was removed from NFI on 8/6/24
- Placed on the Non-Football Injury (NFI) list on 7/15/24
- Adisa Isaac was selected by the Ravens in the third round (93rd overall) of the 2024 NFL Draft

— COLLEGE HONORS —

- First-team All-Big Ten by media (2023)
- First-team All-American by *Sports Information Solutions* (2023)
- Second-team All-Big Ten by coaches (2023)
- Penn State's Defensive MVP (2023)
- Penn State's Reid-Robinson Award winner, which recognizes the team's most outstanding defensive lineman (2022-23)
- Preseason Reese's Senior Bowl watch list (2023)
- Third-team All-Big Ten by coaches (2022)
- All-Big Ten honorable mention by the media (2022)
- *College Sports Communicators* Comeback Player of the Year Watch List (2022)

— COLLEGE HIGHLIGHTS —

- Appeared in 46 games (26 starts) over five seasons (2019-23) at Penn State, totaling 92 tackles (47 solo), 31.5 TFL, 14.5 sacks, 15 QBHs, 2 FFs and 1 FR
- Started all 13 games as a redshirt senior in 2023, posting career highs in tackles (37), solo tackles (23), TFL (16), sacks (7.5) and his first-career FR... Ranked fourth in the Big Ten in TFL per game (1.2) and fifth in sacks per game (0.6)... Earned the coaching staff's Defensive Player of the Week twice in 2023 (vs. Massachusetts, 10/14; at Michigan State, 11/24)... Helped the defensive unit rank first in total yards allowed per game (223.3) and third in scoring (11.4) in all of FBS
- Started in all 13 games, totaling 28 tackles (15 solo), 4 sacks, 11 TFL and 8 QBHs, helping the team reach an 11-2 mark for the second time in his career... Finished tied for sixth in the Big Ten in TFL (11), which also tied for third among Big Ten defensive linemen
- Totaled 4 tackles (3 solo), 1.5 sacks (-8 yards), 2 TFL and 1 fourth-quarter FF – the first of his career – in the 79-0 blowout at Maryland (9/27/19)

— PERSONAL —

- Full name is Adisa Akil Isaac
- Has two brothers, Kyle Wiltshire and Y'ashua Isaac, and one sister, Tadj Isaac, all of whom are non-verbal and diagnosed with intellectual delay and developmental disability... Adisa helped his single mother, Lisa Wiltshire-Isaac, raise his siblings... Lisa has worked as a special education teacher for over 30 years, currently at PS 138 in Brooklyn, NY, with students from kindergarten through second grade
- Also has a 2-year old son, Jaxon
- Was involved in basketball, tap dance, choir, taekwondo and swimming as a kid... Started playing football in high school, first as a LB and WR before moving to DE
- Has volunteered at the Penn Wortman Center (Brooklyn, NY)
- Interned at State College Area High School in 2021, where he worked with kids with disabilities and sometimes worked overnight shifts
- Earned his degree in rehabilitation and human services in December 2023... Thinking of devoting his post-football life to helping children with disabilities, potentially counseling or teaching
- Given "The Chosen One" nickname by his high school football coach, Brian Ellis
- **Name is pronounced: ah-DEE-suh**

— NOTE THE QUOTE —

"Adisa has a great story. Patrick McDonough, one of our scouts, did a phenomenal job scouting him. He was his "Red Star" player this year, which is kind of cool, and we just feel like he's a Raven-type of guy who fits us in many different ways – his mentality and with his physical style of play. We're excited to get him."

— EVP & GM Eric DeCosta

— 2024 SEASON HIGHLIGHTS —

- Saw action in four games during his rookie season, registering 3 tackles, including 1 TFL, and 1 PD, while adding 1 ST tackle... Helped Baltimore's defense rank No. 1 against the run (80.1 ypg), No. 2 in sacks (54) and No. 5 (tied) in yards per play allowed (5.2)
- Recorded 3 tackles (1 solo), including his first TFL, in his NFL debut, the 35-10 win vs. Buf. (9/29)... Baltimore's defense held Buffalo to a season-low 236 total yards (81 rushing & 155 passing) and 3-of-13 (23.1%) on third down

ADISA ISAAC'S NFL REGULAR SEASON DEFENSIVE STATISTICS

		TACKLES										INTERCEPTIONS					FUMBLES				ST					MISC		
DATE	TEAM	GP	GS	TK	S	A	TFL	YDS	SK	YDS	QBH	NO	YDS	LG	TD	PD	FF	FR	TD	YDS	TK	S	A	FF	FR	S	A	
2024	Ravens	4	0	3	1	2	1	4	0.0	0.0	0	0	0	0	0	1	0	0	0	0	1	1	0	0	0	0	0	0
NFL TOTALS		4	0	3	1	2	1	4	0.0	0.0	0	0	0	0	0	1	0	0	0	0	1	1	0	0	0	0	0	0

50 ADISA ISAAC

ADISA ISAAC'S NFL POSTSEASON DEFENSIVE STATISTICS

		TACKLES										INTERCEPTIONS					FUMBLES				ST				MISC		
DATE	TEAM	GP	GS	TK	S	A	TFL	YDS	SK	YDS	QBH	NO	YDS	LG	TD	PD	FF	FR	TD	YDS	TK	S	A	FF	FR	S	A
2024	Ravens	0	0	0	0	0	0	0	0.0	0.0	0	0	0	0	0	0	0	0	0	0	0	0	0	0	0	0	0
NFL TOTALS		0	0	0	0	0	0	0	0.0	0.0	0	0	0	0	0	0	0	0	0	0	0	0	0	0	0	0	0

ADISA ISAAC'S SINGLE-GAME HIGHS: DEFENSIVE

Total Tackles

3 vs. Buffalo Bills, Sep 29, 2024

ADISA ISAAC'S 2024 GXG REGULAR-SEASON STATISTICS (RAVENS)

			TACKLES							INTERCEPTIONS							FUMBLES				ST				MISC				
DATE	OPPONENT	P/S	TK	S	A	SK	YDS	TFL	YDS	QBH	NO	YDS	LG	TD	PD	FF	FR	TD	YDS	TK	S	A	FF	FR	S	A	W/L	SCORE	
09/05	at Chiefs											ON INACTIVE LIST																L	20-27
09/15	Raiders											ON INACTIVE LIST																L	23-26
09/22	at Cowboys											ON INACTIVE LIST																W	28-25
09/29	Bills	P	3	1	2	0.0	0.0	1	4	0	0	0	0	0	0	0	0	0	0	0	0	0	0	0	0	0	0	W	35-10
10/06	at Bengals											ON INACTIVE LIST																W	41-38+
10/13	Commanders											ON INACTIVE LIST																W	30-23
10/21	at Buccaneers											ON INACTIVE LIST																W	41-31
10/27	at Browns											ON INACTIVE LIST																L	24-29
11/03	Broncos											ON INACTIVE LIST																W	41-10
11/07	Bengals											INACTIVE																W	35-34
11/17	at Steelers	P	0	0	0	0.0	0.0	0	0	0	0	0	0	0	1	0	0	0	0	0	0	0	0	0	0	0	0	L	16-18
11/25	at Chargers	P	0	0	0	0.0	0.0	0	0	0	0	0	0	0	0	0	0	0	0	0	0	0	0	0	0	0	W	30-23	
12/01	Eagles	P	0	0	0	0.0	0.0	0	0	0	0	0	0	0	0	0	0	0	0	1	1	0	0	0	0	0	L	19-24	
12/15	at Giants											INACTIVE																W	35-14
12/21	Steelers											INACTIVE																W	34-17
12/25	at Texans											INACTIVE																W	31-2
01/04	Browns											ON INACTIVE LIST																W	35-10
2024 TOTALS		4-0	3	1	2	0.0	0.0	1	4	0	0	0	0	0	1	0	0	0	0	1	1	0	0	0	0	0	0	12-5	
+ - Overtime																													

+ - Overtime

ADISA ISAAC'S 2024 GXG POSTSEASON STATISTICS (RAVENS)

			TACKLES					INTERCEPTIONS					FUMBLES					ST					MISC					
DATE	OPPONENT	P/S	TK	S	A	SK	YDS	TFL	YDS	QBH	NO	YDS	LG	TD	PD	FF	FR	TD	YDS	TK	S	A	FF	FR	S	A	W/L	SCORE
01/11	Steelers		INACTIVE																								W	28-14
01/19	at Bills		INACTIVE																								L	25-27
2024 TOTALS			0	0	0	0.0	0.0	0	0	0	0	0	0	0	0	0	0	0	0	0	0	0	0	0	0	0	1-1	

ADISA ISAAC'S COLLEGE DEFENSIVE STATISTICS

		TACKLES										INTERCEPTIONS					FUMBLES				ST					MISC	
DATE	TEAM	GP	GS	TK	S	A	TFL	YDS	SK	YDS	QBH	NO	YDS	LG	TD	PD	FF	FR	TD	YDS	TK	S	A	FF	FR	S	A
2019	Penn St.	11	0	14	4	10	3.0	13.0	1.5	8.0	0	0	0	0	0	0	1	0	0	0	0	0	0	0	0	0	0
2020	Penn St.	9	0	13	5	8	1.5	15.0	1.5	15.0	2	0	0	0	0	0	0	0	0	0	0	0	0	0	0	0	0
2021	Penn St.	0	0	0	0	0	0.0	0.0	0.0	0.0	0	0	0	0	0	0	0	0	0	0	0	0	0	0	0	0	0
2022	Penn St.	13	13	28	15	13	11.0	49.0	4.0	32.0	8	0	0	0	0	0	0	0	0	0	0	0	0	0	0	0	0
2023	Penn St.	13	13	37	23	14	16.0	77.0	7.5	58.0	5	0	0	0	0	0	1	1	0	0	0	0	0	0	0	0	0
TOTALS		46	26	92	47	45	31.5	154.0	14.5	113.0	15	0	0	0	0	0	2	1	0	0	0	0	0	0	0	0	0



83

TE

6-6 / 232

QADIR ISMAIL

COLLEGE: SAMFORD

AGE: 24 HOMETOWN: BEL AIR, MD

EXP. (NFL/RAVENS): ROOKIE GP/GS (PLAYOFFS): 0/0



— KEY TRANSACTIONS —

- Placed on Practice Squad Injured Reserve on 10/18/24
- Waived by Baltimore on 8/27/24 and signed to the practice squad on 8/28/24
- Signed with the Ravens as an undrafted rookie free agent on 5/20/24

— COLLEGE —

- Appeared in 26 games across stops at Villanova (2018-21) and Samford (2022-23), totaling 27 receptions for 338 yards... Played QB his freshman season (2018) at Villanova, seeing action in three games (one start), completing 11-of-29 passes for 180 yards, 1 TD and 1 INT
- Appeared in 11 games during the 2023 season at Samford, accumulating 13 receptions for 135 yards (10.5 avg.)... Caught 3 passes for 60 yards in the season opener against Shorter
- Participated in three games at Samford in 2022, posting 3 catches for 21 yards (7.0 avg.)
- Saw action in nine games in 2021 with Villanova, recording 11 receptions for 182 yards (16.6 avg.)... Notched 3 catches for 61 yards (20.3 avg.) in the season finale against South Dakota State
- Did not see game action during the 2019-20 seasons
- Played in three games (one start) at QB in 2018, completing 11-of-29 passes for 180 yards, 1 TD and 1 INT, while adding 19 rushing yards on 12 carries... Completed 8-of-17 passes for 132 yards, 1 TD and 1 INT in his first collegiate start against Richmond

— HIGH SCHOOL/PERSONAL —

- Prepped at The John Carroll School (Bel Air, MD), where he earned first-team All-League and All-County recognition... Garnered All-MIAA honors and was a Crab Bowl All-Star... Posted 2,000 passing yards, 500 rushing yards and 25 TDs over his high school career
- Father, Qadry, enjoyed a 10-year NFL career (1993-2002), spending three years (1999-2001) in Baltimore... Mother, Holly, played college basketball at Syracuse
- Sister, Qalea, played college basketball at Princeton... Brother, Qadry, played college football at Mercyhurst
- Name is pronounced: KUH-deer**

— 2024 SEASON HIGHLIGHTS —

- Spent the season on Baltimore’s practice squad and on Injured Reserve

QADIR ISMAIL'S NFL REGULAR SEASON RUSHING/RECEIVING STATISTICS													
		RECEIVING							RUSHING				
DATE	TEAM	GP	GS	NO.	YDS.	AVG.	LG	TD	NO.	YDS.	AVG.	LG	TD
2024	Ravens	0	0	0	0	0.0	0	0	0	0	0.0	0	0
NFL TOTALS		0	0	0	0	0.0	0	0	0	0	0.0	0	0

QADIR ISMAIL'S NFL POSTSEASON RUSHING/RECEIVING STATISTICS													
		RECEIVING							RUSHING				
DATE	TEAM	GP	GS	NO.	YDS.	AVG.	LG	TD	NO.	YDS.	AVG.	LG	TD
2024	Ravens	0	0	0	0	0.0	0	0	0	0	0.0	0	0
NFL TOTALS		0	0	0	0	0.0	0	0	0	0	0.0	0	0

QADIR ISMAIL'S NFL REGULAR SEASON RETURN STATISTICS													
		KICKOFF RETURNS					PUNT RETURNS						
DATE	TEAM	RET.	YDS.	AVG.	LG	TD	NO.	FC	YDS.	AVG.	LG	TD	
2024	Ravens	0	0	0.0	0	0	0	0	0	0.0	0	0	
NFL TOTALS		0	0	0.0	0	0	0	0	0	0.0	0	0	

83 QADIR ISMAIL

QADIR ISMAIL'S NFL POSTSEASON RETURN STATISTICS

KICKOFF RETURNS							PUNT RETURNS					
DATE	TEAM	RET.	YDS.	AVG.	LG	TD	NO.	FC	YDS.	AVG.	LG	TD
2024	Ravens	0	0	0.0	0	0	0	0	0	0.0	0	0
NFL TOTALS		0	0	0.0	0	0	0	0	0	0.0	0	0

QADIR ISMAIL'S 2024 GXG REGULAR-SEASON STATISTICS (RAVENS)

RECEIVING							RUSHING						W/L	SCORE
DATE	OPPONENT	P/S	NO.	YDS.	AVG.	LG	TD	NO.	YDS.	AVG.	LG	TD		
09/05	at Chiefs							PRACTICE SQUAD					L	20-27
09/15	Raiders							PRACTICE SQUAD					L	23-26
09/22	at Cowboys							PRACTICE SQUAD					W	28-25
09/29	Bills							PRACTICE SQUAD					W	35-10
10/06	at Bengals							PRACTICE SQUAD					W	41-38+
10/13	Commanders							PRACTICE SQUAD					W	30-23
10/21	at Buccaneers							PRACTICE SQUAD/INJURED RESERVE					W	41-31
10/27	at Browns							PRACTICE SQUAD/INJURED RESERVE					L	24-29
11/03	Broncos							PRACTICE SQUAD/INJURED RESERVE					W	41-10
11/07	Bengals							PRACTICE SQUAD/INJURED RESERVE					W	35-34
11/17	at Steelers							PRACTICE SQUAD/INJURED RESERVE					L	16-18
11/25	at Chargers							PRACTICE SQUAD/INJURED RESERVE					W	30-23
12/01	Eagles							PRACTICE SQUAD/INJURED RESERVE					L	19-24
12/15	at Giants							PRACTICE SQUAD/INJURED RESERVE					W	35-14
12/21	Steelers							PRACTICE SQUAD/INJURED RESERVE					W	34-17
12/25	at Texans							PRACTICE SQUAD/INJURED RESERVE					W	31-2
01/04	Browns							PRACTICE SQUAD/INJURED RESERVE					W	35-10
2024 TOTALS		0-0	0	0	0.0	0	0	0	0	0.0	0	0	12-5	

+ - Overtime

QADIR ISMAIL'S 2024 GXG POSTSEASON STATISTICS (RAVENS)

RECEIVING							RUSHING						W/L	SCORE
DATE	OPPONENT	P/S	NO.	YDS.	AVG.	LG	TD	NO.	YDS.	AVG.	LG	TD		
01/11	Steelers							PRACTICE SQUAD/INJURED RESERVE					W	28-14
01/19	at Bills							PRACTICE SQUAD/INJURED RESERVE					L	25-27
2024 TOTALS		0-0	0	0	0.0	0	0	0	0	0.0	0	0	1-1	



8

QB

6-2 | 205



LAMAR JACKSON

COLLEGE: LOUISVILLE

AGE: 28 HOMETOWN: POMPANO BEACH, FL

EXP. (NFL/RAVENS): 7/7 GP/GS (PLAYOFFS): 103/94 (8/8)



— KEY TRANSACTIONS —

- Signed a five-year contract extension (through 2027) with the Baltimore Ravens
- Lamar Jackson was selected by the Ravens in the first round (32nd overall) of the 2018 NFL Draft

— HONORS —

- Two-time *Associated Press* NFL MVP (2019, 2023)
 - Three-time *PFWA* NFL MVP (2019, 2023-24)
 - Three-time *Associated Press* first-team All-Pro (2019, 2023-24)
 - Four-time Pro Bowler (2019, 2021, 2023-24)
 - Maxwell FB Club's Bert Bell Pro Player of the Year (2019, 2023)
 - *PFWA* Offensive Player of the Year (2019)
 - *Sporting News* Offensive Player of the Year (2019, 2023)
 - Ranked the league's No. 1 player, as voted by his peers, on the NFL Network's Top 100 List (2020)
 - Three-time *PFWA* All-NFL Team (2019, 2023-24)
 - Three-time *PFWA* All-AFC Team (2019, 2023-24)
 - Three-time *Sporting News* All-Pro Team (2019, 2023-24)
 - FedEx Air Player of the Year (2019)
 - Four-time Ravens team MVP, as voted on by the local media (2019-20, 2023-24)
 - Three-time NFL 101 Awards' AFC Offensive Player of the Year (2019, 2023-24)
 - Pro Bowl Offensive MVP (2019)
 - Four-time AFC Offensive Player of the Month (October 2024, December-January 2023, September 2022, November 2019)
 - 13-time AFC Offensive Player of the Week (Week 10, 2024; Week 7, 2024; Week 5, 2024; Week 17, 2023; Week 7, 2023; Week 5, 2021; Week 14, 2020; Week 1, 2020; Week 15, 2019; Week 12, 2019; Week 10, 2019; Week 9, 2019; Week 1, 2019)
 - Four-time FedEx Air NFL Player of the Week (Week 17, 2023; Week 12, 2019; Week 10, 2019; Week 1, 2019)
 - FedEx Ground NFL Player of the Week (Week 6, 2019)
 - NFL Offensive Rookie of the Month (December 2018)
- ### — CAREER HIGHLIGHTS —
- Jackson (2019 & 2023) is the 11th player in NFL history to win multiple MVP honors, joining Peyton Manning (5), Aaron Rodgers (4), Tom Brady (3), Jim Brown (3), Brett Favre (3), Johnny Unitas (3), Patrick Mahomes (2), Joe Montana (2), Kurt Warner (2) & Steve Young (2)...Only Jackson, Mahomes, Favre & Brown have been named league MVP multiple times at age 27 or younger
 - Is 70-24 (.745) as a regular season starter, ranking fourth by a QB (min. 50 starts) since 1970, trailing only Patrick Mahomes (.795), Tom Brady (.754) & Roger Staubach (.743)
 - Jackson's four career games with a perfect passer rating (min. 15 attempts) rank No. 1 in NFL history...Is one of two QBs (also Ben Roethlisberger) in NFL history with multiple outings notching perfect passer rating and at least 5 passing TDs...Is the third QB ever with eight career games with a 150+ passer rating (min. 15 attempts in each game), joining Drew Brees (eight) and Ben Roethlisberger (eight)
 - Owns the most rushing yards (6,173) by a QB in NFL history, passing Michael Vick (6,109) on 12/25/24 (at Hou.)
 - Owns QB records for most 100-yard rushing performances (14) and 50-yard rushing performances (63) in a career
 - Owns the most 800- (four), 700- (six) and 600-yard (seven) rushing seasons, respectively, by a QB in NFL history...Is also tied (with Cam Newton) for the most 500-yard (seven) rushing seasons
 - Has six career outings with at least 5 passing TDs, tying Peyton Manning and Patrick Mahomes for the most within the first seven seasons of an NFL career...His six performances with at least 5 TD grabs without throwing a pick are two more than the next most (Peyton Manning & Patrick Mahomes - 4) by a player within the first seven years of a career
 - Is the only QB in NFL history with multiple 3+ passing TD and 100+ rushing yard performances (9/25/22 at NE, 9/18/22 vs. Mia., 11/7/21 vs. Min. & 12/22/19 at Cle.)
 - Owns the league's only two performances with at least 200 passing yards, 100 rushing yards and multiple rushing TDs (9/24/23 vs. Ind & 9/19/21 vs. KC) since the 1970 merger
 - Compiled a 38-12 in his first 50 QB starts, tying Tom Brady (38) and Danny White (38) for the third-most wins by a QB in the first 50 starts of an NFL career, trailing only Patrick Mahomes (40) and Hall of Famer Ken Stabler (40)
 - In 2024, became the first player in NFL history to produce at least 4,000 passing yards and 800 (and thus 900) rushing yards in a single season and the first player in NFL history to finish a season with 40+ passing TDs and 4 or fewer INTs (2024)...Also recorded seven games with a passer rating of at least 135, setting an NFL single-season record...His 119.6 passer rating in 2024 stands as the fourth-best single-season mark in NFL history
 - On 12/15/24, became the first player in NFL history to complete 80% of his passes for at least 250 yards and 5 TDs with 0 INTs, while adding 50-plus rushing yards, in a regular season game

8 LAMAR JACKSON

- On 10/6/24 at Cin., became the first player in NFL history with multiple single-game performances of at least 300 passing yards, 4 passing TDs and 50 rushing yards (also 10/11/21 vs. Ind.)
- Started in all 17 games in 2024, completing 316-of-474 passes (66.7%) for career highs in passing yards (4,172 yards), passing TDs (41, franchise record), passer rating (119.6, league high & franchise record) and yards per attempt (8.8, league high & franchise record), while throwing 4 INTs for a career-best 10.3 TD-to-INT ratio (league high & franchise record), en route to his fourth-career Pro Bowl... Also added 915 rushing yards and 4 TDs on a league-best 6.6 yards per carry... Guided the NFL's No. 1 offense in yards per game (424.9), yards per play (6.8 – third-best single-season mark in NFL history) and red zone efficiency (74.2%) and No. 3 in points per game (30.5), while setting a franchise single-season record with 7,224 net yards... Baltimore's rushing attack also averaged an NFL-best 187.6 yards per game and 5.8 yards per carry (best figure in single-season NFL history)
- Earned his second MVP honor (also 2019) and was named a first-team All-Pro and Pro Bowl performer after completing 307-of-457 passes (67.2%) for a career-high 3,678 yards, 24 TDs and 7 INTs, producing the NFL's fourth-best passer rating (102.7 rating) in 2023... Also led the Ravens' rushing attack with 821 yards and 5 TDs, averaging a league-best 5.5 yards per carry... Became the only QB in NFL history with multiple seasons (also 2019 MVP campaign) reaching the incredible 3,000 passing/800 rushing milestone... Guided an offense that ranked fourth in scoring (28.4 ppg) and No. 6 in total yards (370.4 ypg)... Improved to 58-19 (.753) as the Ravens' starter in regular season play
- Posted the NFL's first-ever performance (regular + postseason) with 100+ rushing yards, 100+ passer rating, 2+ passing TDs and 2+ rushing TDs in the AFC Divisional Win vs. Hou. (1/20/24)
- Recorded his 50th regular season win in his 68th-career start vs. Det. (10/22/23), marking the fifth-fewest starts by a QB to reach 50 regular season wins in the Super Bowl Era... Only QBs Ken Stabler (62 starts), Patrick Mahomes (63), Tom Brady (65) and Famer Roger Staubach (67) reached the mark in fewer starts
- Recorded his first-career game with at least 2 passing TDs and 2 rushing TD in a 28-3 victory at Cle. (10/1/23)
- Started 12 games in 2022, completing 203-of-326 passes for 2,242 yards, 17 TDs and 7 INTs (91.1 rating), while adding 112 carries for 764 yards (6.8 avg.) and 3 TDs... Became the first player in NFL history to record 10,000 passing yards and 4,000 rushing yards in any five-year span of a career... Also surpassed Hall of Famer Steve Young (4,437) for the fifth-most rushing yards (4,308) by a QB in NFL history... Spearheaded the NFL's No. 2 rush offense (160.2 ypg), which produced the league's most rushes (88) of 10+ yards and most games (12) with 150+ rushing yards
- On 9/25/22 at NE, produced the second game in NFL history (also QB Randall Cunningham in 1990) with 4 passing TDs, 100 rushing yards and 1 rushing TD
- On 9/18/22 vs. Mia., became the first player in NFL history to record 300 passing yards, 3 passing TDs, while adding 100 rushing yards and 1 rushing TD in a single game... Also became the first player in NFL history to record a pass TD and rush TD of 75-plus yards each
- In 12 starts in 2021, completed 246-of-382 passes for 2,882 yards, 16 TDs and 13 INTs (87.0 rating), while adding team-high 767 yards and 2 TDs... Earning his second-career Pro Bowl nod, recorded at least 200 passing and 50 rushing yards in seven games, tying Randall Cunningham (1990) and Jackson's 2019 campaign for the most such performances in single-season NFL history
- In 2021, eclipsed 3,000 rushing yards in his 48th-career game, becoming the fastest QB in NFL history to reach that mark (Mike Vick – 61 games)
- Surpassed Hall of Famer Dan Marino on 10/17/21 vs. LAC by becoming the first QB in league history to reach 35 career victories before the age of 25
- On 10/11/21 vs. Ind., Jackson threw for a career-high (and single-game franchise record) 442 yards, surpassing his previous mark of 324 at Miami in 2019... Jackson passed for 4 TDs and 0 INTs, completing 86% of his passes (37-of-43)... He became the first player in NFL history to pass for 400 yards while also completing at least 85% of his passes, and his 86% completion rate was the highest of any player in NFL history with at least 40 attempts
- Started 15 games in 2020, completing 242-of-376 passes for 2,757 yards and 26 TDs, while adding a team-high 1,005 rushing yards to become the first QB in NFL history to record multiple 1,000-yard rushing seasons... Led a Baltimore offense that produced the NFL's No. 1 rushing attack (191.9 ypg), which posted the third-most yards (3,071) ever in a 16-game NFL season... Baltimore also owned the seventh-best scoring offense (29.3 ppg) and fourth-best third-down offense (48.8%)
- In 2020, tied Dan Marino for the best record through a QB's first 30 starts (25-5) in NFL history... Also became the fastest QB to produce 30 regular season wins in NFL history, doing so in just his 37th start
- In 2020, Jackson rushed for 1,005 yards, becoming the first QB in NFL history with multiple 1,000-rush yard seasons
- In 2020, became the first player in NFL history to reach 5,000 passing yards and 2,500 rushing yards in the first three years of a career
- In 2020, Jackson became the fastest QB in league history (35 games) to reach 5,000 passing yards and 2,000 rushing yards
- Completed 17-of-24 passes for 179 yards, while adding a team-high 136 of Baltimore's postseason franchise-best 236 rushing yards in the 20-13 Wild Card Playoff win at Ten. (1/10/21)... His 136 rushing yards were the third most by a QB in NFL postseason history, and he joined QB Colin Kaepernick as the only QBs in NFL playoff history with multiple 100-yard rushing outputs

8 LAMAR JACKSON

- Named the 2019 NFL MVP, earning all 50 first-place votes to make him only the second unanimous MVP in NFL history (Tom Brady, 2010)...Became the youngest QB to ever win MVP, at 22 years and 358 days old (on Dec. 31, 2019)
- In 2019, Jackson (36/7) became the third QB in NFL history to produce at least 35 passing TDs & 7 rushing TDs in a season...Steve Young (35/7 in 1994) & Cam Newton (35/10 in 2015) also won MVP honors after accomplishing this feat...Josh Allen joined the group with a 37/8 season in 2020
- In his 2019 NFL MVP campaign, led the Ravens to their first-ever No. 1 playoff seed and second-consecutive AFC North Division title, while producing one of the greatest seasons ever by an NFL QB...Completed 265-of-401 passes for 3,127 yards and an NFL-high 36 TDs (also a franchise record)
- In 2019, tallied 1,206 rushing yards (sixth in the league), which are the most by a QB in NFL single-season history...Helped Baltimore set a new NFL single-season team record for rushing yards (3,296)...Became the first QB in NFL history to produce at least 3,000 passing yards and 1,000 rushing yards in a season
- Baltimore produced the NFL's No. 1 scoring offense (33.2 ppg) in 2019, also setting new single-season franchise records for total TDs (64), points (531), rushing yards (3,296) and total net yards (6,521)
- In 2019, the Ravens became the first team in NFL history to average at least 200 rushing (206.0) and 200 net passing (201.6) yards per game in a season
- Set a Ravens' single-season passing TDs record (36) and had his fifth 100-yard rushing game of the year, extending his NFL single-season record by a QB, at Cle. (12/22/19)
- In the Divisional Playoff vs. Ten. (1/11/20), became the first player in NFL history with at least 350 passing yards and 100 rushing yards in a game (includes regular season and playoffs)...His 365 passing yards and the Ravens' 530 yards of offense set new franchise playoff single-game records
- Set the NFL single-season rushing record for a QB and threw 5 TD passes in a game for the third time in 2019 in Week 15 vs. NYJ (12/12)...Became the sixth QB in NFL history to have at least three 5-TD passing games in a season
- Registered at least 60 rushing yards in nine-straight games (Weeks 4-12) in 2019, ranking as the then-most consecutive 60+ rushing outputs by a QB in NFL single-season history
- On 11/25/19 at LAR, became the youngest player in NFL history with multiple 5-passing TD games in a season...Became the first player ever to record 3,000-plus passing yards and 1,500-plus rushing yards in his first two seasons...Became the first player ever to throw 4 TDs and have at least 50 rushing yards in back-to-back games
- On 11/17/19 vs. Hou., Jackson surpassed Cam Newton (1,447 yards) for the most rushing yards by a QB through the first two seasons of a career in NFL history
- On 11/10/19 at Cin., became the second player (QB Ben Roethlisberger, 2007) in NFL history to produce a perfect passer rating (158.3) in multiple games in a single season...Also had a 158.3 rating on 9/8/19 at Mia.
- On 10/13/19 vs. Cin., became the first player ever with at least 200 passing yards and 150 rushing yards in a regular season game...His 152 rushing yards stand as the third most by a QB in NFL single-game regular season history
- On 10/6/19 at Pit., tied Robert Griffin III as the fastest QB in NFL history to reach 1,000 career rushing yards (21 games)
- On 9/15/19 vs. Ari., became the first player in league history to throw for at least 250 yards and rush for at least 120 yards in a game, in the 23-17 win vs. Ari.
- On 9/8/19 at Mia., registered then-career highs in passing yards (324) and TDs (5) to produce a perfect 158.3 QB rating...Became the first QB in team history to post a perfect passer rating, also setting a then-franchise record in completion percentage (85.0%)...Led the charge in producing team records in total yards (643) and points (59)
- On 9/8/19 at Mia., became the seventh QB in NFL history to record at least 300 passing yards, 5 TDs and a perfect 158.3 passer rating...He is also the youngest NFL QB ever to register a perfect passer rating
- In 2018, helped lead the Ravens to the AFC North title, completing 99-of-170 passes for 1,201 yards and 6 TDs...Started the regular season's last seven games and led Baltimore to a 6-1 record
- As a rookie, produced 695 rushing yards and 5 TDs for the NFL's No. 2 rush attack (152.6 ypg)...His 695 rushing yards were the most among NFL QBs in 2018
- Became the youngest QB to start a playoff game in NFL history (21 years, 364 days), completing 14-of-29 passes for 194 yards and 2 TDs in the WC playoff vs. LAC (1/6/19)
- Made his first-career start, replacing QB Joe Flacco (hip) in the 24-21 win vs. Cin. (11/18/18)...Completed 13-of-19 passes for 150 yards and 1 INT, adding 119 rushing yards on 26 carries...Marked the first time in NFL history that a team had a rookie QB and RB (Gus Edwards, 115) each surpass 100 rushing yards in a game...His 119 rushing yards were the then-second most by a rookie QB since the 1970 merger, with only Robert Griffin III having more (138 on 10/14/12)
- Completed his first-career TD pass to fellow rookie TE Hayden Hurst on a 26-yard completion at Car. (10/28/18)

— PERSONAL —

- Established Forever Dreamers, a non-profit organization that encourages youth to dream big and chase their dreams
- Author of the children's book "I dream, You Dream, Let Us Dream," which inspires youth to dream, work hard and commit to making their aspirations become reality
- Created the Era 8 Apparel clothing line
- Owns the "Play Action Soulfood & More" restaurant in Pompano Beach, FL
- Participated in 2024 Paris Fashion Week and visited Munich, Germany, for a visit with FC Bayern's Alphonso Davies...Also took part in a flag football clinic for local athletes
- Was awarded a key to the city of his hometown Pompano Beach, FL, in May 2017

8 LAMAR JACKSON

- Played neighborhood football with Titans WR Calvin Ridley, competed in Pee Wee vs. former Ravens WR Marquise Brown and played against former Ravens QB Tyler Huntley in high school...In a battle of unbeaten teams in 2014, the two star QBs combined for 8 TDs, with Huntley's Hallandale Chargers eventually securing the victory

— 2024 SEASON HIGHLIGHTS —

- Started in all 17 games, completing 316-of-474 passes (66.7%) for career highs in passing yards (4,172 yards), passing TDs (41, franchise record), passer rating (119.6, league high & franchise record) and yards per attempt (8.8, league high & franchise record), while throwing 4 INTs for a career-best 10.3 TD-to-INT ratio (league high & franchise record), en route to his fourth-career Pro Bowl...Also added 915 rushing yards and 4 TDs on a league-best 6.6 yards per carry...Became the first player in NFL history to produce at least 4,000 passing yards and 800 (and thus 900) rushing yards in a single season...Also became the first player in NFL history to finish a season with 40+ passing TDs and 4 or fewer INTs...Recorded seven games with a passer rating of at least 135, setting an NFL single-season record, while his 119.6 passer rating stands as the fourth-best single-season mark in NFL history...Guided the NFL's No. 1 offense in yards per game (424.9), yards per play (6.8 – third-best single-season mark in NFL history) and red zone efficiency (74.2%) and No. 3 in points per game (30.5), while setting a franchise single-season record with 7,224 net yards...Baltimore's rushing attack also averaged an NFL-best 187.6 yards per game and 5.8 yards per carry (best figure in single-season NFL history)
- Completed 18-of-25 passes for 254 passing yards, 2 TDs and 1 INT (114.4 rating) in the Divisional Playoff at Buf. (1/19/25)...Also added 39 rushing yards on 6 attempts...Became the first player in NFL history to throw for at least 1,500 yards (1,753) and run for 500 yards (641) in the first eight postseason games of a career
- Completed 16-of-21 passes for 175 yards and 2 TDs (132.0 passer rating – franchise playoff record) to go along with 81 rushing yards on 15 attempts (5.4 avg.), in the 28-14 Wild Card win vs. Pit. (1/11/25)...Baltimore recorded the most playoff rushing yards (299) in single-game franchise history
- Completed 16-of-31 passes for 170 yards and 2 TDs (92.8 passer rating) to go along with 63 rushing yards on 9 attempts (7.0 avg.), in the 35-10 win vs. Cle. (1/4)...Surpassed 20,000 career passing yards (20,059)
- Completed 10-of-15 passes for 168 yards and 2 TDs (143.9 passer rating) to go along with 87 rushing yards and 1 rushing TD on 4 carries in the 31-2 win at Hou. (12/25)...Owning 6,110 career rushing yards at the final whistle, surpassed Michael Vick (6,109) for the most rushing yards by a QB in NFL history...Recorded his seventh game with 135-plus passer rating, an NFL single-season record...Became the third player in NFL history with multiple TD passes and no INTs in 10-or-more games in a season, joining Tom Brady (2010) and Aaron Rodgers (2021, 2020, 2016, 2014)
- Completed 15-of-23 passes for 207 yards, 3 TDs and 1 INT (115.4 passer rating) in the 34-17 win vs. Pit. (12/21)...With his third-quarter TD strike to TE Mark Andrews, Jackson (37 passing TDs) surpassed his own single-season franchise record for passing TDs (36) set in 2019...Also set a new personal single-season high in passing yards (3,787), surpassing his previous best of 3,678 yards during his 2023 MVP season
- Completed 21-of-25 passes for 290 yards and 5 TDs with 0 INTs (154.6 passer rating), while also adding 6 carries for 65 yards, in the 35-14 win at NYG (12/15)...Became the first player in NFL history to complete 80% of his passes for at least 250 yards and 5 TDs with 0 INTs, while adding 50-plus rushing yards, in a regular season game...Tallied his sixth outing with at least 5 passing TDs and 0 INTs, good for the third most by a QB in NFL history, trailing only Tom Brady (eight) and Drew Brees (eight)...Became the second QB in NFL history to reach 6,000 rushing yards in a career, joining Mike Vick (6,109)
- Completed 23-of-36 passes for 237 yards, 2 TDs and 0 INTs (101.3 rating) vs. Phi. (12/1)...Also added 8 carries for 79 yards (9.9 avg.) in the contest...Recorded his 10th game of the season with a passer rating of 100-or-better, marking a single-season franchise record...Surpassed 600 rushing yards for the seventh time in his career (2018-24), totaling three more 600-yard rushing seasons than any other QB in NFL history (Cam Newton and Mike Vick – four)
- Completed 16-of-22 passes for 177 yards and 2 TDs (to WR Rashod Bateman & TE Mark Andrews) for a 126.5 passer rating, while adding 15 rushing yards and a ground score, in the MNF win at LAC (11/25)...Extended his streak of consecutive games with a passing TD to 19...With a 10-yard rushing TD in the second quarter, broke a tie with RB Willis McGahee for the third-most rushing TDs (32) in Ravens history, behind only Jamal Lewis (45) and Ray Rice (37)
- En route to AFC Offensive Player of the Week honors, completed 25-of-33 attempts for 290 yards, 4 TDs (to four different targets) and a 141.4 passer rating in the 35-34 win vs. Cin. (11/7)...Became the fourth QB in NFL history to record a passer rating of 100-or-higher in eight consecutive games within a season, joining Tom Brady, Pro Football Hall of Famer Peyton Manning and Aaron Rodgers...Connected on the longest pass completion of his career with an 84-yard fourth-quarter TD to WR Tylan Wallace
- Completed 16-of-19 passes for 280 yards and 3 TDs, registering a perfect 158.3 passer rating in the 41-10 win vs. Den. (11/3)...Set an NFL record with his fourth-career game with a perfect 158.3 passer rating (min. 15 attempts each game), surpassing Tom Brady, Peyton Manning, Ben Roethlisberger and Kurt Warner (three games)...Tallied at least 275 passing yards for a franchise-best fifth-consecutive game...Became the fastest player in NFL history to reach at least 20 passing TDs and 500 rushing yards in a single season (9 games)

8 LAMAR JACKSON

- Completed 23-of-38 passes for 289 yards and 2 TDs (101.8 rating), while adding 46 rushing yards on 8 carries at Cle. (10/27)...Posted his fourth-consecutive game with at least 250 passing yards and 40 rushing yards, marking the longest such streak in NFL history...Became the second QB ever (also Michael Vick in 2006) to record at least 40 rushing yards in each of his team's first eight games of a season...Surpassed 500 rushing yards for his seventh-career season, tying Cam Newton for the most seasons reaching the mark by a QB in NFL history
- En route to AFC Offensive Player of the Week honors, completed 17-of-22 passes for 281 yards, while tying a career high with 5 passing TDs and registering a season-best 158.1 passer rating in the 41-31 win at TB (10/21)...Added 9 rushes for 52 yards to record the league's third-ever performance with at least 250 passing yards, 5 passing TDs and 50 rushing yards (Cam Newton, 12/20/15 & Mitchell Trubisky, 9/30/18)...Registered his 29th-career outing with at least 200 passing yards and 50 rushing yards, surpassing QB Cam Newton for the most such performances in NFL history...Posted his fifth-consecutive game with a passer rating of at least 110, marking the longest such streak in franchise history
- Completed 20-of-26 passes for 323 yards, 1 TD and 1 INT (114.7 rating), adding 11 carries for 40 rushing yards in the 30-23 win vs. Was. (10/13)...Surpassed Cam Newton (5,628) for the second-most rushing yards (5,661 at end of game) by a QB in NFL history, behind only Michael Vick (6,109)...Tallied consecutive 300-yard passing performances for the second time in his career
- En route to AFC Offensive Player of the Week honors, completed 26-of-42 passes for 348 yards and 4 TDs (119.9 rating), while adding 12 carries for 55 rushing yards in the 41-38 OT win at Cin. (10/6)...Became the first player in NFL history with multiple single-game performances of at least 300 passing yards, 4 passing TDs and 50 rushing yards (also 10/11/21 vs. Ind.)
- Finished 13-of-18 passing for 156 yards and 2 TDs (135.4 rating), adding 54 rushing yards and 1 TD on 6 carries (9.0 avg.) in the 35-10 win vs. Buf. (9/29)...Recorded his 12th-career game with a passer rating of 135-or-higher (min. 15 att. per game), the most by a player in his first seven seasons in NFL history...Became the third QB in NFL history to post multiple ground scores in each of the first seven seasons of a career, joining Josh Allen and Cam Newton
- Completed 12-of-15 passes for 182 yards and 1 TD (139.4 rating), while adding 87 rushing yards and 1 TD on 14 carries (6.2 ypc) in the 28-25 win at Dal. (9/22)...Joined Josh Allen, Russell Wilson, Matt Ryan & Patrick Mahomes as the only QBs to reach 80 career starts without a three-game losing streak...Became the fifth QB in NFL history to reach 30 rushing TDs within the first seven years of a career, joining Josh Allen, Cam Newton, Jalen Hurts and Kordell Stewart
- Completed 26-of-41 passes for 273 yards and 1 TD (90.8 rating), while adding 16 carries for 122 rushing yards at KC (9/5)...Broke a tie with QB Cam Newton for the most games (four) with 250 passing yards and 100 rushing yards in NFL history...Tallied the most rushing yards by a QB in Week 1 in NFL history, surpassing Vick's previous record of 103 rushing yards to open the 2010 campaign...Passed QB Russell Wilson for the third-most rushing yards (5,380) by a QB in NFL history...Recorded his 55th-career outing with at least 50 rushing yards, passing Vick for the most 50-yard rushing performances by a QB in NFL history

LAMAR JACKSON'S NFL REGULAR SEASON PASSING/RUSHING STATISTICS

		PASSING													RUSHING				
DATE	TEAM	GP	GS	ATT.	CMP.	PCT.	YDS	AVG.	TD	INT.	LG	SK	LST	RATE	NO.	YDS.	AVG.	LG	TD
2018	Ravens	16	7	170	99	58.2	1,201	7.1	6	3	74	16	71	84.5	147	695	4.7	39	5
2019	Ravens	15	15	401	265	66.1	3,127	7.8	36	6	83t	23	106	113.3	176	1,206	6.9	47t	7
2020	Ravens	15	15	376	242	64.4	2,757	7.3	26	9	47	29	160	99.3	159	1,005	6.3	50t	7
2021	Ravens	12	12	382	246	64.4	2,882	7.5	16	13	49t	38	190	87.0	133	767	5.8	31	2
2022	Ravens	12	12	326	203	62.3	2,242	6.9	17	7	75t	26	114	91.1	112	764	6.8	79t	3
2023	Ravens	16	16	457	307	67.2	3,678	8.0	24	7	80	37	218	102.7	148	821	5.5	30	5
2024	Ravens	17	17	474	316	66.7	4,172	8.8	41	4	84t	23	149	119.6	139	915	6.6	48t	4
TOTALS		103	94	2,586	1,678	64.9	20,059	7.8	166	49	84T	192	1,008	102.0	1,014	6,173	6.1	79T	33

LAMAR JACKSON'S NFL POSTSEASON PASSING/RUSHING STATISTICS

		PASSING													RUSHING				
DATE	TEAM	GP	GS	ATT.	CMP.	PCT.	YDS	AVG.	TD	INT.	LG	SK	LST	RATE	NO.	YDS.	AVG.	LG	TD
2018	Ravens	1	1	29	14	48.3	194	6.7	2	1	39	7	55	78.8	9	54	6.0	17	0
2019	Ravens	1	1	59	31	52.5	365	6.2	1	2	38	4	20	63.2	20	143	7.2	30	0
2020	Ravens	2	2	48	31	64.6	341	7.1	0	2	31	8	38	68.1	25	170	6.8	48t	1
2022	Ravens	0	0	0	0	0.0	0	0.0	0	0	0	0	0	0.0	0	0	0.0	0	0
2023	Ravens	2	2	59	36	61.0	424	7.2	3	1	54	7	46	92.8	19	154	8.1	23	2
2024	Ravens	2	2	46	34	73.9	429	9.3	4	1	42	3	24	122.5	21	120	5.7	20	0
TOTALS		8	8	241	146	60.6	1,753	7.3	10	7	54	29	183	84.6	94	641	6.8	48T	3

8 LAMAR JACKSON

LAMAR JACKSON'S SINGLE-GAME HIGHS: QUARTERBACK

Pass Attempts	43 vs. Los Angeles Rams, Dec 10, 2023 ...3 more at 43.
Pass Completions	37 vs. Indianapolis Colts, Oct 11, 2021
Yards Passing	442 vs. Indianapolis Colts, Oct 11, 2021
TD Passes	5 at New York Giants, Dec 15, 2024 ...5 more at 5.
Long Passes	84t vs. Cincinnati Bengals, Nov 07, 2024
Completion Percentage	88.2 at Cincinnati Bengals, Nov 10, 2019

Passer Rating	158.3 vs. Denver Broncos, Nov 03, 2024 ...3 more at 158.3.
Rush Attempts	26 vs. Cincinnati Bengals, Nov 18, 2018
Rushing Yards	152 vs. Cincinnati Bengals, Oct 13, 2019
Rushing Average	13.8 at Cleveland Browns, Dec 14, 2020
Longest Runs	79t vs. Miami Dolphins, Sep 18, 2022
Rushing TDs	2 at Cleveland Browns, Oct 01, 2023 ...5 more at 2.

LAMAR JACKSON'S SINGLE-GAME HIGHS - POSTSEASON: QUARTERBACK

Pass Attempts	59 vs. Tennessee Titans, Jan 11, 2020
Pass Completions	31 vs. Tennessee Titans, Jan 11, 2020
Yards Passing	365 vs. Tennessee Titans, Jan 11, 2020
TD Passes	2 at Buffalo Bills, Jan 19, 2025 ...3 more at 2.
Long Passes	54 vs. Kansas City Chiefs, Jan 28, 2024
Completion Percentage	76.2 vs. Pittsburgh Steelers, Jan 11, 2025

Passer Rating	132.0 vs. Pittsburgh Steelers, Jan 11, 2025
Rush Attempts	20 vs. Tennessee Titans, Jan 11, 2020
Rushing Yards	143 vs. Tennessee Titans, Jan 11, 2020
Rushing Average	9.1 vs. Houston Texans, Jan 20, 2024
Longest Runs	48t at Tennessee Titans, Jan 10, 2021
Rushing TDs	2 vs. Houston Texans, Jan 20, 2024

LAMAR JACKSON'S 300-YARD PASSING GAMES (9): REGULAR SEASON

DATE	TEAM	NO.	YDS.	AVG.	LG	TD
09/08/19	at Dolphins	17	324	19.1	83t	5
10/03/21	at Broncos	22	316	14.4	49t	1
10/11/21	COLTS	37	442	11.9	43t	4
09/18/22	DOLPHINS	21	318	15.1	75t	3
10/22/23	LIONS	21	357	17.0	80	3
12/10/23	RAMS	24	316	13.2	54t	3
12/31/23	DOLPHINS	18	321	17.8	75t	5
10/06/24	at Bengals	26	348	13.4	55	4
10/13/24	COMMANDERS	20	323	16.2	44	1

LAMAR JACKSON'S 300-YARD PASSING GAMES (1): POSTSEASON

DATE	TEAM	NO.	YDS.	AVG.	LG	TD
01/11/20	TITANS	31	365	11.8	38	1

LAMAR JACKSON'S 2024 GXG REGULAR-SEASON STATISTICS (RAVENS)

PASSING														RUSHING					
DATE	OPPONENT	P/S	ATT	CMP	YDS	PCT	Y/A	Y/C	TD	INT	LG	SK/YD	RATE	ATT	YDS	LG	TD	W/L	SCORE
09/05	at Chiefs	S	41	26	273	63.4	6.7	10.5	1	0	49t	1/6	90.8	16	122	16	0	L	20-27
09/15	Raiders	S	34	21	247	61.8	7.3	11.8	1	1	21	2/15	81.4	5	45	25	0	L	23-26
09/22	at Cowboys	S	15	12	182	80.0	12.1	15.2	1	0	56	0/0	139.4	14	87	16	1	W	28-25
09/29	Bills	S	18	13	156	72.2	8.7	12.0	2	0	26	1/1	135.4	6	54	19	1	W	35-10
10/06	at Bengals	S	42	26	348	61.9	8.3	13.4	4	0	55	1/3	119.9	12	55	18	0	W	41-38+
10/13	Commanders	S	26	20	323	76.9	12.4	16.2	1	1	44	2/15	114.7	11	40	33	0	W	30-23
10/21	at Buccaneers	S	22	17	281	77.3	12.8	16.5	5	0	59	2/17	158.1	9	52	17	0	W	41-31
10/27	at Browns	S	38	23	289	60.5	7.6	12.6	2	0	29	3/26	101.8	8	46	22	0	L	24-29
11/03	Broncos	S	19	16	280	84.2	14.7	17.5	3	0	53t	1/11	158.3	3	4	11	0	W	41-10
11/07	Bengals	S	33	25	290	75.8	8.8	11.6	4	0	84t	0/0	141.4	7	33	10	0	W	35-34
11/17	at Steelers	S	33	16	207	48.5	6.3	12.9	1	1	42	2/2	66.1	4	46	25	0	L	16-18
11/25	at Chargers	S	22	16	177	72.7	8.0	11.1	2	0	40t	1/0	126.5	8	15	10t	1	W	30-23
12/01	Eagles	S	36	23	237	63.9	6.6	10.3	2	0	40	3/31	101.3	8	79	39	0	L	19-24
12/15	at Giants	S	25	21	290	84.0	11.6	13.8	5	0	49t	2/10	154.6	6	65	21	0	W	35-14
12/21	Steelers	S	23	15	207	65.2	9.0	13.8	3	1	49	1/9	115.4	9	22	8	0	W	34-17
12/25	at Texans	S	15	10	168	66.7	11.2	16.8	2	0	67	1/3	143.9	4	87	48t	1	W	31-2
01/04	Browns	S	32	16	217	50.0	6.8	13.6	2	0	30	0/0	92.8	9	63	19	0	W	35-10
2024 TOTALS		17-17	474	316	4,172	66.7	8.8	13.2	41	4	84T	23/149	119.6	139	915	48T	4	12-5	
+ - Overtime																			

+ - Overtime

LAMAR JACKSON'S 2024 GXG POSTSEASON STATISTICS (RAVENS)

PASSING														RUSHING					
DATE	OPPONENT	P/S	ATT	CMP	YDS	PCT	Y/A	Y/C	TD	INT	LG	SK/YD	RATE	ATT	YDS	LG	TD	W/L	SCORE
01/11	Steelers	S	21	16	175	76.2	8.3	10.9	2	0	25	1/10	132.0	15	81	20	0	W	28-14
01/19	at Bills	S	25	18	254	72.0	10.2	14.1	2	1	42	2/14	114.4	6	39	16	0	L	25-27
2024 TOTALS		2-2	46	34	429	73.9	9.3	12.6	4	1	42	3/24	122.5	21	120	20	0	1-1	

**17****QB****6-3 | 214****JOSH JOHNSON****COLLEGE: SAN DIEGO****AGE: 38 HOMETOWN: OAKLAND, CA****EXP. (NFL/RAVENS): 10/2 GP/GS (PLAYOFFS): 45/9 (1/0)****— KEY TRANSACTIONS —**

- Re-signed with the Ravens on 3/14/24
- Re-signed with Baltimore on 9/25/23 after being released on 9/23/23
- Re-signed with Baltimore on 8/31/23 after being released on 8/29/23
- Signed with the Ravens on 5/22/23
- Signed to the 49ers' 53-man roster off the Broncos' practice squad on 12/6/22
- Activated from the Broncos' practice squad (standard elevation) on 10/23/22 (vs. NYJ)
- Signed to the Broncos' practice squad on 8/31/22
- Released by Denver on 8/30/22
- Signed with the Broncos on 3/19/22
- Signed to the Ravens' 53-man roster off the Jets' practice squad on 12/15/21
- Activated from the Jets' practice squad (standard elevation) on 10/31/21 (vs. Cin.), 11/4/21 (at Ind.) and 11/28/21 (at Hou.)
- Signed to the Jets' practice squad on 9/1/21
- Released with the Jets on 8/31/21
- Signed with the Jets on 8/4/21
- Released with the 49ers on 6/1/21
- Signed a Reserve/Future contract with the 49ers on 1/15/21
- Signed to the 49ers' practice squad on 11/11/20
- Released by Detroit on 9/16/19
- Signed with the Lions on 8/10/19
- Signed with Washington on 12/5/18
- Released by Oakland on 5/10/18
- Signed with the Raiders on 3/19/18
- Signed with Houston on 12/27/17
- Waived by the Texans on 11/22/17
- Signed with Houston on 11/7/17
- Released with the Giants on 9/2/17
- Re-Signed with the Giants on 3/17/17
- Signed with the Giants on 9/5/16
- Released by Baltimore on 9/3/16
- Signed with the Ravens on 5/16/16
- Signed with the Bills on 10/13/15
- Released by Indianapolis on 10/12/15
- Signed with the Colts on 10/7/15
- Released by Indianapolis on 10/5/15
- Signed with the Colts on 10/2/15

- Released by the Jets on 9/5/15
- Signed with the Jets on 8/27/15
- Released by Cincinnati on 8/25/15
- Signed with the Bengals on 4/2/15
- Signed with the 49ers on 10/21/14
- Released by San Francisco on 10/17/14
- Signed with the 49ers on 10/14/14
- Released by San Francisco on 10/10/14
- Signed with the 49ers on 9/23/14
- Released by San Francisco on 9/20/14
- Signed with the 49ers on 5/14/14
- Released by Cincinnati on 5/12/14
- Signed with the Bengals on 3/23/13
- Signed with Cleveland on 12/26/12
- Released by San Francisco on 8/31/12
- Signed with the 49ers as a free agent on 3/22/12
- Originally selected by the Buccaneers in the fifth round (160th overall) of the 2008 NFL Draft

— CAREER HIGHLIGHTS —

- Has been on an NFL-record 14 different teams throughout his career, including three different stints with the Ravens and 49ers...Has also played in four professional football leagues, including the NFL, UFL, AAF and XFL
- Listed as the Ravens' inactive third quarterback in most contests and did not see any game action in 2023
- Made his postseason debut in 2022, completing 7-of-13 passes for 74 yards while filling in for an injured QB Brock Purdy in the NFC Championship Playoff at Phi. (1/29/23)...Became just the third quarterback in league history to make his first postseason pass at age 36 or older, joining Sonny Jurgensen and Josh McCown
- In 2021, appeared in three games with the Jets and started in his lone appearance with Baltimore after signing to the Ravens' active roster on 12/15/21...Completed 57-of-85 passes for 638 yards, 5 TDs and 2 INTs (99.0 rating) with both teams, while adding 9 rushes for 28 yards...Posted the two highest passing yard outputs of his career — 317 (with NYJ) at Ind. (11/4/21) & 304 (with Bal.) at Cin. (12/26/21)
- Completed 28-of-40 passes for 304 yards, 2 TDs and 1 INT (98.3 rating) in his first NFL start since 2018, at Cin. (12/26/21)...His 304 passing yards marked the most by a Ravens' QB in his first start with the team in franchise history...Became the first player to throw a TD pass for multiple teams in a season (NYJ, Week 9) since 2015 (Brandon Weeden — Cowboys & Texans; Ryan Mallett — Texans & Ravens)

17 JOSH JOHNSON

— PERSONAL —

- Completed 27-of-41 passes for a career-high 317 yards and 3 TDs, with 1 INT (103.4 rating) in relief of QB Mike White, who left the game with a forearm injury, at Ind. (11/4/21)...It marked the first 300-yard game of his career, and he became the first Jets QB to throw 3 TDs as a non-starter in a game since Joe Namath in 1971
- Made four appearances (three starts) with Washington in 2018, completing 52-of-91 passes for 590 yards and 3 TDs with 4 INTs...Also added 120 yards and his first-career rushing TD on 23 carries
- Started four-of-six games in which he saw action with Tampa Bay in 2009, completing 63-of-125 passes for a career-high 685 yards and 4 TDs with 8 INTs, while adding a career-high 148 yards on 22 carries
- With 45 rushing yards on 8 carries vs. Car. (10/18/09), became the second quarterback (also Terrelle Pryor in 2012) since the 1970 AFL-NFL merger to tally at least 40 rushing yards in each of his first three career starts behind center
- Made his first-career start at Was. (10/4/09), completing 13-of-22 passes for 106 yards and 1 TD with 1 INT, while adding 7 rushes for 41 yards...Threw his first-career TD – an 8-yard completion to WR Antonio Bryant – on his first attempt of the game
- Is cousins with former NFL RB Marshawn Lynch and close friends with former Ravens CB Marcus Peters
- Played under head coach Jim Harbaugh and assistant coach Jack Harbaugh at the University of San Diego from 2004-06
- Co-founded the Fam1st Family Foundation with his cousin, Marshawn Lynch, in 2006...Former teammate Marcus Peters serves as the foundation's vice president...The foundation aims to uplift children through literacy programs, athletic camps, talent shows and family fun nights, among other activities
- His mother, Rosemary Whisenton, coaches cheer, volleyball and softball at his alma mater, Oakland Technical (Oakland, CA) HS...She also oversees the school's Culture Team – a group of staff that works to maintain a positive climate on campus, ensure student safety and track attendance during the school day

— 2024 SEASON HIGHLIGHTS —

- Appeared in six games, completing 2-of-3 passes for 17 yards

JOSH JOHNSON'S NFL REGULAR SEASON PASSING/RUSHING STATISTICS

DATE	TEAM	GP	GS	PASSING											RUSHING				
				ATT.	CMP.	PCT.	YDS	AVG.	TD	INT.	LG	SK	LST	RATE	NO.	YDS.	AVG.	LG	TD
2008	Buccaneers	0	0	0	0	0.0	0	0.0	0	0	0	0	0	0.0	0	0	0.0	0	0
2009	Buccaneers	6	4	125	63	50.4	685	5.5	4	8	35	11	59	50.9	22	148	6.7	29	0
2010	Buccaneers	11	0	16	14	87.5	111	6.9	0	0	22	2	8	95.6	4	39	9.8	14	0
2011	Buccaneers	9	1	36	19	52.8	246	6.8	1	2	42	3	24	60.6	11	67	6.1	14	0
2012	Browns	1	0	0	0	0.0	0	0.0	0	0	0	1	8	0.0	0	0	0.0	0	0
2013	Bengals	2	0	0	0	0.0	0	0.0	0	0	0	0	0	0.0	7	20	2.9	10	0
2014	49ers	0	0	0	0	0.0	0	0.0	0	0	0	0	0	0.0	0	0	0.0	0	0
2015	Colts	0	0	0	0	0.0	0	0.0	0	0	0	0	0	0.0	0	0	0.0	0	0
Went from Indianapolis to Buffalo.																			
2015	Bills	0	0	0	0	0.0	0	0.0	0	0	0	0	0	0.0	0	0	0.0	0	0
2015	TOTAL	0	0	0	0	0.0	0	0.0	0	0	0	0	0	0.0	0	0	0.0	0	0
2016	Giants	0	0	0	0	0.0	0	0.0	0	0	0	0	0	0.0	0	0	0.0	0	0
2017	Texans	0	0	0	0	0.0	0	0.0	0	0	0	0	0	0.0	0	0	0.0	0	0
2018	Redskins	4	3	91	52	57.1	590	6.5	3	4	79t	9	67	69.4	23	120	5.2	16	1
2019	Lions	0	0	0	0	0.0	0	0.0	0	0	0	0	0	0.0	0	0	0.0	0	0
2020	49ers	0	0	0	0	0.0	0	0.0	0	0	0	0	0	0.0	0	0	0.0	0	0
2021	Jets	3	0	45	29	64.4	334	7.4	3	1	26	2	14	99.7	4	18	4.5	11	0
Went from N.Y. Jets to Baltimore.																			
2021	Ravens	1	1	40	28	70.0	304	7.6	2	1	28	1	9	98.3	5	10	2.0	7	0
2021	TOTAL	4	1	85	57	67.1	638	7.5	5	2	28	3	23	99.0	9	28	3.1	11	0
2022	Broncos	0	0	0	0	0.0	0	0.0	0	0	0	0	0	0.0	0	0	0.0	0	0
Went from Denver to San Francisco.																			
2022	49ers	2	0	2	1	50.0	10	5.0	0	0	10	0	0	64.6	2	3	1.5	4	0
2022	TOTAL	2	0	2	1	50.0	10	5.0	0	0	10	0	0	64.6	2	3	1.5	4	0
2023	Ravens	0	0	0	0	0.0	0	0.0	0	0	0	0	0	0.0	0	0	0.0	0	0
2024	Ravens	6	0	3	2	66.7	17	5.7	0	0	16	1	5	81.3	4	1	0.3	2	0
TOTALS		45	9	358	208	58.1	2,297	6.4	13	16	79T	30	194	70.7	82	426	5.2	29	1

17 JOSH JOHNSON

JOSH JOHNSON'S NFL POSTSEASON PASSING/RUSHING STATISTICS

DATE	TEAM	GP	GS	PASSING											RUSHING				
				ATT.	CMP.	PCT.	YDS	AVG.	TD	INT.	LG	SK	LST	RATE	NO.	YDS.	AVG.	LG	TD
2013	Bengals	0	0	0	0	0.0	0	0.0	0	0	0	0	0	0.0	0	0	0.0	0	0
2016	Giants	0	0	0	0	0.0	0	0.0	0	0	0	0	0	0.0	0	0	0.0	0	0
2022	49ers	1	0	13	7	53.8	74	5.7	0	0	22	2	14	70.7	2	2	1.0	2	0
2023	Ravens	0	0	0	0	0.0	0	0.0	0	0	0	0	0	0.0	0	0	0.0	0	0
2024	Ravens	0	0	0	0	0.0	0	0.0	0	0	0	0	0	0.0	0	0	0.0	0	0
TOTALS		1	0	13	7	53.8	74	5.7	0	0	22	2	14	70.7	2	2	1.0	2	0

JOSH JOHNSON'S SINGLE-GAME HIGHS: QUARTERBACK

Pass Attempts	50 at Philadelphia Eagles, Oct 11, 2009	Passer Rating	113.2 vs. Pittsburgh Steelers, Sep 26, 2010
Pass Completions	28 at Cincinnati Bengals, Dec 26, 2021	Rush Attempts	9 at Jacksonville Jaguars, Dec 16, 2018
Yards Passing	317 at Indianapolis Colts, Nov 04, 2021	Rushing Yards	49 at Jacksonville Jaguars, Dec 16, 2018
TD Passes	3 at Indianapolis Colts, Nov 04, 2021	Rushing Average	6.4 vs. New York Giants, Dec 09, 2018
Long Passes	79t vs. New York Giants, Dec 09, 2018	Longest Runs	29 at Philadelphia Eagles, Oct 11, 2009
Completion Percentage	70.0 at Cincinnati Bengals, Dec 26, 2021	Rushing TDs	1 vs. New York Giants, Dec 09, 2018

JOSH JOHNSON'S SINGLE-GAME HIGHS - POSTSEASON: QUARTERBACK

Pass Attempts	13 at Philadelphia Eagles, Jan 29, 2023	Rush Attempts	2 at Philadelphia Eagles, Jan 29, 2023
Pass Completions	7 at Philadelphia Eagles, Jan 29, 2023	Rushing Yards	2 at Philadelphia Eagles, Jan 29, 2023
Yards Passing	74 at Philadelphia Eagles, Jan 29, 2023	Longest Runs	2 at Philadelphia Eagles, Jan 29, 2023
Long Passes	22 at Philadelphia Eagles, Jan 29, 2023		

JOSH JOHNSON'S 300-YARD PASSING GAMES (2): REGULAR SEASON

DATE	TEAM	NO.	YDS.	AVG.	LG	TD
11/04/21	at Colts	27	317	11.7	26	3
12/26/21	at Bengals	28	304	10.9	28	2

JOSH JOHNSON'S 2024 GXG REGULAR-SEASON STATISTICS (RAVENS)

DATE	OPPONENT	P/S	PASSING											RUSHING					SCORE
			ATT	CMP	YDS	PCT	Y/A	Y/C	TD	INT	LG	SK/YD	RATE	ATT	YDS	LG	TD	W/L	
09/05	at Chiefs																	L	20-27
09/15	Raiders																	L	23-26
09/22	at Cowboys																	W	28-25
09/29	Bills	P	1	1	1	100.0	1.0	1.0	0	0	1	0/0	79.2	0	0	0	0	W	35-10
10/06	at Bengals																	W	41-38+
10/13	Commanders																	W	30-23
10/21	at Buccaneers	P	0	0	0	0.0	0.0	0.0	0	0	0	0/0	0.0	0	0	0	0	W	41-31
10/27	at Browns																	L	24-29
11/03	Broncos	P	0	0	0	0.0	0.0	0.0	0	0	0	0/0	0.0	3	2	2	0	W	41-10
11/07	Bengals																	W	35-34
11/17	at Steelers																	L	16-18
11/25	at Chargers																	W	30-23
12/01	Eagles																	L	19-24
12/15	at Giants	P	0	0	0	0.0	0.0	0.0	0	0	0	1/5	0.0	1	-1	-1	0	W	35-14
12/21	Steelers																	W	34-17
12/25	at Texans	P	2	1	16	50.0	8.0	16.0	0	0	16	0/0	77.1	0	0	0	0	W	31-2
01/04	Browns	P	0	0	0	0.0	0.0	0.0	0	0	0	0/0	0.0	0	0	0	0	W	35-10
2024 TOTALS		6-0	3	2	17	66.7	5.7	8.5	0	0	16	1/5	81.3	4	1	2	0	12-5	

+ - Overtime

JOSH JOHNSON'S 2024 GXG POSTSEASON STATISTICS (RAVENS)

DATE	OPPONENT	P/S	PASSING											RUSHING					SCORE
			ATT	CMP	YDS	PCT	Y/A	Y/C	TD	INT	LG	SK/YD	RATE	ATT	YDS	LG	TD	W/L	
01/11	Steelers																	W	28-14
01/19	at Bills																	L	25-27
2024 TOTALS		0-0	0	0	0	0.0	0.0	0.0	0	0	0	0/0	0.0	0	0	0	0	1-1	



74

G/T

6-7 | 339

JOSH JONES

COLLEGE: HOUSTON

AGE: 27 HOMETOWN: RICHMOND, TX

EXP. (NFL/RAVENS): 5/1 GP/GS (PLAYOFFS): 76/24 (5/0)



— KEY TRANSACTIONS —

- Signed a one-year contract with Baltimore on 3/21/24
- Acquired by the Houston Texans from the Cardinals on 8/24/23 in exchange for a 2024 fifth-round pick
- Originally selected by the Arizona Cardinals in the third round (72nd overall) of the 2020 NFL Draft

— CAREER HIGHLIGHTS —

- Played in 13 games (three starts) with the Texans in 2023, while also seeing action in both playoff contests...Protected on a line that helped rookie QB C.J. Stroud finish the regular season as the NFL's leader in passing yards per game (273.9) and TD-to-INT ratio (4.60)...Helped the offense post the fewest giveaways in the league (14) and tally the second-most pass plays over 25 yards (41)...Also saw snaps on special teams, helping the unit finish first in Rick Gosselin's "NFL Special Teams Rankings" for the second consecutive season
- Saw time in all 17 games (nine starts at LT) with the Cardinals in 2022...Started nine of the last 10 contests of the season, including his first of the year at Min. (10/30)...Played in the Cardinals' historic 29-23 OT victory at LV (9/18), marking the franchise's first-ever win after trailing by 20+ points
- Appeared in all 17 games (12 starts) with the Cardinals in 2021, while also seeing action in the Wild Card Playoff at LAR (1/17/22)...Started nine games at RG and three at RT...Helped the Cardinals to an 11-6 regular season record (including a 7-0 start) and a franchise-best 8-1 mark on the road...Cardinals committed just 15 turnovers – which marked the fewest in team history – and netted 4,000+ passing (4,276) and 2,000+ (2,076) rushing yards for just the second time in franchise history (also 1984)

- Played in 13 games on offense and special teams during his rookie campaign with the Cardinals (2020)...Helped the offensive unit finish Top 10 in total offense (No. 6 – 384.6), rushing yards per game (No. 7 – 139.8), rushing TDs (No. 4 – 22) and offensive TDs (No. 10 – 49)...Blocked for a unit that posted 6,153 yards of total offense and 410 points (third and fifth-most, respectfully, in franchise history)...Made his NFL debut in Week 2 vs. Was. (9/20)

— PERSONAL —

- Graduated with a degree in kinesiology fitness and sport from the University of Houston
- Has a tattoo of the Houston Astros logo, his favorite baseball team
- Avid movie fan and would be a film editor or cameraman if he worked in the film industry...His favorite movies are Inception and Friday Night Lights

— 2024 SEASON HIGHLIGHTS —

- Saw action in 16 games mostly on special teams, but also saw time blocking for an offense that ranked No. 1 in the NFL in yards per game (424.9), yards per play (6.8 – third-best single-season mark in NFL history) and red zone efficiency (74.2%) and No. 3 in points per game (30.5), while setting a franchise single-season record with 7,224 net yards

JOSH JONES' NFL REGULAR SEASON STATISTICS				
DATE	TEAM	GP	GS	
2020	Cardinals	13	0	
2021	Cardinals	17	12	
2022	Cardinals	17	9	
2023	Texans	13	3	
2024	Ravens	16	0	
NFL TOTALS		76	24	

JOSH JONES' NFL POSTSEASON STATISTICS				
DATE	TEAM	GP	GS	
2021	Cardinals	1	0	
2023	Texans	2	0	
2024	Ravens	2	0	
NFL TOTALS		5	0	

74 JOSH JONES

JOSH JONES' 2024 GXG REGULAR-SEASON STATISTICS (RAVENS)

DATE	OPPONENT	P/S		W/L	SCORE
09/05	at Chiefs		DID NOT PLAY (NON-INJURY)	L	20-27
09/15	Raiders	P		L	23-26
09/22	at Cowboys	P		W	28-25
09/29	Bills	P		W	35-10
10/06	at Bengals	P		W	41-38+
10/13	Commanders	P		W	30-23
10/21	at Buccaneers	P		W	41-31
10/27	at Browns	P		L	24-29
11/03	Broncos	P		W	41-10
11/07	Bengals	P		W	35-34
11/17	at Steelers	P		L	16-18
11/25	at Chargers	P		W	30-23
12/01	Eagles	P		L	19-24
12/15	at Giants	P		W	35-14
12/21	Steelers	P		W	34-17
12/25	at Texans	P		W	31-2
01/04	Browns	P		W	35-10
2024 TOTALS		16-0		12-5	
+ - Overtime					

JOSH JONES' 2024 GXG POSTSEASON STATISTICS (RAVENS)

DATE	OPPONENT	P/S		W/L	SCORE
01/11	Steelers	P		W	28-14
01/19	at Bills	P		L	25-27
2024 TOTALS		2-0		1-1	



98

DL

6-4 | 338

TRAVIS JONES

COLLEGE: CONNECTICUT

AGE: 25 HOMETOWN: NEW HAVEN, CT

EXP. (NFL/RAVENS): 3/3 GP/GS (PLAYOFFS): 49/18 (5/2)



— KEY TRANSACTIONS —

- Travis Jones was selected by the Ravens in the third round (76th overall) of the 2022 NFL Draft

— CAREER HIGHLIGHTS —

- Appeared in all 17 games (15 starts) for Baltimore in 2024, posting a career-high 42 tackles (22 solo), 4 TFL and 1 sack...Helped Baltimore's defense rank No. 1 against the run (80.1 ypg) and No. 2 in both sacks (54) and fourth-down efficiency (42.9%)
- Played in all 17 games for Baltimore in 2023, notching 36 tackles, 4 TFL, 1.5 sacks, 5 QBHs and 2 PD...Helped the Ravens' defense become the first unit in NFL history to lead the league in scoring (16.5), sacks (60) and takeaways (31)
- Played in 15 games (three starts) during his rookie season in 2022, tallying 24 tackles, 1 TFL, 1 sack, 2 QBHs and 1 PD...Helped Baltimore's defense rank in the Top 5 in four categories: No. 3 in points allowed per game (18.5), No. 3 in defensive red zone TD% (46.4), No. 3 in rushing yards per game (92.1) and No. 4 in third-down efficiency (34.9%)
- Made his first-career start, posting 4 solo tackles, 2 QBHs and his first-career sack (-6 yards) on the defense's first play of the game at NYG (10/16/22)...Baltimore's defense limited the Giants – who entered the contest No. 2 in rushing yards per game (179.0) – to 83 yards on the ground, while permitting a season-low 3.8 yards per play

— PERSONAL —

- Several schools thought Jones should play on the offensive line, but UConn recruited him as a defensive tackle
- Models his game after DTs Fletcher Cox and Akiem Hicks

— 2024 SEASON HIGHLIGHTS —

- Appeared in all 17 games (15 starts), posting a career-high 42 tackles (22 solo), 4 TFL and 1 sack...Helped Baltimore's defense rank No. 1 against the run (80.1 ypg), No. 2 in sacks (54) and No. 5 (tied) in yards per play allowed (5.2)
- Recorded 4 tackles (3 solo), including 1 TFL, vs. Phi. (12/1), helping the defense limit the Eagles to 252 total yards and 4-of-12 (33%) on third down
- Collected 4 tackles (3 solo), including 2 TFL, and a first-quarter sack (-11 yards) in the 30-23 victory vs. Was. (10/13), contributing to a unit that limited the Commanders to 52 rushing yards and 4-of-12 (33.3%) on third down
- Notched 4 tackles (1 solo) in the 35-10 win vs. Buf. (9/29)...Baltimore's defense held Buffalo to a season-low 236 total yards (81 rushing & 155 passing) and 3-of-13 (23.1%) on third down
- Registered a career-high-tying 4 solo tackles in the 28-25 win at Dal. (9/22), helping the defense limit Dallas to 51 rushing yards
- Tallied 3 tackles (2 solo), including 1 TFL, vs. LV (9/15)...Helped limit the Raiders to just 27 rushing yards, tied for the 12th fewest in Ravens single-game history

Travis Jones' NFL Regular Season Defensive Statistics																											
		Tackles										Interceptions					Fumbles				ST				MISC		
Date	Team	GP	GS	TK	S	A	TFL	YDS	SK	YDS	QBH	NO	YDS	LG	TD	PD	FF	FR	TD	YDS	TK	S	A	FF	FR	S	A
2022	Ravens	15	3	24	14	10	1	6	1.0	6.0	2	0	0	0	0	1	0	0	0	0	0	0	0	0	0	0	0
2023	Ravens	17	0	36	20	16	4	8	1.5	7.5	5	0	0	0	0	2	0	0	0	0	0	0	0	0	0	0	0
2024	Ravens	17	15	42	22	20	4	15	1.0	11.0	4	0	0	0	0	0	0	0	0	0	0	0	0	0	0	0	0
NFL Totals		49	18	102	56	46	9	29	3.5	24.5	11	0	0	0	0	3	0	0	0	0	0	0	0	0	0	0	0

Travis Jones' NFL Postseason Defensive Statistics																											
		Tackles										Interceptions					Fumbles				ST				MISC		
Date	Team	GP	GS	TK	S	A	TFL	YDS	SK	YDS	QBH	NO	YDS	LG	TD	PD	FF	FR	TD	YDS	TK	S	A	FF	FR	S	A
2022	Ravens	1	0	1	0	1	0	0	0.0	0.0	0	0	0	0	0	0	0	0	0	0	0	0	0	0	0	0	0
2023	Ravens	2	0	4	1	3	0	0	0.0	0.0	1	0	0	0	0	1	0	0	0	0	0	0	0	0	0	0	0
2024	Ravens	2	2	4	1	3	0	0	0.0	0.0	1	0	0	0	0	0	0	0	0	0	0	0	0	0	0	0	0
NFL Totals		5	2	9	2	7	0	0	0.0	0.0	2	0	0	0	0	1	0	0	0	0	0	0	0	0	0	0	0

98 TRAVIS JONES

TRAVIS JONES' SINGLE-GAME HIGHS: DEFENSIVE			
Total Tackles	5 vs. Pittsburgh Steelers, Jan 01, 2023	Passes Defensed	1 at San Francisco 49ers, Dec 25, 2023
Solo Tackles	4 at Dallas Cowboys, Sep 22, 2024		...2 more at 1.
	...1 more at 4.	Tackles For Loss	2 vs. Washington Commanders, Oct 13, 2024
Sacks	1.0 vs. Los Angeles Rams, Dec 10, 2023		
	...1 more at 1.0.		

TRAVIS JONES' SINGLE-GAME HIGHS - POSTSEASON: DEFENSIVE			
Total Tackles	3 at Buffalo Bills, Jan 19, 2025	Solo Tackles	1 at Buffalo Bills, Jan 19, 2025
	...1 more at 3.		...1 more at 1.

TRAVIS JONES' 2024 GXG REGULAR-SEASON STATISTICS (RAVENS)																														
			TACKLES								INTERCEPTIONS						FUMBLES				ST				MISC					
DATE	OPPONENT	P/S	TK	S	A	SK	YDS	TFL	YDS	QBH	NO	YDS	LG	TD	PD	FF	FR	TD	YDS	TK	S	A	FF	FR	S	A	W/L	SCORE		
09/05	at Chiefs	S	2	2	0	0.0	0.0	0	0	0	0	0	0	0	0	0	0	0	0	0	0	0	0	0	0	0	L	20-27		
09/15	Raiders	S	3	2	1	0.0	0.0	1	2	0	0	0	0	0	0	0	0	0	0	0	0	0	0	0	0	0	L	23-26		
09/22	at Cowboys	S	4	4	0	0.0	0.0	0	0	0	0	0	0	0	0	0	0	0	0	0	0	0	0	0	0	0	W	28-25		
09/29	Bills	S	4	1	3	0.0	0.0	0	0	0	0	0	0	0	0	0	0	0	0	0	0	0	0	0	0	0	W	35-10		
10/06	at Bengals	S	2	2	0	0.0	0.0	0	0	1	0	0	0	0	0	0	0	0	0	0	0	0	0	0	0	0	W	41-38+		
10/13	Commanders	S	4	3	1	1.0	11.0	2	12	1	0	0	0	0	0	0	0	0	0	0	0	0	0	0	0	0	W	30-23		
10/21	at Buccaneers	S	1	0	1	0.0	0.0	0	0	0	0	0	0	0	0	0	0	0	0	0	0	0	0	0	0	0	W	41-31		
10/27	at Browns	P	0	0	0	0.0	0.0	0	0	0	0	0	0	0	0	0	0	0	0	0	0	0	0	0	0	0	L	24-29		
11/03	Broncos	P	0	0	0	0.0	0.0	0	0	0	0	0	0	0	0	0	0	0	0	0	0	0	0	0	0	0	W	41-10		
11/07	Bengals	S	2	0	2	0.0	0.0	0	0	1	0	0	0	0	0	0	0	0	0	0	0	0	0	0	0	0	W	35-34		
11/17	at Steelers	S	1	1	0	0.0	0.0	0	0	0	0	0	0	0	0	0	0	0	0	0	0	0	0	0	0	0	L	16-18		
11/25	at Chargers	S	3	0	3	0.0	0.0	0	0	0	0	0	0	0	0	0	0	0	0	0	0	0	0	0	0	0	W	30-23		
12/01	Eagles	S	4	3	1	0.0	0.0	1	1	0	0	0	0	0	0	0	0	0	0	0	0	0	0	0	0	0	L	19-24		
12/15	at Giants	S	4	1	3	0.0	0.0	0	0	0	0	0	0	0	0	0	0	0	0	0	0	0	0	0	0	0	W	35-14		
12/21	Steelers	S	3	1	2	0.0	0.0	0	0	0	0	0	0	0	0	0	0	0	0	0	0	0	0	0	0	0	W	34-17		
12/25	at Texans	S	2	1	1	0.0	0.0	0	0	1	0	0	0	0	0	0	0	0	0	0	0	0	0	0	0	0	W	31-2		
01/04	Browns	S	3	1	2	0.0	0.0	0	0	0	0	0	0	0	0	0	0	0	0	0	0	0	0	0	0	0	W	35-10		
2024 TOTALS		17-15	42	22	20	1.0	11.0	4	15	4	0	0	0	0	0	0	0	0	0	0	0	0	0	0	0	0	12-5			
+ - Overtime																														

TRAVIS JONES' 2024 GXG POSTSEASON STATISTICS (RAVENS)																												
		TACKLES									INTERCEPTIONS					FUMBLES				ST				MISC				
DATE	OPPONENT	P/S	TK	S	A	SK	YDS	TFL	YDS	QBH	NO	YDS	LG	TD	PD	FF	FR	TD	YDS	TK	S	A	FF	FR	S	A	W/L	SCORE
01/11	Steelers	S	1	0	1	0.0	0.0	0	0	1	0	0	0	0	0	0	0	0	0	0	0	0	0	0	0	0	W	28-14
01/19	at Bills	S	3	1	2	0.0	0.0	0	0	0	0	0	0	0	0	0	0	0	0	0	0	0	0	0	0	0	L	25-27
2024 TOTALS		2-2	4	1	3	0.0	0.0	0	0	1	0	0	0	0	0	0	0	0	0	0	0	0	0	0	0	0	1-1	



28

S

5-11 | 210

SANOUSSI KANE

COLLEGE: PURDUE

AGE: 23 HOMETOWN: HARLEM, NY

EXP. (NFL/RAVENS): ROOKIE GP/GS (PLAYOFFS): 15/0 (2/0)



— KEY TRANSACTIONS —

- Sanoussi Kane was selected by the Ravens in the seventh round (250th overall) of the 2024 NFL Draft...Was the Ravens’ second pick in the round, following C Nick Samac (228th)

— COLLEGE HONORS —

- Honorable mention All-Big Ten (2023)

— COLLEGE HIGHLIGHTS —

- Appeared in 45 games (25 starts) over four years (2020-23) at Purdue, producing 161 tackles (115 solo), 11 TFL, 2 sacks, 10 PD, 3 FFs and 1 FR...Became a full-time starter in 2022
- Produced career highs in tackles (79, 55 solo), TFL (6) and PD (7), while adding 1 sack and 1 FF as a 12-game starter for Purdue in 2023...His 7 PD also led the team...Earned honorable mention All-Big Ten recognition
- Appeared in 14 games (12 starts) in his first season as a full-time starter for the Boilermakers (2022), tallying a team-high 72 tackles (54 solo), 4.5 TFL, 1 sack, 3 PD, 2 FFs and 1 FR...Played an integral role on a pass defense that ranked No. 26 nationally in opponent completion percentage (57.3%)
- Saw 13 games (one start) of action with a 9-4 Purdue squad in 2021, posting 7 tackles (4 solo) and a half-TFL
- Appeared in all six games during Purdue’s pandemic-shortened season as a true freshman in 2020, collecting 3 tackles (2 solo)

— PERSONAL —

- Younger brother Moussa plays CB at Duke
- Was a soccer playing growing up...Didn’t play football until eighth grade
- Prepped at the same high school (Blair Academy) as Ravens OLBs David Ojabo and Odafe Oweh
- Graduated from Purdue with a degree in business administration
- Name is pronounced: sa-NEW-see**

— NOTE THE QUOTE —

"Sanoussi is a guy that does a lot of things well. He’s a tough player. I think he’s got good ball skills, and he should play on special teams. The scouts really liked him, and secondary coach Doug Mallory really liked him, as well."

— EVP & GM Eric DeCosta

— 2024 SEASON HIGHLIGHTS —

- Played in 15 games, primarily on special teams, in his rookie campaign, posting 2 tackles (2 solo), while adding 7 ST tackles
- Logged a game- and career-high 3 ST tackles at Cle. (10/27)

SANOUSSI KANE'S NFL REGULAR SEASON DEFENSIVE STATISTICS																											
		TACKLES										INTERCEPTIONS					FUMBLES				ST					MISC	
DATE	TEAM	GP	GS	TK	S	A	TFL	YDS	SK	YDS	QBH	NO	YDS	LG	TD	PD	FF	FR	TD	YDS	TK	S	A	FF	FR	S	A
2024	Ravens	15	0	2	1	1	0	0	0.0	0.0	0	0	0	0	0	0	0	0	0	0	7	4	3	0	0	0	0
NFL TOTALS		15	0	2	1	1	0	0	0.0	0.0	0	0	0	0	0	0	0	0	0	0	7	4	3	0	0	0	0

SANOUSSI KANE'S NFL POSTSEASON DEFENSIVE STATISTICS																											
		TACKLES										INTERCEPTIONS					FUMBLES				ST					MISC	
DATE	TEAM	GP	GS	TK	S	A	TFL	YDS	SK	YDS	QBH	NO	YDS	LG	TD	PD	FF	FR	TD	YDS	TK	S	A	FF	FR	S	A
2024	Ravens	2	0	0	0	0	0	0	0.0	0.0	0	0	0	0	0	0	0	0	0	0	0	0	0	0	0	0	0
NFL TOTALS		2	0	0	0	0	0	0	0.0	0.0	0	0	0	0	0	0	0	0	0	0	0	0	0	0	0	0	0

SANOUSSI KANE'S SINGLE-GAME HIGHS: DEFENSIVE

Total Tackles

1 vs. Denver Broncos, Nov 03, 2024

Special Teams Tackles

3 at Cleveland Browns, Oct 27, 2024

28 SANOUSI KANE

SANOUSI KANE'S 2024 GXG REGULAR-SEASON STATISTICS (RAVENS)

			TACKLES							INTERCEPTIONS					FUMBLES				ST				MISC						
DATE	OPPONENT	P/S	TK	S	A	SK	YDS	TFL	YDS	QBH	NO	YDS	LG	TD	PD	FF	FR	TD	YDS	TK	S	A	FF	FR	S	A	W/L	SCORE	
09/05	at Chiefs	P	0	0	0	0.0	0.0	0	0	0	0	0	0	0	0	0	0	0	0	0	0	0	0	0	0	0	L	20-27	
09/15	Raiders	P	0	0	0	0.0	0.0	0	0	0	0	0	0	0	0	0	0	0	0	0	0	0	0	0	0	0	L	23-26	
09/22	at Cowboys	P	0	0	0	0.0	0.0	0	0	0	0	0	0	0	0	0	0	0	0	0	0	0	0	0	0	0	W	28-25	
09/29	Bills	P	0	0	0	0.0	0.0	0	0	0	0	0	0	0	0	0	0	0	0	0	0	0	0	0	0	0	W	35-10	
10/06	at Bengals	P	0	0	0	0.0	0.0	0	0	0	0	0	0	0	0	0	0	0	0	0	0	0	0	0	0	0	W	41-38+	
10/13	Commanders	P	0	0	0	0.0	0.0	0	0	0	0	0	0	0	0	0	0	0	0	0	0	0	0	0	0	0	W	30-23	
10/21	at Buccaneers	P	0	0	0	0.0	0.0	0	0	0	0	0	0	0	0	0	0	0	0	0	0	0	0	0	0	0	W	41-31	
10/27	at Browns	P	0	0	0	0.0	0.0	0	0	0	0	0	0	0	0	0	0	0	0	0	3	2	1	0	0	0	L	24-29	
11/03	Broncos	P	1	0	1	0.0	0.0	0	0	0	0	0	0	0	0	0	0	0	0	0	2	1	1	0	0	0	W	41-10	
11/07	Bengals	P	0	0	0	0.0	0.0	0	0	0	0	0	0	0	0	0	0	0	0	0	1	0	1	0	0	0	W	35-34	
11/17	at Steelers	P	0	0	0	0.0	0.0	0	0	0	0	0	0	0	0	0	0	0	0	0	0	0	0	0	0	0	L	16-18	
11/25	at Chargers		ON INACTIVE LIST																									W	30-23
12/01	Eagles	P	0	0	0	0.0	0.0	0	0	0	0	0	0	0	0	0	0	0	0	0	0	0	0	0	0	0	L	19-24	
12/15	at Giants		INACTIVE																									W	35-14
12/21	Steelers	P	0	0	0	0.0	0.0	0	0	0	0	0	0	0	0	0	0	0	0	0	0	0	0	0	0	0	W	34-17	
12/25	at Texans	P	1	1	0	0.0	0.0	0	0	0	0	0	0	0	0	0	0	0	0	0	0	0	0	0	0	0	W	31-2	
01/04	Browns	P	0	0	0	0.0	0.0	0	0	0	0	0	0	0	0	0	0	0	0	0	1	1	0	0	0	0	W	35-10	
2024 TOTALS			15-0	2	1	1	0.0	0.0	0	0	0	0	0	0	0	0	0	0	0	0	7	4	3	0	0	0	0	12-5	
+ - Overtime																													

+ - Overtime

SANOUSI KANE'S 2024 GXG POSTSEASON STATISTICS (RAVENS)

			TACKLES							INTERCEPTIONS					FUMBLES				ST				MISC						
DATE	OPPONENT	P/S	TK	S	A	SK	YDS	TFL	YDS	QBH	NO	YDS	LG	TD	PD	FF	FR	TD	YDS	TK	S	A	FF	FR	S	A	W/L	SCORE	
01/11	Steelers	P	0	0	0	0.0	0.0	0	0	0	0	0	0	0	0	0	0	0	0	0	0	0	0	0	0	0	W	28-14	
01/19	at Bills	P	0	0	0	0.0	0.0	0	0	0	0	0	0	0	0	0	0	0	0	0	0	0	0	0	0	0	L	25-27	
2024 TOTALS			2-0	0	0	0	0.0	0.0	0	0	0	0	0	0	0	0	0	0	0	0	0	0	0	0	0	0	0	1-1	

SANOUSI KANE'S COLLEGE DEFENSIVE STATISTICS

		TACKLES										INTERCEPTIONS					FUMBLES				ST				MISC		
DATE	TEAM	GP	GS	TK	S	A	TFL	YDS	SK	YDS	QBH	NO	YDS	LG	TD	PD	FF	FR	TD	YDS	TK	S	A	FF	FR	S	A
2020	Purdue	6	0	3	2	1	0.0	0.0	0.0	0.0	0	0	0	0	0	0	0	0	0	0	0	0	0	0	0	0	0
2021	Purdue	13	1	7	4	3	0.5	0.0	0.0	0.0	0	0	0	0	0	0	0	0	0	0	0	0	0	0	0	0	0
2022	Purdue	14	12	72	54	18	4.5	21.0	1.0	11.0	1	0	0	0	0	3	2	1	0	29	0	0	0	0	0	0	0
2023	Purdue	12	12	79	55	24	6.0	16.0	1.0	4.0	2	0	0	0	0	7	1	0	0	0	0	0	0	0	0	0	0
TOTALS		45	25	161	115	46	11.0	37.0	2.0	15.0	3	0	0	0	0	10	3	1	0	29	0	0	0	0	0	0	0



33

CB

5-10 | 188

ANTHONY KENDALL

COLLEGE: BALDWIN WALLACE

AGE: 25 HOMETOWN: PORT RICHEY, FL

EXP. (NFL/RAVENS): 2/1 GP/GS (PLAYOFFS): 16/0



— KEY TRANSACTIONS —

- Signed to the Baltimore Ravens’ practice squad on 10/16/24
- Released by the Titans on 10/10/24
- Signed to the Titans’ practice squad on 8/28/24
- Waived by the Titans on 8/27/24
- Signed as undrafted free agent with the Tennessee Titans on 5/12/23

— CAREER HIGHLIGHTS —

- Saw action as a reserve in 16 games as a rookie for the Titans in 2023, tying for the team lead with 9 ST tackles... Led or tied for the team lead in ST tackles in four games...Made his NFL debut at NO (9/10/23)

— PERSONAL —

- Played three years of football at Anclote (Holiday, FL) HS before transferring to River Ridge (New Port Richey, FL) HS for his senior season

- Also competed for two years in basketball and three years in weightlifting and track and field...Placed fifth in the 300-meter hurdles at the Florida High School Athletic Association State Championships
- Graduated from high school with a 4.1 cumulative grade point average and was the recipient of the Alumni Award
- Did not have any Division I offers coming out of high school, so he decided to go to Baldwin Wallace, a Division III school in the Ohio Athletic Conference
- Was a Dean’s List student, Jacket Scholar and member of Chi Alpha Sigma Honor Society while at Baldwin Wallace
- Graduated with a degree in business in healthcare
- Following his NFL debut, became the first Baldwin Wallace alumni to play in the NFL since 1987

— 2024 SEASON HIGHLIGHTS —

- Spent most of the season on Baltimore’s practice squad

ANTHONY KENDALL'S NFL REGULAR SEASON DEFENSIVE STATISTICS																											
		TACKLES								INTERCEPTIONS						FUMBLES				ST				MISC			
DATE	TEAM	GP	GS	TK	S	A	TFL	YDS	SK	YDS	QBH	NO	YDS	LG	TD	PD	FF	FR	TD	YDS	TK	S	A	FF	FR	S	A
2023	Titans	16	0	0	0	0	0	0	0.0	0.0	0	0	0	0	0	0	0	0	0	0	9	5	4	0	0	0	0
2024	Titans	0	0	0	0	0	0	0	0.0	0.0	0	0	0	0	0	0	0	0	0	0	0	0	0	0	0	0	0
Went from Tennessee to Baltimore.																											
2024	Ravens	0	0	0	0	0	0	0	0.0	0.0	0	0	0	0	0	0	0	0	0	0	0	0	0	0	0	0	0
2024	TOTAL	0	0	0	0	0	0	0	0.0	0.0	0	0	0	0	0	0	0	0	0	0	0	0	0	0	0	0	0
NFL TOTALS		16	0	0	0	0	0	0	0.0	0.0	0	0	0	0	0	0	0	0	0	0	9	5	4	0	0	0	0


ANTHONY KENDALL'S NFL POSTSEASON DEFENSIVE STATISTICS																											
		TACKLES								INTERCEPTIONS						FUMBLES				ST				MISC			
DATE	TEAM	GP	GS	TK	S	A	TFL	YDS	SK	YDS	QBH	NO	YDS	LG	TD	PD	FF	FR	TD	YDS	TK	S	A	FF	FR	S	A
2024	Ravens	0	0	0	0	0	0	0	0.0	0.0	0	0	0	0	0	0	0	0	0	0	0	0	0	0	0	0	0
NFL TOTALS		0	0	0	0	0	0	0	0.0	0.0	0	0	0	0	0	0	0	0	0	0	0	0	0	0	0	0	0

ANTHONY KENDALL'S 2024 GXG REGULAR-SEASON STATISTICS (TITANS/RAVENS)																												
			TACKLES							INTERCEPTIONS							FUMBLES				ST				MISC			
DATE	OPPONENT	P/S	TK	S	A	SK	YDS	TFL	YDS	QBH	NO	YDS	LG	TD	PD	FF	FR	TD	YDS	TK	S	A	FF	FR	S	A	W/L	SCORE
09/08	at Bears		DID NOT PLAY																					L	17-24			
09/15	Jets		DID NOT PLAY																					L	17-24			
09/22	Packers		PRACTICE SQUAD																					L	14-30			
09/30	at Dolphins		PRACTICE SQUAD																					W	31-12			
10/13	Colts		PRACTICE SQUAD																					L	17-20			
Went from Titans to Ravens .																												
10/21	at Buccaneers		PRACTICE SQUAD																					W	41-31			
10/27	at Browns		PRACTICE SQUAD																					L	24-29			
11/03	Broncos		PRACTICE SQUAD																					W	41-10			
11/07	Bengals		PRACTICE SQUAD																					W	35-34			
11/17	at Steelers		PRACTICE SQUAD																					L	16-18			
11/25	at Chargers		PRACTICE SQUAD																					W	30-23			
12/01	Eagles		PRACTICE SQUAD																					L	19-24			
12/15	at Giants		PRACTICE SQUAD																					W	35-14			
12/21	Steelers		PRACTICE SQUAD																					W	34-17			
12/25	at Texans		PRACTICE SQUAD																					W	31-2			
01/04	Browns		PRACTICE SQUAD																					W	35-10			
2024 TOTALS			0	0	0	0.0	0.0	0	0	0	0	0	0	0	0	0	0	0	0	0	0	0	0	0	0	0	9-7	

33 ANTHONY KENDALL

ANTHONY KENDALL'S 2024 GXG POSTSEASON STATISTICS (RAVENS)

DATE	OPPONENT	P/S	TACKLES							INTERCEPTIONS					FUMBLES				ST				MISC				W/L	SCORE
			TK	S	A	SK	YDS	TFL	YDS	QBH	NO	YDS	LG	TD	PD	FF	FR	TD	YDS	TK	S	A	FF	FR	S	A		
01/11	Steelers																										W	28-14
01/19	at Bills																										L	25-27
2024 TOTALS			0	0	0	0.0	0.0	0	0	0	0	0	0	0	0	0	0	0	0	0	0	0	0	0	0	0	1-1	



35

CB

5-10 | 201

DESMOND KING II

COLLEGE: IOWA

AGE: 30 HOMETOWN: DETROIT, MI

EXP. (NFL/RAVENS): 8/1

GP/GS (PLAYOFFS): 106/56 (5/4)



— KEY TRANSACTIONS —

- Activated from the practice squad (standard elevation) on 12/15/24 (at NYG) and 12/21/24 (vs. Pit.)
- Signed to the Baltimore Ravens' practice squad on 11/19/24
- Released by the Texans on 11/12/24
- Activated from the practice squad (standard elevation) on 10/20/24 (at GB)
- Signed to the Texans' practice squad on 9/11/24
- Released by the Texans on 8/27/24
- Re-signed (one-year deal) with the Texans on 3/12/24
- Signed to the Texans' active roster from the practice squad on 11/29/23
- Activated from the practice squad (standard elevation) on 11/26/23 (vs. Jax.)
- Signed to the Texans' practice squad on 11/20/23
- Released by the Steelers on 10/18/23
- Signed with the Pittsburgh Steelers on 8/31/23
- Released by the Texans on 8/28/23
- Re-signed (two-year deal) with the Texans on 3/21/22
- Signed a one-year contract with the Houston Texans on 3/30/21
- Acquired by the Tennessee Titans in a trade with the Chargers on 11/2/20
- Originally selected by the Los Angeles Chargers in the fifth round (151st overall) of the 2017 NFL Draft

— HONORS —

- *Associated Press* first-team All-Pro (2018)
- *Associated Press* second-team All-Pro (2018)
- AFC Defensive Player of the Week (Week 9, 2018)
- AFC Special Teams Player of the Week (Week 13, 2018)

— CAREER HIGHLIGHTS —

- Played in 10 games (three starts) for the Texans and Steelers in 2023, totaling 46 tackles (22 solo), 5 TFL, 1 sack and 2 PD...Registered a career-best two games with at least 10 tackles on the season...Recorded 17 tackles (12 solo), 2 TFL and 1 sack across two playoff games for the Texans, both of which he started in
- Appeared in 17 games (13 starts) for Houston in 2022, recording a career-high 88 tackles (59 solo), 2 FRs, 2 INTs, 8 PD and a career-high 10 TFL...Added a career-high 33 punt returns for 309 yards (9.4 avg.)...One of two players (LB Matt Milano) to record 10+ TFL, 2+ INTs and 2+ FRs on the season

- In 2021, appeared in 16 games (12 starts) for the Texans, totaling 86 tackles (62 solo), 1 TFL, 1 FF, 3 INTs and 6 PD, while adding a career-high 7 ST tackles...Also returned 17 punts for 154 yards (9.1 avg.)...Tallied his second-career multi-INT game at Ten. (11/21/21)
- Was traded from the Chargers to the Titans midway through the 2020 season...Totaled 54 tackles (39 solo), 2 TFL, 2 sacks, 2 PD and 1 FR returned for a TD between the Chargers and Titans in 15 games (eight starts)...One of five DBs since 2010 to total 5 TDs across his first four seasons in the league
- Played in 15 games (eight starts) in 2019, registering 50 tackles (39 solo), 2.5 sacks, 2 FRs, 1 FF, 4 TFL, 4 QBHs and 2 PD, while returning 21 punts for 118 yards (5.6 avg.) with 1 TD and 16 kickoffs for 331 yards (20.7 avg.)...Became the second player in Chargers history to record a punt return TD in consecutive seasons (Speedy Duncan, 1965-66)
- In 2018, appeared in all 16 games (eight starts) en route to earning first-team All-Pro honors as a DB and second-team honors as a punt returner...Tallied 61 tackles (46 solo), 4 TFL, 3 INTs, 2 FRs, 1 FF and a career-best 10 PD...Recorded 23 punt returns for 318 yards (13.8 avg.) with 1 TD and 22 kickoff returns for 522 yards (23.7 avg.)...Became the sixth player since 1970 and second DB (Roy Williams, 2002-03) ever to post multiple pick-sixes and at least 4 sacks over their first two seasons...Made his playoff debut at Bal. (1/6/19), recording 4 tackles (3 solo) and 1 sack, while adding 4 punt returns for 46 yards, including a Chargers franchise playoff-record 33-yard return, and 1 kickoff return for 72 yards, marking the second-longest return in Chargers franchise playoff history
- Appeared in all 16 games (four starts) as a rookie for the Chargers in 2017, posting 71 tackles (61 solo), a career-high 4 sacks, 6 TFL, 6 QBH, 5 PD and 1 INT, which he returned for a TD...Also added 17 kickoff returns for 353 yards (20.8 avg.)...One of four DBs (Bill Bates, Jaquan Brisker, Mike Hilton) in NFL history with at least 4 sacks in their first season...Was one of four players (Carlos Dunlap, Cameron Jordan and Ryan Kerrigan) to post an INT returned for a TD and at least 3 sacks on the season

— PERSONAL —

- Earned first-team All-State football honors as a junior and senior at East English Village Preparatory Academy (Detroit, MI)
- Set a Michigan high school record with 29 career INTs
- Started the King Kares foundation in 2017 with the goal to provide financial support to underprivileged families in the Detroit area

35 DESMOND KING II

- Is an avid bowler and has a lifetime high score of 215
- Earned his degree from the University of Iowa with a double-major in African American studies and broadcasting
- Lettered four years in football and track & field while in high school

— 2024 SEASON HIGHLIGHTS —

- Played in two games after signing with the Ravens on 11/19, totaling 2 tackles (1 solo) and 1 ST tackle...Also returned 3 punts, recording 38 yards (12.7 avg.) and a Ravens' season-long 22-yarder at NYG (12/15)

DESMOND KING II'S NFL REGULAR SEASON DEFENSIVE STATISTICS

				TACKLES								INTERCEPTIONS						FUMBLES				ST					MISC	
DATE	TEAM	GP	GS	TK	S	A	TFL	YDS	SK	YDS	QBH	NO	YDS	LG	TD	PD	FF	FR	TD	YDS	TK	S	A	FF	FR	S	A	
2017	Chargers	16	4	71	61	10	6	21	4.0	11.0	6	1	90	90t	1	5	0	0	0	0	5	5	0	0	0	0	0	0
2018	Chargers	16	8	61	46	15	4	8	0.0	0.0	2	3	75	42t	1	10	0	1	0	0	1	1	0	1	1	0	0	
2019	Chargers	15	8	50	39	11	4	12	2.5	14.0	4	0	0	0	0	2	1	1	0	13	1	1	0	0	1	0	0	
2020	Chargers	6	3	23	18	5	0	0	1.0	0.0	1	0	0	0	0	0	0	0	0	0	1	1	0	0	0	0	0	
Went from L.A. Chargers to Tennessee.																												
2020	Titans	9	5	31	21	10	2	7	1.0	2.0	1	0	0	0	0	2	0	1	1	63	0	0	0	0	0	0	0	
2020	TOTAL	15	8	54	39	15	2	7	2.0	2.0	2	0	0	0	0	2	0	1	1	63	1	1	0	0	0	0	0	
2021	Texans	16	12	86	62	24	1	1	0.0	0.0	0	3	25	25	0	6	1	0	0	0	7	6	1	0	0	0	0	
2022	Texans	17	13	88	59	29	10	18	0.0	0.0	2	2	30	29	0	8	0	2	0	20	1	0	1	0	0	0	0	
2023	Texans	8	3	46	22	24	5	13	1.0	7.0	2	0	0	0	0	2	0	0	0	0	1	0	1	0	0	0	0	
Went from Houston to Pittsburgh.																												
2023	Steelers	0	0	0	0	0	0	0	0.0	0.0	0	0	0	0	0	0	0	0	0	0	0	0	0	0	0	0	0	
2023	TOTAL	8	3	46	22	24	5	13	1.0	7.0	2	0	0	0	0	2	0	0	0	0	1	0	1	0	0	0	0	
2024	Texans	1	0	0	0	0	0	0	0.0	0.0	0	0	0	0	0	0	0	0	0	0	0	0	0	0	0	0	0	
Went from Houston to Baltimore.																												
2024	Ravens	2	0	2	1	1	0	0	0.0	0.0	0	0	0	0	0	0	0	0	0	0	1	1	0	0	0	0	0	
2024	TOTAL	3	0	2	1	1	0	0	0.0	0.0	0	0	0	0	0	0	0	0	0	0	1	1	0	0	0	0	0	
NFL TOTALS		106	56	458	329	129	32	80	9.5	34.0	18	9	220	90T	2	35	2	5	1	96	18	15	3	1	2	0	0	

DESMOND KING II'S NFL POSTSEASON DEFENSIVE STATISTICS

		TACKLES										INTERCEPTIONS					FUMBLES				ST				MISC			
DATE	TEAM	GP	GS	TK	S	A	TFL	YDS	SK	YDS	QBH	NO	YDS	LG	TD	PD	FF	FR	TD	YDS	TK	S	A	FF	FR	S	A	
2018	Chargers	2	2	10	6	4	1	1	1.0	1.0	2	0	0	0	0	0	0	0	0	0	2	2	0	0	0	0	0	0
2020	Titans	1	0	6	5	1	0	0	0.0	0.0	0	0	0	0	0	0	0	0	0	0	0	0	0	0	0	0	0	
2023	Texans	2	2	17	12	5	2	14	1.0	13.0	1	0	0	0	0	0	0	0	0	0	0	0	0	0	0	0	0	
2024	Ravens	0	0	0	0	0	0	0	0.0	0.0	0	0	0	0	0	0	0	0	0	0	0	0	0	0	0	0	0	
NFL TOTALS		5	4	33	23	10	3	15	2.0	14.0	3	0	0	0	0	0	0	0	0	0	2	2	0	0	0	0	0	0

DESMOND KING II'S NFL REGULAR SEASON RETURN STATISTICS

DATE	TEAM	KICKOFF RETURNS						PUNT RETURNS					
		RET.	YDS.	AVG.	LG	TD		NO.	FC	YDS.	AVG.	LG	TD
2017	Chargers	17	353	20.8	44	0		1	1	2	2.0	2	0
2018	Chargers	22	522	23.7	40	0		23	8	318	13.8	73t	1
2019	Chargers	15	311	20.7	43	0		21	11	118	5.6	68t	1
2020	Chargers	0	0	0.0	0	0		6	4	17	2.8	7	0
Went from L.A. Chargers to Tennessee.													
2020	Titans	0	0	0.0	0	0		0	0	0	0.0	0	0
2020	TOTAL	0	0	0.0	0	0		6	4	17	2.8	7	0
2021	Texans	1	27	27.0	27	0		17	7	154	9.1	20	0
2022	Texans	1	50	50.0	50	0		33	16	309	9.4	31	0
2023	Texans	1	23	23.0	23	0		8	4	101	12.6	22	0
Went from Houston to Pittsburgh.													
2023	Steelers	4	88	22.0	27	0		0	0	0	0.0	0	0
2023	TOTAL	5	111	22.2	27	0		8	4	101	12.6	22	0
2024	Texans	0	0	0.0	0	0		2	1	2	1.0	2	0
Went from Houston to Baltimore.													
2024	Ravens	0	0	0.0	0	0		3	4	38	12.7	22	0
2024	TOTAL	0	0	0.0	0	0		5	5	40	8.0	22	0
NFL TOTALS		61	1,374	22.5	50	0		114	56	1,059	9.3	73T	2

DESMOND KING II'S NFL POSTSEASON RETURN STATISTICS

DATE	TEAM	KICKOFF RETURNS						PUNT RETURNS					
		RET.	YDS.	AVG.	LG	TD		NO.	FC	YDS.	AVG.	LG	TD
2018	Chargers	6	179	29.8	72	0		5	1	46	9.2	33	0
2020	Titans	0	0	0.0	0	0		0	0	0	0.0	0	0
2023	Texans	0	0	0.0	0	0		1	1	8	8.0	8	0
2024	Ravens	0	0	0.0	0	0		0	0	0	0.0	0	0
NFL TOTALS		6	179	29.8	72	0		6	2	54	9.0	33	0

35 DESMOND KING II

DESMOND KING II'S SINGLE-GAME HIGHS: DEFENSIVE

Total Tackles	11 vs. Cleveland Browns, Dec 24, 2023 ...1 more at 11.	Interceptions	2 at Tennessee Titans, Nov 21, 2021 ...1 more at 2.
Solo Tackles	9 at Pittsburgh Steelers, Dec 02, 2018	Interception Return Yards	90 at Dallas Cowboys, Nov 23, 2017
Sacks	2.5 at Miami Dolphins, Sep 29, 2019	Special Teams Tackles	3 vs. Los Angeles Chargers, Dec 26, 2021
Passes Defensed	3 at Jacksonville Jaguars, Oct 09, 2022 ...1 more at 3.	Special Teams Forced Fumbles	1 at Denver Broncos, Dec 30, 2018
Forced Fumbles	1 at Buffalo Bills, Oct 03, 2021 ...1 more at 1.	Special Teams Fumble Recoveries	1 vs. Kansas City Chiefs, Nov 18, 2019 ...1 more at 1.
Fumble Recoveries	1 vs. Chicago Bears, Nov 08, 2020 ...2 more at 1.	Longest Opp Fumble Return	63 vs. Chicago Bears, Nov 08, 2020
Tackles For Loss	2 vs. Cleveland Browns, Dec 24, 2023 ...5 more at 2.		

DESMOND KING II'S SINGLE-GAME HIGHS - POSTSEASON: DEFENSIVE

Total Tackles	12 vs. Cleveland Browns, Jan 13, 2024	Tackles For Loss	2 at Baltimore Ravens, Jan 20, 2024
Solo Tackles	7 vs. Cleveland Browns, Jan 13, 2024	Special Teams Tackles	1 at New England Patriots, Jan 13, 2019 ...1 more at 1.
Sacks	1.0 at Baltimore Ravens, Jan 20, 2024 ...1 more at 1.0.		

DESMOND KING II'S 2024 GXG REGULAR-SEASON STATISTICS (TEXANS/RAVENS)

			TACKLES							INTERCEPTIONS							FUMBLES					ST					MISC							
DATE	OPPONENT	P/S	TK	S	A	SK	YDS	TFL	YDS	QBH	NO	YDS	LG	TD	PD	FF	FR	TD	YDS	TK	S	A	FF	FR	S	A	W/L	SCORE						
09/15	Bears																										W	19-13						
09/22	at Vikings																										L	7-34						
09/29	Jaguars																										W	24-20						
10/06	Bills																										W	23-20						
10/13	at Patriots																										W	41-21						
10/20	at Packers																										L	22-24						
10/27	Colts																										W	23-20						
10/31	at Jets																										L	13-21						
11/10	Lions																										L	23-26						
11/18	at Cowboys																										W	34-10						
												Went from Texans to Ravens .																					W	
11/25	at Chargers																										W	30-23						
12/01	Eagles																										L	19-24						
12/15	at Giants	P	2	1	1	0.0	0.0	0	0	0	0	0	0	0	0	0	0	0	0	0	0	0	0	0	0	0	0	W	35-14					
12/21	Steelers	P	0	0	0	0.0	0.0	0	0	0	0	0	0	0	0	0	0	0	0	0	1	1	0	0	0	0	0	W	34-17					
12/25	at Texans																										W	31-2						
01/04	Browns																										W	35-10						
2024 TOTALS			2-0	2	1	1	0.0	0.0	0	0	0	0	0	0	0	0	0	0	0	0	1	1	0	0	0	0	0	11-5						

DESMOND KING II'S 2024 GXG POSTSEASON STATISTICS (RAVENS)

			TACKLES					INTERCEPTIONS					FUMBLES					ST					MISC						
DATE	OPPONENT	P/S	TK	S	A	SK	YDS	TFL	YDS	QBH	NO	YDS	LG	TD	PD	FF	FR	TD	YDS	TK	S	A	FF	FR	S	A	W/L	SCORE	
01/11	Steelers																										W	28-14	
01/19	at Bills																										L	25-27	
2024 TOTALS			0	0	0	0.0	0.0	0	0	0	0	0	0	0	0	0	0	0	0	0	0	0	0	0	0	0	0	1-1	



87

WR

6-3 | 210

KEITH KIRKWOOD

COLLEGE: TEMPLE

AGE: 30 HOMETOWN: NEPTUNE, NJ

EXP. (NFL/RAVENS): 5/1

GP/GS (PLAYOFFS): 31/6 (1/1)



— KEY TRANSACTIONS —

- Activated from the practice squad (standard elevation) on 1/11/25 (vs. Pit.)
- Released by Baltimore on 8/27/24 and signed to the practice squad on 8/28/24
- Signed a one-year deal with the Ravens on 6/28/24
- Re-signed with the Sains on 11/14/23
- Waived by New Orleans on 11/11/23
- Signed a one-year contract extension with New Orleans on 2/17/23
- Signed to the active roster from the practice squad on 1/4/23
- Activated from the practice squad (standard elevation) on 12/24/22 (at Cle.) and 1/1/23 (at Phi.)
- Signed with the Saints' practice squad on 10/31/22
- Released by the Saints on 10/29/22
- Re-signed with the Saints on 10/25/22
- Released by the Saints on 10/18/22
- Signed to the Saints' 53-man roster from the practice squad on 10/15/22
- Activated from the practice squad (standard elevation) on 10/9/22 (vs. Sea.)
- Signed to the Saints' practice squad on 9/28/22
- Released by the Panthers on 8/30/22
- Re-signed with Carolina on 6/6/22
- Activated from the practice squad (standard elevation) on 10/24/21 (at NYG), 10/31/21 (at Atl.) and 1/9/22 (at TB)
- Signed to the Panthers' practice squad on 9/1/21 after being waived on 8/31/21
- Signed a one-year contract extension with Carolina on 2/21/21
- Placed on Injured reserve (clavicle) on 10/19/20
- Activated from Injured Reserve on 10/16/20
- Placed on Injured Reserve (clavicle) on 9/6/20
- Signed a one-year deal with Carolina on 3/19/20

- Placed on Injured Reserve (hamstring) on 9/17/19
- Signed to the Saints' 53-man roster from the practice squad on 11/10/18
- Signed to the Saints' practice squad on 9/2/18 after being waived on 9/1/18
- Signed with the Saints as an undrafted rookie free agent on 5/7/18

— CAREER HIGHLIGHTS —

- Played in 13 games (four starts) for New Orleans in 2023, totaling 5 receptions for 37 yards and 1 TD on an offense that ranked ninth in scoring (23.6 ppg)
- Played in eight games (one start) for New Orleans as a rookie in 2018, registering 13 catches for 209 yards and 2 TDs...Contributed to a unit that ranked third in scoring (31.5 ppg)...Also posted 2 receptions for 8 yards and 1 TD as a starter in his playoff debut, a 20-14 Divisional win vs. Phi. (1/13/19)...Became the fifth player and third WR in franchise history to tally a receiving TD in a playoff debut, joining TE Jimmy Graham (1/7/12 vs. Det.), RB Deuce McAllister (1/13/07 vs. Phi.), WR Robert Wilson (12/30/00 vs. STL) and WR Eric Martin (1/3/88 vs. Min.)

— PERSONAL —

- Earned a degree in criminal justice
- Didn't play football until his senior year of high school
- Received several Division 1 basketball scholarship offers and intended on playing college basketball at Davidson, before falling in love with and excelling at football
- He starred on an AAU team alongside current and former NBA players, Karl-Anthony Towns, DeAndre' Bembry, Wade Baldwin and Malachi Richardson
- Transferred to Temple to be closer to home to his daughter, Aria...Before she was born, her biological father passed away...Since then, he's stepped into a father figure role...Also has a daughter, Kali, and a son due in November

— 2024 SEASON HIGHLIGHTS —

- Spent the entire season on Baltimore's practice squad

KEITH KIRKWOOD'S NFL REGULAR SEASON RUSHING/RECEIVING STATISTICS

DATE	TEAM	GP	GS	RECEIVING					RUSHING				
				NO.	YDS.	AVG.	LG	TD	NO.	YDS.	AVG.	LG	TD
2018	Saints	8	1	13	209	16.1	42	2	0	0	0.0	0	0
2019	Saints	1	0	0	0	0.0	0	0	0	0	0.0	0	0
2020	Panthers	1	0	1	13	13.0	13	0	0	0	0.0	0	0
2021	Panthers	3	0	3	17	5.7	7	0	0	0	0.0	0	0
2022	Saints	5	1	2	18	9.0	14	0	0	0	0.0	0	0
2023	Saints	13	4	5	37	7.4	13	1	0	0	0.0	0	0
2024	Ravens	0	0	0	0	0.0	0	0	0	0	0.0	0	0
NFL TOTALS		31	6	24	294	12.3	42	3	0	0	0.0	0	0

87 KEITH KIRKWOOD

KEITH KIRKWOOD'S NFL POSTSEASON RUSHING/RECEIVING STATISTICS

DATE	TEAM	GP	GS	RECEIVING					RUSHING				
				NO.	YDS.	AVG.	LG	TD	NO.	YDS.	AVG.	LG	TD
2018	Saints	1	1	2	8	4.0	6	1	0	0	0.0	0	0
2019	Saints	0	0	0	0	0.0	0	0	0	0	0.0	0	0
2024	Ravens	0	0	0	0	0.0	0	0	0	0	0.0	0	0
NFL TOTALS		1	1	2	8	4.0	6	1	0	0	0.0	0	0

KEITH KIRKWOOD'S SINGLE-GAME HIGHS: RECEIVING

Receptions

3 at New York Giants, Oct 24, 2021
...1 more at 3.

Receiving Yards

45 at Cincinnati Bengals, Nov 11, 2018

Receiving Average

11.0 vs. Philadelphia Eagles, Nov 18, 2018

Longest Receptions

42 at Cincinnati Bengals, Nov 11, 2018

Receiving TDs

1 vs. New York Giants, Dec 17, 2023
...2 more at 1.

All-Purpose Yards

45 at Cincinnati Bengals, Nov 11, 2018

Special Teams Tackles

1 at Atlanta Falcons, Nov 26, 2023

Most TDs

1 vs. New York Giants, Dec 17, 2023

Miscellaneous Tackles

1 vs. Atlanta Falcons, Nov 22, 2018

Scrimmage Yards

45 at Cincinnati Bengals, Nov 11, 2018

KEITH KIRKWOOD'S SINGLE-GAME HIGHS - POSTSEASON: RECEIVING

Receptions

2 vs. Philadelphia Eagles, Jan 13, 2019

Receiving Yards

8 vs. Philadelphia Eagles, Jan 13, 2019

Longest Receptions

6 vs. Philadelphia Eagles, Jan 13, 2019

Receiving TDs

1 vs. Philadelphia Eagles, Jan 13, 2019

All-Purpose Yards

8 vs. Philadelphia Eagles, Jan 13, 2019

Most TDs

1 vs. Philadelphia Eagles, Jan 13, 2019

Scrimmage Yards

8 vs. Philadelphia Eagles, Jan 13, 2019

KEITH KIRKWOOD'S 2024 GXG REGULAR-SEASON STATISTICS (RAVENS)

DATE	OPPONENT	P/S	RECEIVING					RUSHING					W/L	SCORE
			NO.	YDS.	AVG.	LG	TD	NO.	YDS.	AVG.	LG	TD		
09/05	at Chiefs							PRACTICE SQUAD					L	20-27
09/15	Raiders							PRACTICE SQUAD					L	23-26
09/22	at Cowboys							PRACTICE SQUAD					W	28-25
09/29	Bills							PRACTICE SQUAD					W	35-10
10/06	at Bengals							PRACTICE SQUAD					W	41-38+
10/13	Commanders							PRACTICE SQUAD					W	30-23
10/21	at Buccaneers							PRACTICE SQUAD					W	41-31
10/27	at Browns							PRACTICE SQUAD					L	24-29
11/03	Broncos							PRACTICE SQUAD					W	41-10
11/07	Bengals							PRACTICE SQUAD					W	35-34
11/17	at Steelers							PRACTICE SQUAD					L	16-18
11/25	at Chargers							PRACTICE SQUAD					W	30-23
12/01	Eagles							PRACTICE SQUAD					L	19-24
12/15	at Giants							PRACTICE SQUAD					W	35-14
12/21	Steelers							PRACTICE SQUAD					W	34-17
12/25	at Texans							PRACTICE SQUAD					W	31-2
01/04	Browns							PRACTICE SQUAD					W	35-10
2024 TOTALS		0-0	0	0	0.0	0	0	0	0	0.0	0	0	12-5	

+ - Overtime

KEITH KIRKWOOD'S 2024 GXG POSTSEASON STATISTICS (RAVENS)

DATE	OPPONENT	P/S	RECEIVING					RUSHING					W/L	SCORE
			NO.	YDS.	AVG.	LG	TD	NO.	YDS.	AVG.	LG	TD		
01/11	Steelers							INACTIVE					W	28-14
01/19	at Bills							PRACTICE SQUAD					L	25-27
2024 TOTALS		0-0	0	0	0.0	0	0	0	0	0.0	0	0	1-1	



88

TE

6-6 | 267

CHARLIE KOLAR

COLLEGE: IOWA STATE

AGE: 26 HOMETOWN: NORMAN, OK

EXP. (NFL/RAVENS): 3/3 GP/GS (PLAYOFFS): 30/6 (4/0)



— KEY TRANSACTIONS —

- Activated from Injured Reserve on 1/3/25
- Designated to return from Injured Reserve on 12/30/24
- Placed on Injured Reserve on 11/30/24
- Activated from Injured Reserve on 11/8/22
- Placed on Injured Reserve (sports hernia) on 8/31/22
- Charlie Kolar was selected by the Ravens in the fourth round (128th overall) of the 2022 NFL Draft...Was the third of six Ravens' picks (T Daniel Faalele 110th; CB Jalyn Armour-Davis 119th; P Jordan Stout, 130th; TE Isaiah Likely, 139th and CB Damarion Williams, 141st) in the round

— CAREER HIGHLIGHTS —

- Appeared in 15 games (three starts) with Baltimore in 2023, recording 7 catches for 87 yards and 1, while also adding 4 ST tackles (3 solo)...Was part of a Baltimore TEs group that led the NFL with 12 receiving TDs...Contributed to an offense that ranked fourth in scoring (28.4 ppg) and No. 6 in total yards (370.4 ypg)
- Appeared in two games as a rookie in 2022, posting 4 receptions for 49 yards...Spent Weeks 1-9 on Injured Reserve (sports hernia)
- Posted his first-career reception – a 15-yard gain – while finishing with 4 receptions for 49 yards at Cin. (1/8/23)

— PERSONAL —

- Compiled a 3.99 GPA at Iowa State and is currently pursuing a post-graduate degree in finance
- His older brother, John, was a QB at Oklahoma State for four years and a member of the 2019 Cyclones' football program as a graduate transfer

- Is a National Merit Scholar and member of the National Honor Society
- Enjoys playing the piano
- Mother, Maria, played volleyball at Notre Dame
- Graduated from Iowa State with a bachelor's degree in mechanical engineering
- **Last name is pronounced: KOH-ler**

— 2024 SEASON HIGHLIGHTS —

- Saw action in 13 games (three starts), totaling 9 receptions for 131 yards and 1 TD...Part of a TE room that produced a league-high 18 combined receiving TDs...Contributed to an offense that ranked No. 1 in the NFL in yards per game (424.9), yards per play (6.8 – third-best single-season mark in NFL history), yards per rush (5.7 – best mark in single-season NFL history) and red zone efficiency (74.2%) and No. 3 in points per game (30.5), while setting a franchise single-season record with 7,224 net yards
- Returned to the lineup following a four-game stint on IR in the 35-10 win vs. Cle. (1/4)
- Recorded 3 catches for a career-high 64 yards, including a career-long 55-yarder, and 1 TD in the 41-38 OT win at Cin. (10/6)...Added his first-career rush attempt, posting a 2-yard gain to move the chains on fourth down
- Made a then-career-long 30-yard catch and run in the 28-25 win at Dal. (9/22)...The reception put Baltimore inside the red zone, where the offense capitalized with a TD on the ensuing play

CHARLIE KOLAR'S NFL REGULAR SEASON RUSHING/RECEIVING STATISTICS													
DATE	TEAM	GP	GS	RECEIVING					RUSHING				
				NO.	YDS.	AVG.	LG	TD	NO.	YDS.	AVG.	LG	TD
2022	Ravens	2	0	4	49	12.3	15	0	0	0	0.0	0	0
2023	Ravens	15	3	7	87	12.4	19t	1	0	0	0.0	0	0
2024	Ravens	13	3	9	131	14.6	55	1	1	2	2.0	2	0
NFL TOTALS		30	6	20	267	13.4	55	2	1	2	2.0	2	0

CHARLIE KOLAR'S NFL POSTSEASON RUSHING/RECEIVING STATISTICS													
DATE	TEAM	GP	GS	RECEIVING					RUSHING				
				NO.	YDS.	AVG.	LG	TD	NO.	YDS.	AVG.	LG	TD
2022	Ravens	0	0	0	0	0.0	0	0	0	0	0.0	0	0
2023	Ravens	2	0	1	4	4.0	4	0	0	0	0.0	0	0
2024	Ravens	2	0	0	0	0.0	0	0	0	0	0.0	0	0
NFL TOTALS		4	0	1	4	4.0	4	0	0	0	0.0	0	0

88 CHARLIE KOLAR

CHARLIE KOLAR'S SINGLE-GAME HIGHS: RUSHING/RECEIVING

Longest Runs 2 at Cincinnati Bengals, Oct 06, 2024
Receptions 4 at Cincinnati Bengals, Jan 08, 2023
Receiving Yards 64 at Cincinnati Bengals, Oct 06, 2024
Receiving Average 21.3 at Cincinnati Bengals, Oct 06, 2024
Longest Receptions 55 at Cincinnati Bengals, Oct 06, 2024
Receiving TDs 1 at Cincinnati Bengals, Oct 06, 2024
...1 more at 1.

All-Purpose Yards 66 at Cincinnati Bengals, Oct 06, 2024
Special Teams Tackles 1 vs. Miami Dolphins, Dec 31, 2023
...3 more at 1.
Most TDs 1 at Cincinnati Bengals, Oct 06, 2024
...1 more at 1.
Miscellaneous Tackles 1 vs. Los Angeles Rams, Dec 10, 2023
Scrimmage Yards 66 at Cincinnati Bengals, Oct 06, 2024

CHARLIE KOLAR'S SINGLE-GAME HIGHS - POSTSEASON: RECEIVING

Receptions 1 vs. Houston Texans, Jan 20, 2024
Receiving Yards 4 vs. Houston Texans, Jan 20, 2024
Longest Receptions 4 vs. Houston Texans, Jan 20, 2024
All-Purpose Yards 4 vs. Houston Texans, Jan 20, 2024

CHARLIE KOLAR'S 2024 GXG REGULAR-SEASON STATISTICS (RAVENS)

DATE	OPPONENT	P/S	RECEIVING					RUSHING					W/L	SCORE
			NO.	YDS.	AVG.	LG	TD	NO.	YDS.	AVG.	LG	TD		
09/05	at Chiefs	P	0	0	0.0	0	0	0	0	0.0	0	0	L	20-27
09/15	Raiders	S	1	4	4.0	4	0	0	0	0.0	0	0	L	23-26
09/22	at Cowboys	P	1	30	30.0	30	0	0	0	0.0	0	0	W	28-25
09/29	Bills	P	0	0	0.0	0	0	0	0	0.0	0	0	W	35-10
10/06	at Bengals	S	3	64	21.3	55	1	1	2	2.0	2	0	W	41-38+
10/13	Commanders	P	0	0	0.0	0	0	0	0	0.0	0	0	W	30-23
10/21	at Buccaneers	P	1	14	14.0	14	0	0	0	0.0	0	0	W	41-31
10/27	at Browns	S	1	9	9.0	9	0	0	0	0.0	0	0	L	24-29
11/03	Broncos	P	0	0	0.0	0	0	0	0	0.0	0	0	W	41-10
11/07	Bengals	P	1	4	4.0	4	0	0	0	0.0	0	0	W	35-34
11/17	at Steelers	P	0	0	0.0	0	0	0	0	0.0	0	0	L	16-18
11/25	at Chargers	P	1	6	6.0	6	0	0	0	0.0	0	0	W	30-23
12/01	Eagles						INJURED	RESERVE					L	19-24
12/15	at Giants						INJURED	RESERVE					W	35-14
12/21	Steelers						INJURED	RESERVE					W	34-17
12/25	at Texans						INJURED	RESERVE					W	31-2
01/04	Browns	P	0	0	0.0	0	0	0	0	0.0	0	0	W	35-10
2024 TOTALS			13-3	9	131	14.6	55	1	1	2	2.0	2	0	12-5
+ - Overtime														

CHARLIE KOLAR'S 2024 GXG POSTSEASON STATISTICS (RAVENS)

DATE	OPPONENT	P/S	RECEIVING					RUSHING					W/L	SCORE
			NO.	YDS.	AVG.	LG	TD	NO.	YDS.	AVG.	LG	TD		
01/11	Steelers	P	0	0	0.0	0	0	0	0	0.0	0	0	W	28-14
01/19	at Bills	P	0	0	0.0	0	0	0	0	0.0	0	0	L	25-27
2024 TOTALS			2-0	0	0.0	0	0	0	0	0.0	0	0	1-1	



57

LB

6-1 | 235

WILLIAM KWENKEU

COLLEGE: TEMPLE

AGE: 28 HOMETOWN: WALDORF, MD

EXP. (NFL/RAVENS): 3/1 GP/GS (PLAYOFFS): 8/0 (1/0)



— KEY TRANSACTIONS —

- Activated from the practice squad (standard elevation) on 12/1/24 (vs. Phi.) and 12/16/24 (at NYG)
- Signed to the Baltimore Ravens’ practice squad on 10/1/24
- Waived by the Vikings on 3/12/24
- Placed on Injured Reserve on 8/15/23
- Signed to the Vikings’ active roster on 12/14/22
- Activated from the practice squad (standard elevation) on 11/24/22 (vs. NE) and 12/4/22 (vs. NYJ)
- Signed to the Vikings’ practice squad on 8/31/22
- Waived by the Vikings on 8/30/22
- Signed as undrafted free agent with the Minnesota Vikings on 5/13/22

— CAREER HIGHLIGHTS —

- Played in six games for Minnesota in 2022, totaling 1 TFL on defense, while adding 1 ST tackle...Saw time on 14 ST snaps in his playoff debut on 1/15/23 (vs. NYG)

— PERSONAL —

- Named after former president Bill Clinton
- Took a week-long class in Rome as part of Temple’s sports management degree program
- His mother, Martine Etammane, moved to the United States in 2010 from Cameroon, where Williams was born, and brought William over two years later
- Spoke French in Cameroon and taught himself how to speak English just by reading books and watching TV with subtitles
- Originally played soccer and ran track at Maurice J. McDonough (Pomfret, MD) HS, before being convinced by his friends to play football
- Aspires to travel back to Cameroon, give back to his community and bring awareness to football
- **Last name is pronounced: KWEN-kuh**

— 2024 SEASON HIGHLIGHTS —

- Spent most of the season on Baltimore’s practice squad, recording 1 ST tackle at NYG (12/15) in one of his two elevations

WILLIAM KWENKEU'S NFL REGULAR SEASON DEFENSIVE STATISTICS																											
		TACKLES								INTERCEPTIONS						FUMBLES				ST				MISC			
DATE	TEAM	GP	GS	TK	S	A	TFL	YDS	SK	YDS	QBH	NO	YDS	LG	TD	PD	FF	FR	TD	YDS	TK	S	A	FF	FR	S	A
2022	Vikings	6	0	1	1	0	1	2	0.0	0.0	0	0	0	0	0	0	0	0	0	0	1	1	0	0	0	0	0
2023	Vikings	0	0	0	0	0	0	0	0.0	0.0	0	0	0	0	0	0	0	0	0	0	0	0	0	0	0	0	0
2024	Ravens	2	0	0	0	0	0	0	0.0	0.0	0	0	0	0	0	0	0	0	0	0	1	0	1	0	0	0	0
NFL TOTALS		8	0	1	1	0	1	2	0.0	0.0	0	0	0	0	0	0	0	0	0	0	2	1	1	0	0	0	0

WILLIAM KWENKEU'S NFL POSTSEASON DEFENSIVE STATISTICS																											
		TACKLES								INTERCEPTIONS						FUMBLES				ST				MISC			
DATE	TEAM	GP	GS	TK	S	A	TFL	YDS	SK	YDS	QBH	NO	YDS	LG	TD	PD	FF	FR	TD	YDS	TK	S	A	FF	FR	S	A
2022	Vikings	1	0	0	0	0	0	0	0.0	0.0	0	0	0	0	0	0	0	0	0	0	0	0	0	0	0	0	0
2024	Ravens	0	0	0	0	0	0	0	0.0	0.0	0	0	0	0	0	0	0	0	0	0	0	0	0	0	0	0	0
NFL TOTALS		1	0	0	0	0	0	0	0.0	0.0	0	0	0	0	0	0	0	0	0	0	0	0	0	0	0	0	0

Special Teams Tackles

WILLIAM KWENKEU'S SINGLE-GAME HIGHS: DEFENSIVE

1 at New York Giants, Dec 15, 2024
...1 more at 1.

57 WILLIAM KWENKEU

WILLIAM KWENKEU'S 2024 GXG REGULAR-SEASON STATISTICS (RAVENS)

TACKLES										INTERCEPTIONS					FUMBLES				ST				MISC						
DATE	OPPONENT	P/S	TK	S	A	SK	YDS	TFL	YDS	QBH	NO	YDS	LG	TD	PD	FF	FR	TD	YDS	TK	S	A	FF	FR	S	A	W/L	SCORE	
10/06	at Bengals											PRACTICE SQUAD																W	41-38+
10/13	Commanders											PRACTICE SQUAD																W	30-23
10/21	at Buccaneers											PRACTICE SQUAD																W	41-31
10/27	at Browns											PRACTICE SQUAD																L	24-29
11/03	Broncos											PRACTICE SQUAD																W	41-10
11/07	Bengals											PRACTICE SQUAD																W	35-34
11/17	at Steelers											PRACTICE SQUAD																L	16-18
11/25	at Chargers											PRACTICE SQUAD																W	30-23
12/01	Eagles	P	0	0	0	0.0	0.0	0	0	0	0	0	0	0	0	0	0	0	0	0	0	0	0	0	0	0	0	L	19-24
12/15	at Giants	P	0	0	0	0.0	0.0	0	0	0	0	0	0	0	0	0	0	0	0	0	1	0	1	0	0	0	0	W	35-14
12/21	Steelers											PRACTICE SQUAD																W	34-17
12/25	at Texans											PRACTICE SQUAD																W	31-2
01/04	Browns											PRACTICE SQUAD																W	35-10
2024 TOTALS		2-0	0	0	0	0.0	0.0	0	0	0	0	0	0	0	0	0	0	0	0	0	1	0	1	0	0	0	0	10-3	
+ - Overtime																													

WILLIAM KWENKEU'S 2024 GXG POSTSEASON STATISTICS (RAVENS)

DATE	OPPONENT	P/S	TACKLES							INTERCEPTIONS					FUMBLES				ST					MISC		W/L	SCORE
			TK	S	A	SK	YDS	TFL	YDS	QBH	NO	YDS	LG	TD	PD	FF	FR	TD	YDS	TK	S	A	FF	FR	S	A	
01/11	Steelers											PRACTICE SQUAD														W	28-14
01/19	at Bills											PRACTICE SQUAD														L	25-27
2024 TOTALS			0	0	0	0.0	0.0	0	0	0	0	0	0	0	0	0	0	0	0	0	0	0	0	0	0	0	1-1



13

QB

6-1 / 216

DEVIN LEARY

COLLEGE: KENTUCKY

AGE: 25 HOMETOWN: SICKLERVILLE, NJ

EXP. (NFL/RAVENS): ROOKIE GP/GS (PLAYOFFS): 0/0



— KEY TRANSACTIONS —

- Waived by Baltimore on 8/27/24 and signed to the practice squad on 8/28/24
- Devin Leary was selected by the Ravens in the sixth round (218th overall) of the 2024 NFL Draft

— COLLEGE HONORS —

- Johnny Unitas Golden Arm Award Top 25 (2023)
- Maxwell Award Watch List (2023)
- Davey O'Brien Award Watch List (2023)
- Reese's Senior Bowl Watch List (2023)
- Comeback Player of the Year Watch List semifinalist (2023)
- ACC Preseason Player of the Year (2022)
- Johnny Unitas Golden Arm Award semifinalist (2022)
- Governor's Award for MVP by NC State (2021)
- Davey O'Brien QB Class of 2021 Finalist (2021)

— COLLEGE HIGHLIGHTS —

- Played in 43 career games (38 starts) during his five seasons at Kentucky (2023) and NC State (2019-22), completing 777-of-1,315 attempts for 9,553 yards and 87 TDs, while adding 6 rushing TDs...Finished with a 24-14 career record as a starter (17-9 at NC State, 7-6 at Kentucky)

- With Kentucky (2023), completed 209-of-371 passes (56.3 percent) for 2,746 yards and 25 TDs...His 25 passing TDs were the most by a UK QB since Andre' Woodson (2007)
- Left NC State ranked sixth in school history with 6,807 career passing yards and fourth in completion percentage (60.2%)

— PERSONAL —

- Writes left-handed, but throws with his right hand (because he used his right-handed brother's baseball glove as a kid)
- Competed in football, baseball, hockey, basketball and wrestling as a kid
- Brother, Donovan, is a QB at Illinois
- Participated in the Manning Passing Academy (2022-23)
- Participated in a three-day Navy Seals and Marine Corps training led by NC State head coach Dave Doeren
- Graduated from NC State with a degree in sport management in December 2022

— NOTE THE QUOTE —

"As far as Devin goes, I think Tee Martin does an excellent job evaluating, and he thinks he's a natural thrower. Tee thinks he's an accurate passer. He loves the kid. He thinks he's got the right mentality to come in and compete and improve."

— EVP & GM Eric DeCosta

— 2024 SEASON HIGHLIGHTS —

- Spent the entire season on Baltimore's practice squad

DEVIN LEARY'S NFL REGULAR SEASON PASSING STATISTICS														
DATE	TEAM	GP	GS	ATT.	CMP.	PCT.	YDS	AVG.	TD	INT.	LG	SK	LST	RATE
2024	Ravens	0	0	0	0	0.0	0	0.0	0	0	0	0	0	0.0
TOTALS		0	0	0	0	0.0	0	0.0	0	0	0	0	0	0.0

DEVIN LEARY'S NFL POSTSEASON PASSING STATISTICS														
DATE	TEAM	GP	GS	ATT.	CMP.	PCT.	YDS	AVG.	TD	INT.	LG	SK	LST	RATE
2024	Ravens	0	0	0	0	0.0	0	0.0	0	0	0	0	0	0.0
TOTALS		0	0	0	0	0.0	0	0.0	0	0	0	0	0	0.0

DEVIN LEARY'S NFL REGULAR SEASON RUSHING STATISTICS														
DATE	TEAM	NO.	YDS.	AVG.			LG			TD				
2024	Ravens	0	0	0.0			0			0				
TOTALS		0	0	0.0			0			0				

DEVIN LEARY'S NFL POSTSEASON RUSHING STATISTICS														
DATE	TEAM	NO.	YDS.	AVG.			LG			TD				
2024	Ravens	0	0	0.0			0			0				
TOTALS		0	0	0.0			0			0				

13 DEVIN LEARY

DEVIN LEARY'S NFL REGULAR SEASON PASSING/RUSHING STATISTICS

PASSING															RUSHING				
DATE	TEAM	GP	GS	ATT.	CMP.	PCT.	YDS	AVG.	TD	INT.	LG	SK	LST	RATE	NO.	YDS.	AVG.	LG	TD
2024	Ravens	0	0	0	0	0.0	0	0.0	0	0	0	0	0	0.0	0	0	0.0	0	0
TOTALS		0	0	0	0	0.0	0	0.0	0	0	0	0	0	0.0	0	0	0.0	0	0

DEVIN LEARY'S NFL POSTSEASON PASSING/RUSHING STATISTICS

PASSING															RUSHING				
DATE	TEAM	GP	GS	ATT.	CMP.	PCT.	YDS	AVG.	TD	INT.	LG	SK	LST	RATE	NO.	YDS.	AVG.	LG	TD
2024	Ravens	0	0	0	0	0.0	0	0.0	0	0	0	0	0	0.0	0	0	0.0	0	0
TOTALS		0	0	0	0	0.0	0	0.0	0	0	0	0	0	0.0	0	0	0.0	0	0

DEVIN LEARY'S 2024 GXG REGULAR-SEASON STATISTICS (RAVENS)

PASSING														RUSHING						
DATE	OPPONENT	P/S	ATT	CMP	YDS	PCT	Y/A	Y/C	TD	INT	LG	SK/YD	RATE	ATT	YDS	LG	TD	W/L	SCORE	
09/05	at Chiefs																	L	20-27	
09/15	Raiders																	L	23-26	
09/22	at Cowboys																	W	28-25	
09/29	Bills																	W	35-10	
10/06	at Bengals																	W	41-38+	
10/13	Commanders																	W	30-23	
10/21	at Buccaneers																	W	41-31	
10/27	at Browns																	L	24-29	
11/03	Broncos																	W	41-10	
11/07	Bengals																	W	35-34	
11/17	at Steelers																	L	16-18	
11/25	at Chargers																	W	30-23	
12/01	Eagles																	L	19-24	
12/15	at Giants																	W	35-14	
12/21	Steelers																	W	34-17	
12/25	at Texans																	W	31-2	
01/04	Browns																	W	35-10	
2024 TOTALS		0-0	0	0	0	0.0	0.0	0.0	0	0	0	0/0	0.0	0	0	0	0	12-5		
+ - Overtime																				

+ - Overtime

DEVIN LEARY'S 2024 GXG POSTSEASON STATISTICS (RAVENS)

PASSING														RUSHING					
DATE	OPPONENT	P/S	ATT	CMP	YDS	PCT	Y/A	Y/C	TD	INT	LG	SK/YD	RATE	ATT	YDS	LG	TD	W/L	SCORE
01/11	Steelers																	W	28-14
01/19	at Bills																	L	25-27
2024 TOTALS		0-0	0	0	0	0.0	0.0	0.0	0	0	0	0/0	0.0	0	0	0	0	1-1	

DEVIN LEARY'S COLLEGE PASSING/RUSHING STATISTICS

PASSING															RUSHING				
DATE	TEAM	GP	GS	ATT.	CMP.	PCT.	YDS	AVG.	TD	INT.	LG	SK	LST	NO.	YDS.	AVG.	LG	TD	
2019	NC State	8	5	210	101	48.1	1,219	5.8	8	5	55	9	48	40	46	1.2	13	0	
2020	NC State	4	3	110	66	60.0	890	8.1	8	2	37	7	56	19	7	0.4	20	0	
2021	NC State	12	12	431	283	65.7	3,433	8.0	35	5	79	25	176	54	-75	-1.4	17	2	
2022	NC State	6	6	193	118	61.1	1,265	6.6	11	4	75	9	51	23	1	0.0	12	3	
2023	Kentucky	13	13	371	209	56.3	2,746	7.4	25	12	72	22	156	42	-57	-1.4	22	1	
TOTALS		43	39	1,315	777	59.1	9,553	7.3	87	28	79	72	487	178	-78	-0.4	22	6	

**80****TE****6-4 | 247****ISAIAH LIKELY****COLLEGE: COASTAL CAROLINA****AGE: 24 HOMETOWN: CAMBRIDGE, MA****EXP. (NFL/RAVENS): 3/3****GP/GS (PLAYOFFS): 49/19 (5/1)**

— KEY TRANSACTIONS —

- Isaiah Likely was selected by the Ravens in the fourth round (139th overall) of the 2022 NFL Draft...Was the fifth of six Ravens' picks (T Daniel Faalele, 110th; CB Jalyn Armour-Davis, 119th; TE Charlie Kolar, 128th; P Jordan Stout, 130th and CB Damarion Williams, 141st) in the round

— CAREER HIGHLIGHTS —

- Saw action in 16 games (nine starts) for Baltimore in 2024, totaling career highs in receptions (42), receiving yards (477) and receiving TDs (6)...Became the second-fastest Ravens TE (34 games) to reach double-digit receiving scores in a career, behind only Mark Andrews (28 games)...Part of a TE room that produced a league-high 18 combined receiving TDs...Contributed to an offense that ranked No. 1 in the NFL in yards per game (424.9), yards per play (6.8 – third-best single-season mark in NFL history), yards per rush (5.7 – best mark in single-season NFL history) and red zone efficiency (74.2%) and No. 3 in points per game (30.5), while setting a franchise single-season record with 7,224 net yards
- Posted team and career highs in receptions (9) and receiving yards (111), while registering a 49-yard TD grab in the fourth quarter at KC (9/5/24)...It marked his third-consecutive contest with a 25-plus-yard score, tying (Green Bay's Robert Tonyan) for the longest streak by an NFL TE since data became available in 2000
- Appeared in 17 games (eight starts) with Baltimore in 2023, posting 30 receptions for a career-high 411 yards and 5 TDs...Saw an increased role after TE Mark Andrews' Week 11 injury...He and Andrews were the NFL's only single-team pair of TEs with at least 5 TD grabs, while also becoming the first TE duo in Ravens history to accomplish the feat...Was part of a Baltimore TEs group that led the NFL with 12 receiving TDs...Contributed to an offense that ranked fourth in scoring (28.4 ppg) and No. 6 in total yards (370.4 ypg)
- Appeared in 16 games (two starts), registering 36 receptions for 373 yards and 3 TDs as a rookie in 2022...His 3 TD grabs tied Chigoziem Okonkwo and Jelani Woods for the most among NFL rookie TEs...Produced the most receptions (36), most TD receptions (3 – tied w/ Mark Andrews) and second-most receiving yards (373) by a rookie TE in Ravens history...Also notched the most receptions (8) and receiving yards (103) in a single game by a rookie TE in franchise history at Cin. (1/8/23)
- Produced a then-career-high 8 catches and 103 receiving yards at Cin. (1/8/23), with both figures also marking franchise single-game highs by a rookie TE
- Registered a 7-yard TD reception with :07 remaining in the first half, putting Baltimore ahead, 10-3, vs. Pit. (1/1/23)...Became the second rookie TE (Crockett Gillmore – 11/2/14) in Ravens history to record a TD reception in the storied Ravens-Steelers rivalry
- Became the first rookie TE in Ravens history to post a TD grab in back-to-back games when he capped an 11-play, 76-yard drive with a 24-yard TD reception in the 27-13 win at NO (11/7/22)
- Tallied then-career highs in receptions (6) and receiving yards (77), while recording his first-career TD (10-yard pass from QB Lamar Jackson), in the 27-22 win at TB (10/27/22)...His third quarter score in the back of the end zone gave Baltimore its first lead of the game – one on which it never relinquished

— PERSONAL —

- Started playing football at age 4 and then picked up basketball in the fourth grade
- Joined close friend and high school teammate S Lewis Cine (Georgia) – who was selected 32nd overall by the Minnesota Vikings in the 2022 NFL Draft – as members of the 2017 Everett (MA) HS state championship team to become NFL draft picks
- Graduated with a degree in recreation and sport management from Coastal Carolina

— 2024 SEASON HIGHLIGHTS —

- Saw action in 16 games (nine starts), totaling career highs in receptions (42), receiving yards (477) and receiving TDs (6)...Became the second-fastest Ravens TE (34 games) to reach double-digit receiving scores in a career, behind only Mark Andrews (28 games)...Part of a TE room that produced a league-high 18 combined receiving TDs...Contributed to an offense that ranked No. 1 in the NFL in yards per game (424.9), yards per play (6.8 – third-best single-season mark in NFL history), yards per rush (5.7 – best mark in single-season NFL history) and red zone efficiency (74.2%) and No. 3 in points per game (30.5), while setting a franchise single-season record with 7,224 net yards
- Tallied 4 catches for a game-high 73 yards and 1 TD in the Divisional Playoff at Buf. (1/19/25)...His fourth-quarter 24-yard receiving score brought the Ravens within 2 points of Buffalo to set up a potential game-tying 2-point conversion
- Tallied 3 catches for a team-high 53 yards in the 28-14 Wild Card win vs. Pit. (1/11/25)
- Recorded 3 receptions for 29 yards, including a 9-yard TD to open the game's scoring, in the 34-17 win vs. Pit. (12/21)
- Recorded 2 catches for 17 yards in the 35-14 win at NYG (12/15), tallying the 100th-career reception with his first grab

80 ISAIAH LIKELY

- Recorded 5 catches for 38 yards and 1 TD vs. Phi. (12/1)...His 11-yard TD late in the fourth quarter was his third red zone score of the season, marking a career high
- Recorded 4 catches for a team-high 75 yards at Pit. (11/17), including a game-long 42-yard catch-and-run in the first quarter
- Registered 2 catches for 17 yards to surpass 1,000 career receiving yards coming out of the 41-31 win at TB (10/21)
- Posted 3 catches for 13 yards and 2 TDs in the 41-38 OT win at Cin. (10/6), marking his second-career multi-TD performance...Became the second-fastest Ravens TE (34 games) to reach double-digit receiving scores in a career, behind only Mark Andrews (28 games)
- Posted team and career highs in receptions (9) and receiving yards (111), while registering a 49-yard TD grab in the fourth quarter at KC (9/5)...It marked his third-consecutive contest with a 25-plus-yard score, tying (Green Bay's Robert Tonyan) for the longest streak by an NFL TE since data became available in 2000

ISAIAH LIKELY'S NFL REGULAR SEASON RUSHING/RECEIVING STATISTICS

				RECEIVING					RUSHING				
DATE	TEAM	GP	GS	NO.	YDS.	AVG.	LG	TD	NO.	YDS.	AVG.	LG	TD
2022	Ravens	16	2	36	373	10.4	34	3	0	0	0.0	0	0
2023	Ravens	17	8	30	411	13.7	54t	5	0	0	0.0	0	0
2024	Ravens	16	9	42	477	11.4	49t	6	0	0	0.0	0	0
NFL TOTALS		49	19	108	1,261	11.7	54T	14	0	0	0.0	0	0

ISAIAH LIKELY'S NFL POSTSEASON RUSHING/RECEIVING STATISTICS

				RECEIVING					RUSHING				
DATE	TEAM	GP	GS	NO.	YDS.	AVG.	LG	TD	NO.	YDS.	AVG.	LG	TD
2022	Ravens	1	0	0	0	0.0	0	0	0	0	0.0	0	0
2023	Ravens	2	1	4	50	12.5	19	1	0	0	0.0	0	0
2024	Ravens	2	0	7	126	18.0	39	1	0	0	0.0	0	0
NFL TOTALS		5	1	11	176	16.0	39	2	0	0	0.0	0	0

ISAIAH LIKELY'S SINGLE-GAME HIGHS: RECEIVING

Receptions 9 at Kansas City Chiefs, Sep 05, 2024
Receiving Yards 111 at Kansas City Chiefs, Sep 05, 2024
Receiving Average 18.8 at Pittsburgh Steelers, Nov 17, 2024
Longest Receptions 54t vs. Los Angeles Rams, Dec 10, 2023
Receiving TDs 2 at Cincinnati Bengals, Oct 06, 2024
 ...1 more at 2.

All-Purpose Yards 111 at Kansas City Chiefs, Sep 05, 2024
Special Teams Tackles 1 vs. Cincinnati Bengals, Nov 16, 2023
 ...1 more at 1.
Most TDs 2 at Cincinnati Bengals, Oct 06, 2024
 ...1 more at 2.
Miscellaneous Tackles 1 at Cincinnati Bengals, Jan 08, 2023
Scrimmage Yards 111 at Kansas City Chiefs, Sep 05, 2024

ISAIAH LIKELY'S SINGLE-GAME HIGHS - POSTSEASON: RECEIVING

Receptions 4 at Buffalo Bills, Jan 19, 2025
Receiving Yards 73 at Buffalo Bills, Jan 19, 2025
Receiving Average 18.3 at Buffalo Bills, Jan 19, 2025
Longest Receptions 39 at Buffalo Bills, Jan 19, 2025

Receiving TDs 1 at Buffalo Bills, Jan 19, 2025
 ...1 more at 1.
All-Purpose Yards 73 at Buffalo Bills, Jan 19, 2025
Most TDs 1 at Buffalo Bills, Jan 19, 2025
 ...1 more at 1.

ISAIAH LIKELY'S 100-YARD RECEIVING GAMES (2): REGULAR SEASON

DATE	TEAM	NO.	YDS.	AVG.	LG	TD
01/08/23	at Bengals	8	103	12.9	28	0
09/05/24	at Chiefs	9	111	12.3	49t	1

80 ISAIAH LIKELY

ISAIAH LIKELY'S 2024 GXG REGULAR-SEASON STATISTICS (RAVENS)

DATE	OPPONENT	P/S	RECEIVING					RUSHING					W/L	SCORE
			NO.	YDS.	AVG.	LG	TD	NO.	YDS.	AVG.	LG	TD		
09/05	at Chiefs	S	9	111	12.3	49t	1	0	0	0.0	0	0	L	20-27
09/15	Raiders	S	2	26	13.0	15	0	0	0	0.0	0	0	L	23-26
09/22	at Cowboys	S	1	4	4.0	4	0	0	0	0.0	0	0	W	28-25
09/29	Bills	P	1	26	26.0	26	0	0	0	0.0	0	0	W	35-10
10/06	at Bengals	S	3	13	4.3	6t	2	0	0	0.0	0	0	W	41-38+
10/13	Commanders	S	2	27	13.5	18	0	0	0	0.0	0	0	W	30-23
10/21	at Buccaneers	P	2	17	8.5	10	0	0	0	0.0	0	0	W	41-31
10/27	at Browns	S	4	47	11.8	25	0	0	0	0.0	0	0	L	24-29
11/03	Broncos	P	0	0	0.0	0	0	0	0	0.0	0	0	W	41-10
11/07	Bengals						INACTIVE						W	35-34
11/17	at Steelers	P	4	75	18.8	42		0	0	0.0	0	0	L	16-18
11/25	at Chargers	S	0	0	0.0	0	0	0	0	0.0	0	0	W	30-23
12/01	Eagles	P	5	38	7.6	11t	1	0	0	0.0	0	0	L	19-24
12/15	at Giants	P	2	17	8.5	11	0	0	0	0.0	0	0	W	35-14
12/21	Steelers	S	3	29	9.7	19	1	0	0	0.0	0	0	W	34-17
12/25	at Texans	P	1	9	9.0	9t	1	0	0	0.0	0	0	W	31-2
01/04	Browns	S	3	38	12.7	19	0	0	0	0.0	0	0	W	35-10
2024 TOTALS		16-9	42	477	11.4	49T	6	0	0	0.0	0	0	12-5	

+ - Overtime

ISAIAH LIKELY'S 2024 GXG POSTSEASON STATISTICS (RAVENS)

DATE	OPPONENT	P/S	RECEIVING					RUSHING					W/L	SCORE
			NO.	YDS.	AVG.	LG	TD	NO.	YDS.	AVG.	LG	TD		
01/11	Steelers	P	3	53	17.7	25	0	0	0	0.0	0	0	W	28-14
01/19	at Bills	P	4	73	18.3	39	1	0	0	0.0	0	0	L	25-27
2024 TOTALS		2-0	7	126	18.0	39	1	0	0	0.0	0	0	1-1	



— KEY TRANSACTIONS —

- Tyler Linderbaum was selected by the Ravens in the first round (25th overall) of the 2022 NFL Draft... Was the second of two Ravens' picks (S Kyle Hamilton, 14th) in the round

— HONORS —

- Two-time Pro Bowler (2023-24)
- *PFWA* All-Rookie Team (2022)
- Ravens Media Good Guy, as voted on by local media (2024)

— CAREER HIGHLIGHTS —

- Started at center in all 17 games and earned his second-straight Pro Bowl honor for Baltimore in 2024, blocking for an offense that ranked No. 1 in the NFL in yards per game (424.9), yards per play (6.8 – third-best single-season mark in NFL history) and red zone efficiency (74.2%) and No. 3 in points per game (30.5), while setting a franchise single-season record with 7,224 net yards... Baltimore's rushing attack also averaged an NFL-best 187.6 yards per game and 5.8 yards per carry (best figure in single-season NFL history)
- Started at center in 15 games for Baltimore in 2023, helping block for the NFL's No. 1 rushing offense (156.6 ypg) and No. 4 scoring offense (28.4 ppg), en route to earning his first-career Pro Bowl nod... The ground game eclipsed 100 yards in all 17 contests, while also setting a single-season franchise record with 26 rushing TDs
- Started at center in all 17 games in 2022, helping block for the NFL's No. 2 rush offense (160.0 ypg), which produced the league's most rushes (88) of 10+ yards and most games (12) with 150+ rushing yards... Became the fourth rookie O-lineman (Jonathan Ogden – 1996; Michael Oher – 2009 & Kelechi Osemele – 2012) in Ravens history to start every game

— PERSONAL —

- In 2021, used money earned from NIL to donate \$30,000 to the University of Iowa Stead Family Children's Hospital
- A gifted athlete, Linderbaum was named the Iowa High School Male Athlete of the Year as a junior... Excelled in football, wrestling, baseball and track & field (shot put and discus) for his high school track team
- Was an excellent high school wrestler... As a senior, ranked third in the state with a 35-3 record... As a junior, ranked fifth in the state with a 53-10 record and memorably defeated Tampa Bay Buccaneers T Tristan Wirfs in a championship match
- Older brother, Logan, wrestled for four years at Minnesota State
- A native of Solon, IA, he grew up just 15 minutes from the University of Iowa campus

- Graduated from Iowa with a degree in enterprise leadership

— 2024 SEASON HIGHLIGHTS —

- Started at center in all 17 games and earned his second-straight Pro Bowl honor while blocking for an offense that ranked No. 1 in the NFL in yards per game (424.9), yards per play (6.8 – third-best single-season mark in NFL history) and red zone efficiency (74.2%) and No. 3 in points per game (30.5), while setting a franchise single-season record with 7,224 net yards... Baltimore's rushing attack also averaged an NFL-best 187.6 yards per game and 5.8 yards per carry (best figure in single-season NFL history)
- Started at center, helping block for an offense that totaled 464 yards (third most in franchise playoff history), including a franchise playoff-record 299 rushing yards, in the 28-14 Wild Card win vs. Pit. (1/11/25)... The Ravens were 10-of-15 (66.7%) on third down, marking the franchise's best single-game playoff figure ever
- Started at center, helping block for an offense that totaled 437 yards (217 passing & 220 rushing) and 4 TDs in the 35-10 win vs. Cle. (1/4)... Baltimore's rushing attack averaged 6.3 yards per carry, marking their 14th time recording at least 5.0 yards per carry in a game this season, a new franchise record
- Started at center, blocking for an offense that totaled 432 yards (181 passing & 251 rushing) and scored a TD on all three red zone drives in the 31-2 win at Hou. (12/25)... Helped Baltimore reach over 400 yards of total offense for a franchise-record ninth time on the season... Baltimore also averaged at least 7 yards per play for the seventh time on the season, tying (SF in 2023 and NO in 2011) for the most-such games in NFL single-season history
- Started at center, blocking for an offense that totaled 418 yards (198 passing & 220 rushing) in the 34-17 win vs. Pit. (12/21)... Helped Baltimore become the first team in NFL history to register at least 3,500 passing yards and 2,500 rushing yards through the first 15 games of a season... The Ravens tallied at least 30 points for a franchise-record ninth time on the season
- Started at center, helping block for an offense that totaled 445 yards (275 passing & 170 rushing) and 5 TDs in the 35-14 win at NYG (12/15)... Baltimore converted on 9-of-11 third-down attempts, marking a season-best 81.8% success rate
- Blocked for an offense that totaled 30 points and 389 yards (177 passing & 212 rushing), while reaching the end zone on 2-of-2 red zone opportunities and moving the chains on 8-of-15 (53%) third downs and 3-of-3 (100%) fourth-and-1 attempts, in the MNF win at LAC (11/25)

64 TYLER LINDERBAUM

- Started at center, blocking for an offense that tallied 5 TDs in the 41-10 win vs. Den. (11/3)... Baltimore's 14.2 yards gained per pass attempt (269 yards on 19 attempts) was the third-best mark in single-game franchise history... Helped QB Lamar Jackson set an NFL record with his fourth-career game with a perfect 158.3 passer rating (min. 15 attempts each game)
- Started at center, blocking for an offense that totaled 508 yards (ninth-best single-game output in franchise history) and 5 TDs in the 41-31 win at TB (10/21)... Baltimore's 9.4 yards per play marked a franchise record... The Ravens also averaged 8.1 yards per rush, good for the third-highest mark in single-game franchise history
- Started at center, helping block for an offense that totaled 484 yards (308 passing & 176 rushing) and 3 TDs in the 30-23 win vs. Was. (10/13)... Baltimore registered an NFL-record sixth-straight game with at least 150 yards and 1 TD each through the air and on the ground
- Started at center, blocking for an offense that totaled 520 (345 passing & 175 rushing) yards, en route to the 41-38 OT win at Cin. (10/6)... Baltimore's 520 total yards marked the seventh most in franchise history... The Ravens also became the fifth team since 1980 with at least 1,000 rushing yards through their first five games of a season
- Started at center, blocking for an offense that totaled 427 yards (271 rushing and 156 passing) and 5 TDs in the 35-10 win vs. Buf. (9/29)... Baltimore's 7.97 yards per carry ranked as the third-best mark in single-game franchise history (8.79 vs. NYG in 2022 and 8.37 vs. Cle. in 2003)
- Started at center, helping block for an offense that totaled 456 yards (274 rushing and 182 passing) and 4 TDs in the 28-25 win at Dal. (9/22)... Baltimore's 274-yard rushing output marked the 10th-most rushing yards in single-game franchise history
- Started at center, heading a unit that helped produce 452 total yards (185 rushing & 267 passing) and 5.8 yards per carry at KC (9/5)

TYLER LINDERBAUM'S NFL REGULAR SEASON STATISTICS

DATE	TEAM	GP	GS
2022	Ravens	17	17
2023	Ravens	15	15
2024	Ravens	17	17
NFL TOTALS		49	49

TYLER LINDERBAUM'S NFL POSTSEASON STATISTICS

DATE	TEAM	GP	GS
2022	Ravens	1	1
2023	Ravens	2	2
2024	Ravens	2	2
NFL TOTALS		5	5

TYLER LINDERBAUM'S 2024 GXG REGULAR-SEASON STATISTICS (RAVENS)

DATE	OPPONENT	P/S	W/L	SCORE
09/05	at Chiefs	S	L	20-27
09/15	Raiders	S	L	23-26
09/22	at Cowboys	S	W	28-25
09/29	Bills	S	W	35-10
10/06	at Bengals	S	W	41-38+
10/13	Commanders	S	W	30-23
10/21	at Buccaneers	S	W	41-31
10/27	at Browns	S	L	24-29
11/03	Broncos	S	W	41-10
11/07	Bengals	S	W	35-34
11/17	at Steelers	S	L	16-18
11/25	at Chargers	S	W	30-23
12/01	Eagles	S	L	19-24
12/15	at Giants	S	W	35-14
12/21	Steelers	S	W	34-17
12/25	at Texans	S	W	31-2
01/04	Browns	S	W	35-10
2024 TOTALS		17-17	12-5	

+ - Overtime

TYLER LINDERBAUM'S 2024 GXG POSTSEASON STATISTICS (RAVENS)

DATE	OPPONENT	P/S	W/L	SCORE
01/11	Steelers	S	W	28-14
01/19	at Bills	S	L	25-27
2024 TOTALS		2-2	1-1	



92

DL

6-3 | 305



NNAMDI MADUBUIKE

COLLEGE: TEXAS A&M

AGE: 27 HOMETOWN: MCKINNEY, TX

EXP. (NFL/RAVENS): 5/5 GP/GS (PLAYOFFS): 76/64 (7/5)



— KEY TRANSACTIONS —

- Signed a four-year contract extension on 3/8/24
- Designated as the Ravens' franchise tag player on 3/5/24
- Nnamdi Madubuike was selected by the Ravens in the third round (71st overall) of the 2020 NFL Draft... Was the first of four Ravens' picks (WR Devin Duvernay, LB Malik Harrison and G Tyre Phillips) in the round

— HONORS —

- *Associated Press* second-team All-Pro (2023)
- Two-time Pro Bowler (2023-24)

— CAREER HIGHLIGHTS —

- Started all 17 games for the Ravens in 2024, totaling 43 tackles (21 solo), 6.5 sacks, 11 TFL, 1 PD and 1 FF, en route to earning his second-straight Pro Bowl nod... Helped Baltimore's defense rank No. 1 against the run (80.1 ypg) and No. 2 in both sacks (54) and fourth-down efficiency (42.9%)
- Started all 17 games for Baltimore in 2023, contributing career bests in tackles (56), sacks (13), TFL (12), QBHs (33) and FF (2), en route to earning his first Pro Bowl nod and second-team All-Pro honors... Led all NFL DTs in sacks and tied an NFL single-season record for most consecutive games (11) with at least a half-sack... Helped the Ravens' defense become the first unit in NFL history to lead the league in scoring (16.5), sacks (60) and takeaways (31)
- Started 16 of 17 games in 2022, recording career-highs in tackles (42), TFL (8), sacks (5.5) QBHs (9) and PD (3)... Helped Baltimore's defense rank in the Top 5 in four categories: No. 3 in points allowed per game (18.5), No. 3 in defensive red zone TD% (46.4), No. 3 in rushing yards per game (92.1) and No. 4 in third-down efficiency (34.9%)
- Notched his first-career sack in the 27-13 win vs. NYG (12/27/20)
- Made his NFL debut and tallied 1 QBH in the 27-3 win vs. Cin. (10/11/20)

— PERSONAL —

- Officially changed his name from Justin to Nnamdi, his Nigerian-given name, prior to the start of the 2024 season..."Just learning from the older vets and stuff, I keep finding ways to get better every single year...I just started to just keep everything real in terms of my life," he said..."After I signed my contract, I just need to keep doing that...I just felt like when I keep it real, the better player I am, the better man I am...I just was like, you know, I'm going to go with my real name...So, Nnamdi is my real name"
- Nnamdi is the name both of his parents have always used to refer to him, but starting in elementary school, his peers referred to him by his American name, Justin

- The name Nnamdi means "my father's son" or "my father's legacy" and Madubuike means "my family is my strength"
- In high school, participated in the PALS (Peer Assistance & Leadership) program that mentors children in the community
- His parents, Maureen and Festus Madubuike, are immigrants from Nigeria... Festus runs a home healthcare company called "Lucent Home Health"
- Modeled his game after Hall of Fame DE and fellow Texas native, John Randle, when he first started playing football
- Weighed 10 pounds at birth
- **Name is pronounced: NAHM-dee, mad-uh-BEE-kay**

— 2024 SEASON HIGHLIGHTS —

- Started all 17 games, totaling 43 tackles (21 solo), 6.5 sacks, 11 TFL, 1 PD and 1 FF, en route to earning his second-straight Pro Bowl nod... Helped Baltimore's defense rank No. 1 against the run (80.1 ypg), No. 2 in sacks (54) and No. 5 (tied) in yards per play allowed (5.2)
- Tallied a playoff career-best 7 tackles (2 solo), including a half-sack (OLB Kyle Van Noy), in the Divisional Playoff at Buf. (1/19/25), becoming the first Raven since Terrell Suggs (four games – 2009-10) to record at least a half-sack in three consecutive playoff games
- Registered 4 tackles (3 solo), including 2 sacks (-8 yards), and 1 PD in the 28-14 Wild Card win vs. Pit. (1/11/25), helping limit the Steelers to just 29 rushing yards – the third fewest ever allowed by the Ravens in a postseason game... Became the first player since Elvis Dumervil (2014 WC vs. Pit.) to record multiple sacks in a postseason game
- Registered a third-quarter sack (-4 yards) in the 31-2 win at Hou. (12/25)... Baltimore's defense shut out the Texans, limiting them to just 211 total yards (58 rushing & 153 passing) and 4-of-15 (26.7%) on third down
- Posted 7 tackles (4 solo), including 2 TFL and a half-sack (OLB Kyle Van Noy), in the 34-17 win vs. Pit. (12/21), helping the defense limit the Steelers 4-of-10 (40%) on third down
- Registered 5 tackles (3 solo), including a career-high 3 sacks (-7 yards), and 1 FF in the 35-34 win vs. Cin. (11/7)... Became the first Raven since S Kyle Hamilton (9/24/23 vs. Ind.) to post at least 3 sacks in a game
- Notched 2 tackles and a half-sack (NT Michael Pierce) in the 30-23 victory vs. Was. (10/13), contributing to a unit that limited the Commanders to 52 rushing yards and 4-of-12 (33.3%) on third down
- Recorded 4 tackles (2 solo) and 1 sack (-7 yards) in the 41-38 OT win at Cin. (10/6), contributing to a unit that limited Cincinnati to 71 rushing yards

92 NNAMDI MADUBUIKE

- Collected 3 solo tackles, including 2 TFL, vs. LV (9/15)...Helped limit the Raiders to just 27 rushing yards, tied for the 12th fewest in Ravens single-game history
- Registered 2 total tackles, including a half-sack, at KC (9/5)...Baltimore's defense limited the Chiefs to just 72 yards rushing and 1-of-3 (33%) in the red zone

NNAMDI MADUBUIKE'S NFL REGULAR SEASON DEFENSIVE STATISTICS

		TACKLES										INTERCEPTIONS					FUMBLES				ST				MISC		
DATE	TEAM	GP	GS	TK	S	A	TFL	YDS	SK	YDS	QBH	NO	YDS	LG	TD	PD	FF	FR	TD	YDS	TK	S	A	FF	FR	S	A
2020	Ravens	10	3	19	11	8	2	7	1.0	7.0	2	0	0	0	0	0	0	0	0	0	0	0	0	0	0	0	0
2021	Ravens	15	11	36	23	13	7	24	2.0	15.0	5	0	0	0	0	2	0	0	0	0	0	0	0	0	0	0	0
2022	Ravens	17	16	42	25	17	8	28	5.5	20.5	9	0	0	0	0	3	0	0	0	0	0	0	0	0	0	0	0
2023	Ravens	17	17	56	38	18	12	72	13.0	89.5	33	0	0	0	0	0	2	0	0	0	0	0	0	0	0	0	0
2024	Ravens	17	17	43	21	22	11	29	6.5	21.5	17	0	0	0	0	1	1	0	0	0	0	0	0	0	0	0	0
NFL TOTALS		76	64	196	118	78	40	160	28.0	153.5	66	0	0	0	0	6	3	0	0	0	0	0	0	0	0	0	0

NNAMDI MADUBUIKE'S NFL POSTSEASON DEFENSIVE STATISTICS

		TACKLES										INTERCEPTIONS					FUMBLES				ST					MISC		
DATE	TEAM	GP	GS	TK	S	A	TFL	YDS	SK	YDS	QBH	NO	YDS	LG	TD	PD	FF	FR	TD	YDS	TK	S	A	FF	FR	S	A	
2020	Ravens	2	0	3	2	1	0	0	0.0	0.0	0	0	0	0	0	1	0	0	0	0	0	0	0	0	0	0	0	0
2022	Ravens	1	1	2	0	2	0	0	0.0	0.0	0	0	0	0	0	0	0	0	0	0	0	0	0	0	0	0	0	0
2023	Ravens	2	2	9	4	5	1	0	0.5	1.0	3	0	0	0	0	0	0	0	0	0	0	0	0	0	0	0	0	0
2024	Ravens	2	2	11	5	6	1	8	2.5	8.5	2	0	0	0	0	1	0	0	0	0	0	0	0	0	0	0	0	0
NFL TOTALS		7	5	25	11	14	2	8	3.0	9.5	5	0	0	0	0	2	0	0	0	0	0	0	0	0	0	0	0	0

NNAMDI MADUBUIKE'S SINGLE-GAME HIGHS: DEFENSIVE

Total Tackles	7 vs. Pittsburgh Steelers, Dec 21, 2024 ...2 more at 7.	Passes Defensed	2 vs. Buffalo Bills, Oct 02, 2022
Solo Tackles	5 vs. Los Angeles Rams, Dec 10, 2023 ...1 more at 5.	Forced Fumbles	1 vs. Cincinnati Bengals, Nov 07, 2024 ...2 more at 1.
Sacks	3.0 vs. Cincinnati Bengals, Nov 07, 2024	Tackles For Loss	2 vs. Pittsburgh Steelers, Dec 21, 2024 ...5 more at 2.

NNAMDI MADUBUIKE'S SINGLE-GAME HIGHS - POSTSEASON: DEFENSIVE

Total Tackles	7 at Buffalo Bills, Jan 19, 2025	Passes Defensed	1 vs. Pittsburgh Steelers, Jan 11, 2025 ...1 more at 1.
Solo Tackles	3 vs. Pittsburgh Steelers, Jan 11, 2025	Tackles For Loss	1 vs. Pittsburgh Steelers, Jan 11, 2025 ...1 more at 1.
Sacks	2.0 vs. Pittsburgh Steelers, Jan 11, 2025		

NNAMDI MADUBUIKE'S 2024 GXG REGULAR-SEASON STATISTICS (RAVENS)

			TACKLES							INTERCEPTIONS						FUMBLES				ST				MISC				
DATE	OPPONENT	P/S	TK	S	A	SK	YDS	TFL	YDS	QBH	NO	YDS	LG	TD	PD	FF	FR	TD	YDS	TK	S	A	FF	FR	S	A	W/L	SCORE
09/05	at Chiefs	S	2	0	2	0.5	0.0	0	0	2	0	0	0	0	0	0	0	0	0	0	0	0	0	0	0	0	L	20-27
09/15	Raiders	S	3	3	0	0.0	0.0	2	4	1	0	0	0	0	0	0	0	0	0	0	0	0	0	0	0	0	L	23-26
09/22	at Cowboys	S	0	0	0	0.0	0.0	0	0	1	0	0	0	0	0	0	0	0	0	0	0	0	0	0	0	0	W	28-25
09/29	Bills	S	1	1	0	0.0	0.0	0	0	1	0	0	0	0	0	0	0	0	0	0	0	0	0	0	0	0	W	35-10
10/06	at Bengals	S	4	2	2	1.0	7.0	1	7	2	0	0	0	0	0	0	0	0	0	0	0	0	0	0	0	0	W	41-38+
10/13	Commanders	S	2	0	2	0.5	1.0	0	0	1	0	0	0	0	0	0	0	0	0	0	0	0	0	0	0	0	W	30-23
10/21	at Buccaneers	S	1	1	0	0.0	0.0	1	1	0	0	0	0	0	0	0	0	0	0	0	0	0	0	0	0	0	W	41-31
10/27	at Browns	S	2	2	0	0.0	0.0	1	1	0	0	0	0	0	0	0	0	0	0	0	0	0	0	0	0	0	L	24-29
11/03	Broncos	S	1	1	0	0.0	0.0	0	0	0	0	0	0	0	0	0	0	0	0	0	0	0	0	0	0	0	W	41-10
11/07	Bengals	S	5	3	2	3.0	7.0	2	7	3	0	0	0	0	0	0	1	0	0	0	0	0	0	0	0	0	W	35-34
11/17	at Steelers	S	5	2	3	0.0	0.0	0	0	0	0	0	0	0	0	0	0	0	0	0	0	0	0	0	0	0	L	16-18
11/25	at Chargers	S	1	0	1	0.0	0.0	0	0	1	0	0	0	0	0	0	0	0	0	0	0	0	0	0	0	0	W	30-23
12/01	Eagles	S	1	0	1	0.0	0.0	0	0	0	0	0	0	0	0	1	0	0	0	0	0	0	0	0	0	0	L	19-24
12/15	at Giants	S	3	0	3	0.0	0.0	0	0	0	0	0	0	0	0	0	0	0	0	0	0	0	0	0	0	0	W	35-14
12/21	Steelers	S	7	4	3	0.5	2.5	2	4	1	0	0	0	0	0	0	0	0	0	0	0	0	0	0	0	0	W	34-17
12/25	at Texans	S	1	1	0	1.0	4.0	1	4	3	0	0	0	0	0	0	0	0	0	0	0	0	0	0	0	0	W	31-2
01/04	Browns	S	4	1	3	0.0	0.0	1	1	1	0	0	0	0	0	0	0	0	0	0	0	0	0	0	0	0	W	35-10
2024 TOTALS		17-17	43	21	22	6.5	21.5	11	29	17	0	0	0	0	1	1	0	0	0	0	0	0	0	0	0	0	12-5	

+ - Overtime

NNAMDI MADUBUIKE'S 2024 GXG POSTSEASON STATISTICS (RAVENS)

DATE	OPPONENT	P/S	TACKLES							INTERCEPTIONS						FUMBLES				ST				MISC		W/L	SCORE
			TK	S	A	SK	YDS	TFL	YDS	QBH	NO	YDS	LG	TD	PD	FF	FR	TD	YDS	TK	S	A	FF	FR	S	A	
01/11	Steelers	S	4	3	1	2.0	8.0	1	8	1	0	0	0	0	1	0	0	0	0	0	0	0	0	0	0	W	28-14
01/19	at Bills	S	7	2	5	0.5	0.5	0	0	1	0	0	0	0	0	0	0	0	0	0	0	0	0	0	0	L	25-27
2024 TOTALS		2-2	11	5	6	2.5	8.5	1	8	2	0	0	0	0	1	0	0	0	0	0	0	0	0	0	0	1-1	



45

DB

6-2 | 197

CHRISTIAN MATTHEW

COLLEGE: VALDOSTA STATE

AGE: 28 HOMETOWN: COLUMBUS, GA

EXP. (NFL/RAVENS): 3/1 GP/GS (PLAYOFFS): 20/3



— KEY TRANSACTIONS —

- Placed on Injured Reserve on 8/27/24
- Signed to a Reserve/Future contract with the Ravens on 1/29/24
- Signed to the Baltimore Ravens’ practice squad on 1/16/24
- Activated from the practice squad (standard elevation) on 11/27/23 (at Min.) and 1/7/24 (at GB)
- Signed to the Chicago Bears’ practice squad on 10/4/23
- Released by Arizona on 10/2/23
- Re-signed by the Cardinals on 9/1/22
- Released by Arizona on 8/31/22
- Selected by the Arizona Cardinals in the seventh round (244th overall) of the 2022 NFL Draft

— CAREER HIGHLIGHTS —

- Played in six games (four with the Arizona Cardinals and two with the Chicago Bears) in 2023, primarily on special teams...Saw time in the Cardinals’ first four games of the season, recording 1 ST tackle at Was. (9/10)...Signed to the Bears’ practice squad after Week 4 and was activated at Min. (11/27/23) and at GB (1/7/24)

- Appeared in 14 games (three starts) for the Cardinals in 2022, contributing 18 tackles (11 solo) and 3 PD on defense, while adding 1 tackle on special teams...Started three of the team’s final four games, making 5 tackles (3 solo) in the season finale at SF (1/8/23)...Also recorded 5 solo tackles and 1 PD in his first-career start at Den. (12/18/22)...Posted 1 tackle in his NFL debut vs. KC (9/11/22)

— PERSONAL —

- Graduated from Samford with a degree in Public Administration
- Was offered a store director position at a Walmart in Georgia and was close to accepting before his family and girlfriend convinced him to continue chasing his NFL dream
- Became the sixth Valdosta State player ever selected in the NFL Draft and the first Blazer ever drafted by the Cardinals...Was also one of only four Division II player chosen in the 2022 NFL Draft

— 2024 SEASON HIGHLIGHTS —

- Spent the entire season on Injured Reserve

CHRISTIAN MATTHEW'S NFL REGULAR SEASON DEFENSIVE STATISTICS																													
				TACKLES								INTERCEPTIONS						FUMBLES				ST					MISC		
DATE	TEAM	GP	GS	TK	S	A	TFL	YDS	SK	YDS	QBH	NO	YDS	LG	TD	PD	FF	FR	TD	YDS	TK	S	A	FF	FR	S	A		
2022	Cardinals	14	3	18	11	7	0	0	0.0	0.0	0	0	0	0	0	0	3	0	0	0	0	1	1	0	0	0	0	0	
2023	Cardinals	4	0	0	0	0	0	0	0.0	0.0	0	0	0	0	0	0	0	0	0	0	1	1	0	0	0	0	0		
2023	Bears	2	0	0	0	0	0	0	0.0	0.0	0	0	0	0	0	0	0	0	0	0	0	0	0	0	0	0	0		
2023	TOTAL	6	0	0	0	0	0	0	0.0	0.0	0	0	0	0	0	0	0	0	0	0	1	1	0	0	0	0	0		
2024	Ravens	0	0	0	0	0	0	0	0.0	0.0	0	0	0	0	0	0	0	0	0	0	0	0	0	0	0	0	0		
NFL TOTALS		20	3	18	11	7	0	0	0.0	0.0	0	0	0	0	0	3	0	0	0	0	2	2	0	0	0	0	0	0	

CHRISTIAN MATTHEW'S NFL POSTSEASON DEFENSIVE STATISTICS																													
				TACKLES								INTERCEPTIONS						FUMBLES				ST					MISC		
DATE	TEAM	GP	GS	TK	S	A	TFL	YDS	SK	YDS	QBH	NO	YDS	LG	TD	PD	FF	FR	TD	YDS	TK	S	A	FF	FR	S	A		
2023	Ravens	0	0	0	0	0	0	0	0.0	0.0	0	0	0	0	0	0	0	0	0	0	0	0	0	0	0	0	0		
2024	Ravens	0	0	0	0	0	0	0	0.0	0.0	0	0	0	0	0	0	0	0	0	0	0	0	0	0	0	0	0		
NFL TOTALS		0	0	0	0	0	0	0	0.0	0.0	0	0	0	0	0	0	0	0	0	0	0	0	0	0	0	0	0		

CHRISTIAN MATTHEW'S SINGLE-GAME HIGHS: DEFENSIVE

Total Tackles	5 at San Francisco 49ers, Jan 08, 2023 ...1 more at 5.	Passes Defensed	1 at Atlanta Falcons, Jan 01, 2023 ...2 more at 1.
Solo Tackles	5 at Denver Broncos, Dec 18, 2022	Special Teams Tackles	2 vs. Los Angeles Chargers, Nov 27, 2022

45 CHRISTIAN MATTHEW

CHRISTIAN MATTHEW'S 2024 GXG REGULAR-SEASON STATISTICS (RAVENS)

TACKLES											INTERCEPTIONS					FUMBLES				ST				MISC				
DATE	OPPONENT	P/S	TK	S	A	SK	YDS	TFL	YDS	QBH	NO	YDS	LG	TD	PD	FF	FR	TD	YDS	TK	S	A	FF	FR	S	A	W/L	SCORE
09/05	at Chiefs											INJURED	RESERVE														L	20-27
09/15	Raiders											INJURED	RESERVE														L	23-26
09/22	at Cowboys											INJURED	RESERVE														W	28-25
09/29	Bills											INJURED	RESERVE														W	35-10
10/06	at Bengals											INJURED	RESERVE														W	41-38+
10/13	Commanders											INJURED	RESERVE														W	30-23
10/21	at Buccaneers											INJURED	RESERVE														W	41-31
10/27	at Browns											INJURED	RESERVE														L	24-29
11/03	Broncos											INJURED	RESERVE														W	41-10
11/07	Bengals											INJURED	RESERVE														W	35-34
11/17	at Steelers											INJURED	RESERVE														L	16-18
11/25	at Chargers											INJURED	RESERVE														W	30-23
12/01	Eagles											INJURED	RESERVE														L	19-24
12/15	at Giants											INJURED	RESERVE														W	35-14
12/21	Steelers											INJURED	RESERVE														W	34-17
12/25	at Texans											INJURED	RESERVE														W	31-2
01/04	Browns											INJURED	RESERVE														W	35-10
2024 TOTALS			0	0	0	0.0	0.0	0	0	0	0	0	0	0	0	0	0	0	0	0	0	0	0	0	0	0	12-5	
+ - Overtime																												

CHRISTIAN MATTHEW'S 2024 GXG POSTSEASON STATISTICS (RAVENS)

			TACKLES							INTERCEPTIONS					FUMBLES				ST				MISC							
DATE	OPPONENT	P/S	TK	S	A	SK	YDS	TFL	YDS	QBH	NO	YDS	LG	TD	PD	FF	FR	TD	YDS	TK	S	A	FF	FR	S	A	W/L	SCORE		
01/11	Steelers													INJURED RESERVE															W	28-14
01/19	at Bills													INJURED RESERVE															L	25-27
2024 TOTALS			0	0	0	0.0	0.0	0	0	0	0	0	0	0	0	0	0	0	0	0	0	0	0	0	0	0	1-1			

**10****CB****5-10 | 190****ARTHUR MAULET****COLLEGE: MEMPHIS****AGE: 31 HOMETOWN: NEW ORLEANS, LA****EXP. (NFL/RAVENS): 8/2 GP/GS (PLAYOFFS): 85/23 (5/1)**

— KEY TRANSACTIONS —

- Placed on Injured Reserve on 11/30/24
- Activated from Injured Reserve on 10/22/24
- Placed on Injured Reserve/Designated for Return on 8/27/24
- Re-signed (two-year deal) with the Ravens 3/19/24
- Signed with the Ravens on 7/26/23
- Released by the Steelers on 5/10/23
- Signed a two-year extension with Pittsburgh on 3/12/22
- Signed with the Steelers on 8/31/21
- Released by Pittsburgh on 8/30/21
- Signed a one-year contract with the Steelers on 5/7/21
- Activated from Injured Reserve on 10/30/20
- Designated to return from Injured Reserve on 10/23/20
- Placed on Injured Reserve (groin) on 9/21/20
- Signed a one-year contract with the Jets on 3/20/20
- Promoted to the Jets' active roster on 10/30/19
- Signed to the Jets' practice squad on 10/18/19
- Waived by the Jets on 10/15/19
- Signed a Reserve/Future contract with the Jets on 1/29/19
- Signed to the Saints' practice squad on 11/26/18
- Waived by the Colts on 11/20/18
- Claimed off waivers by Indianapolis on 9/24/18
- Waived by the Saints on 9/21/18
- Promoted to New Orleans' active roster on 12/2/17
- Signed to the Saints' practice squad on 9/27/17
- Waived by the Saints on 9/25/17
- Promoted to the Saints' active roster on 9/23/17
- Signed to the Saints' practice squad on 9/3/17
- Waived by the Saints on 9/2/17
- Signed with the Saints as an undrafted rookie free agent on 5/1/17

— CAREER HIGHLIGHTS —

- Played in 14 games (three starts) during his first season as a Raven in 2023, recording 34 tackles while tying or setting career highs in sacks (2), TFL (5), QBHs (3), INTs (1), PD (5) and FRs (2)...Also registered 3 special teams tackles...Helped the Ravens' defense become the first unit in NFL history to lead the league in scoring (16.5 ppg), sacks (60) and takeaways (31)

- Appeared in all 17 games (six starts) with the Steelers in 2022, posting a career-high 46 tackles for the second-straight season, 30 of which were solo stops...Also registered 2 sacks, 1 INT, 1 FF and 3 PD, while adding a team-leading and career-high 13 ST tackles (8 solo)
- Appeared in 12 games (six starts) with the Jets in 2019, posting 37 tackles (25 solo), 5 TFL, 1 INT, 2 PD and 1 FR in the end zone for a TD...Started all six games he played over the final eight weeks of the season...Despite missing Weeks 14-15 due to injury, registered the ninth-most tackles (28, 20 solo) over the final six weeks of the season...His 5 TFL during that span were tied for the most in the league among all DBs
- Collected 7 tackles (6 solo), 2 TFL and his first-career INT in the season-finale win at Buf. (12/29/19)...Finished as the NFL's only DB in 2019 to post multiple TFL and an INT in a single game...Also became the first Jets player since Hall of Famer Darrelle Revis (11/2/08 at Buf.) to accomplish this feat
- Logged 7 tackles (5 solo) and a career-high 3 TFL in the win vs. Oak. (11/24/19)...His 3 TFL tied S Jamal Adams, S Eric Reid and CB T.J. Carrie for the most by an NFL DB in a single 2019 contest...Contributed on a defense that permitted a season-low 3 points, 10 first downs and 208 total yards (140 passing & 68 rushing)

— PERSONAL —

- Did not start playing organized football until his junior year of high school when he was discovered by Bonabel HS defensive backs coach Donald Cox, who has trained numerous current and former NFL players
- Has four younger siblings (Juan, Kawanda, Henry and Bri) and was taken care of by their grandfather, Anthony Hicks
- Grew up in New Orleans' Lower Ninth Ward, but his family was forced to move from their home by Hurricane Katrina when he was 12 years old...Lived in the New Orleans Superdome shelter for two weeks with Hicks before moving with his siblings to a home in Ann Arbor, MI, that was funded by their church for a year and a half
- Fell in love with football after going to a University of Michigan football game with his grandfather while living in Ann Arbor
- Continues to incorporate basketball principles like footwork into his offseason workouts
- Majored in organization leadership

— 2024 SEASON HIGHLIGHTS —

- Appeared in three games, notching 5 tackles (4 solo) before being placed on Injured Reserve (calf/knee)

10 ARTHUR MAULET

ARTHUR MAULET'S NFL REGULAR SEASON DEFENSIVE STATISTICS

		TACKLES										INTERCEPTIONS					FUMBLES				ST					MISC	
DATE	TEAM	GP	GS	TK	S	A	TFL	YDS	SK	YDS	QBH	NO	YDS	LG	TD	PD	FF	FR	TD	YDS	TK	S	A	FF	FR	S	A
2017	Saints	6	0	0	0	0	0	0	0.0	0.0	0	0	0	0	0	0	0	0	0	0	1	1	0	0	0	0	0
2018	Saints	1	0	0	0	0	0	0	0.0	0.0	0	0	0	0	0	0	0	0	0	0	0	0	0	0	0	0	0
Went from New Orleans to Indianapolis.																											
2018	Colts	5	1	9	6	3	0	0	0.0	0.0	0	0	0	0	0	0	0	0	0	0	0	0	0	0	0	0	0
2018	TOTAL	6	1	9	6	3	0	0	0.0	0.0	0	0	0	0	0	0	0	0	0	0	0	0	0	0	0	0	0
2019	Jets	12	6	37	25	12	5	11	0.0	0.0	0	1	13	13	0	2	0	0	1	0	1	1	1	0	0	1	0
2020	Jets	11	5	23	19	4	0	0	1.0	3.0	1	1	20	20	0	5	0	0	0	0	6	4	2	0	0	0	0
2021	Steelers	16	2	46	37	9	5	15	0.0	0.0	2	0	0	0	0	1	1	0	0	0	1	1	0	0	0	0	0
2022	Steelers	17	6	46	30	16	2	9	2.0	12.0	2	1	12	12	0	3	1	0	0	0	13	8	5	0	0	0	0
2023	Ravens	14	3	34	29	5	5	24	2.0	17.0	3	1	0	0	0	5	0	2	0	21	3	3	0	0	0	0	0
2024	Ravens	3	0	5	4	1	0	0	0.0	0.0	0	0	0	0	0	0	0	0	0	0	0	0	0	0	0	0	0
NFL TOTALS		85	23	200	150	50	17	59	5.0	32.0	8	4	45	20	0	16	2	2	1	21	25	18	7	0	1	0	0

ARTHUR MAULET'S NFL POSTSEASON DEFENSIVE STATISTICS

		TACKLES										INTERCEPTIONS					FUMBLES				ST				MISC		
DATE	TEAM	GP	GS	TK	S	A	TFL	YDS	SK	YDS	QBH	NO	YDS	LG	TD	PD	FF	FR	TD	YDS	TK	S	A	FF	FR	S	A
2017	Saints	2	0	0	0	0	0	0	0.0	0.0	0	0	0	0	0	0	0	0	0	0	0	0	0	0	0	0	0
2021	Steelers	1	0	0	0	0	0	0	0.0	0.0	0	0	0	0	0	0	0	0	0	0	1	0	1	0	0	0	0
2023	Ravens	2	1	5	3	2	0	0	0.0	0.0	1	0	0	0	0	0	0	0	0	0	1	1	0	0	0	0	0
2024	Ravens	0	0	0	0	0	0	0	0.0	0.0	0	0	0	0	0	0	0	0	0	0	0	0	0	0	0	0	0
NFL TOTALS		5	1	5	3	2	0	0	0.0	0.0	1	0	0	0	0	0	0	0	0	0	2	1	1	0	0	0	0

ARTHUR MAULET'S SINGLE-GAME HIGHS: DEFENSIVE

Total Tackles Solo Tackles

8 vs. Pittsburgh Steelers, Dec 22, 2019
6 vs. Detroit Lions, Oct 22, 2023
...1 more at 6.

Sacks

1.0 vs. Detroit Lions, Oct 22, 2023
...4 more at 1.0.

Passes Defensed Forced Fumbles

3 vs. Cleveland Browns, Dec 27, 2020
1 at Cincinnati Bengals, Sep 11, 2022
...1 more at 1.

Fumble Recoveries

1 vs. Pittsburgh Steelers, Jan 06, 2024
...1 more at 1.

Tackles For Loss Interceptions

Interception Return Yards Special Teams Tackles Special Teams Fumble Recoveries Longest Opp Fumble Return

3 vs. Oakland Raiders, Nov 24, 2019
1 vs. Las Vegas Raiders, Dec 24, 2022
...2 more at 1.
20 vs. Las Vegas Raiders, Dec 06, 2020
4 at Indianapolis Colts, Nov 28, 2022
1 at New England Patriots, Sep 22, 2019
21 at Jacksonville Jaguars, Dec 17, 2023

ARTHUR MAULET'S SINGLE-GAME HIGHS - POSTSEASON: DEFENSIVE

Total Tackles Solo Tackles

3 vs. Houston Texans, Jan 20, 2024
2 vs. Houston Texans, Jan 20, 2024

Special Teams Tackles

1 vs. Houston Texans, Jan 20, 2024
...1 more at 1.

ARTHUR MAULET'S 2024 GXG REGULAR-SEASON STATISTICS (RAVENS)

			TACKLES								INTERCEPTIONS								FUMBLES				ST				MISC								
DATE	OPPONENT	P/S	TK	S	A	SK	YDS	TFL	YDS	QBH	NO	YDS	LG	TD	PD	FF	FR	TD	YDS	TK	S	A	FF	FR	S	A	W/L	SCORE							
09/05	at Chiefs		INJURED RESERVE - DESIGNATED FOR RETURN																															L	20-27
09/15	Raiders		INJURED RESERVE - DESIGNATED FOR RETURN																															L	23-26
09/22	at Cowboys		INJURED RESERVE - DESIGNATED FOR RETURN																															W	28-25
09/29	Bills		INJURED RESERVE - DESIGNATED FOR RETURN																															W	35-10
10/06	at Bengals		INJURED RESERVE - DESIGNATED FOR RETURN																															W	41-38+
10/13	Commanders		INJURED RESERVE - DESIGNATED FOR RETURN																															W	30-23
10/21	at Buccaneers		INJURED RESERVE - DESIGNATED FOR RETURN																															W	41-31
10/27	at Browns	P	1	0	1	0.0	0.0	0	0	0	0	0	0	0	0	0	0	0	0	0	0	0	0	0	0	0	0	L	24-29						
11/03	Broncos	P	3	3	0	0.0	0.0	0	0	0	0	0	0	0	0	0	0	0	0	0	0	0	0	0	0	0	0	W	41-10						
11/07	Bengals	P	1	1	0	0.0	0.0	0	0	0	0	0	0	0	0	0	0	0	0	0	0	0	0	0	0	0	0	W	35-34						
11/17	at Steelers		ON INACTIVE LIST																															L	16-18
11/25	at Chargers		ON INACTIVE LIST																															W	30-23
12/01	Eagles		INJURED RESERVE																															L	19-24
12/15	at Giants		INJURED RESERVE																															W	35-14
12/21	Steelers		INJURED RESERVE																															W	34-17
12/25	at Texans		INJURED RESERVE																															W	31-2
01/04	Browns		INJURED RESERVE																															W	35-10
2024 TOTALS		3-0	5	4	1	0.0	0.0	0	0	0	0	0	0	0	0	0	0	0	0	0	0	0	0	0	0	0	0	12-5							
+ - Overtime																																			

+ - Overtime

10 ARTHUR MAULET

ARTHUR MAULET'S 2024 GXG POSTSEASON STATISTICS (RAVENS)

			TACKLES					INTERCEPTIONS					FUMBLES				ST			MISC								
DATE	OPPONENT	P/S	TK	S	A	SK	YDS	TFL	YDS	QBH	NO	YDS	LG	TD	PD	FF	FR	TD	YDS	TK	S	A	FF	FR	S	A	W/L	SCORE
01/11	Steelers																										W	28-14
01/19	at Bills																										L	25-27
2024 TOTALS			0	0	0	0.0	0.0	0	0	0	0	0	0	0	0	0	0	0	0	0	0	0	0	0	0	0	1-1	



65

OL

6-4 | 305

PATRICK MEKARI

COLLEGE: CAL-BERKELEY

AGE: 27 HOMETOWN: WESTLAKE VILLAGE, CA

EXP. (NFL/RAVENS): 6/6 GP/GS (PLAYOFFS): 88/53 (8/5)



— KEY TRANSACTIONS —

- Signed a three-year contract extension (through 2024) with the Ravens on 12/30/21
- Signed by the Ravens as a rookie free agent on 5/3/19...Was one of two (OLB Otaru Alaka) undrafted RFAs to make the Ravens' Week 1 53-man roster

— CAREER HIGHLIGHTS —

- Started in all 17 games across the Ravens' O-Line in 2024, blocking for an offense that ranked No. 1 in the NFL in yards per game (424.9), yards per play (6.8 – third-best single-season mark in NFL history) and red zone efficiency (74.2%) and No. 3 in points per game (30.5), while setting a franchise single-season record with 7,224 net yards...Baltimore's rushing attack also averaged an NFL-best 187.6 yards per game and 5.8 yards per carry (best figure in single-season NFL history)
- With the nod at LG in the 35-10 win vs. Buf. (9/29/24), a game in which the offense totaled 427 yards (271 rushing and 156 passing) and 5 TDs, has started at all five spots on the offensive line throughout his career
- Appeared in 17 games (seven starts) with Baltimore in 2023, helping block for the NFL's No. 1 rushing offense (156.6 ypg) and No. 4 scoring offense (28.4 ppg)...The ground game eclipsed 100 yards in all 17 contests, while also setting a single-season franchise record with 26 rushing TDs
- In 2021, saw action in 13 games (12 starts) at RT, blocking for the NFL's sixth-ranked offense (378.8 ypg) and third-best rushing attack (145.8 ypg)
- Helped block for a Ravens rushing attack that topped 100 yards in 43 straight games (2018-21), tying for the longest streak of its kind in NFL history (Pittsburgh – 1974-77)
- In 2020, saw action in all 14 games (eight starts), seeing time at RG and center...Helped block for the NFL's No. 1 rushing attack (191.9 ypg), which produced the third-most yards (3,071) ever in a 16-game NFL season...Baltimore owned the seventh-best scoring offense (29.3 ppg) and fourth-best third-down offense (48.8%)...The Ravens also tallied a then-franchise-record 24 rushing TDs
- Started at RG and helped block for a rushing attack that totaled 110 ground yards and 2 TDs in the 24-10 win at Ind. (11/8/20)...Baltimore scored 17 unanswered in the second half to capture the victory and set an NFL record with its 31st-straight game scoring at least 20 points
- In 2019, helped the Ravens set new single-season franchise records for total TDs (64), points (531), rushing yards (3,296) and total net yards (6,521)...The Ravens also became the first team in league history to average at least 200 rushing (206.0) and 200 net passing (201.6) yards per game in a season

— PERSONAL —

- Both of Mekari's parents fled war-torn countries in the Middle East in the 1970s and immigrated to Los Angeles – his mother left Iran and his father is from Lebanon
- While at Cal, played with his older brother, Tony, who was a defensive lineman and law student at UC Davis
- **Last name pronounced: muh-CARE-ee**

— 2024 SEASON HIGHLIGHTS —

- Started in all 17 games across the Ravens' O-Line, blocking for an offense that ranked No. 1 in the NFL in yards per game (424.9), yards per play (6.8 – third-best single-season mark in NFL history) and red zone efficiency (74.2%) and No. 3 in points per game (30.5), while setting a franchise single-season record with 7,224 net yards...Baltimore's rushing attack also averaged an NFL-best 187.6 yards per game and 5.8 yards per carry (best figure in single-season NFL history)
- Started at LG, helping block for an offense that totaled 464 yards (third most in franchise playoff history), including a franchise playoff-record 299 rushing yards, in the 28-14 Wild Card win vs. Pit. (1/11/25)...The Ravens were 10-of-15 (66.7%) on third down, marking the franchise's best single-game playoff figure ever
- Started at LG, helping block for an offense that totaled 437 yards (217 passing & 220 rushing) and 4 TDs in the 35-10 win vs. Cle. (1/4)...Baltimore's rushing attack averaged 6.3 yards per carry, marking their 14th time recording at least 5.0 yards per carry in a game this season, a new franchise record
- Started at LG, blocking for an offense that totaled 432 yards (181 passing & 251 rushing) and scored a TD on all three red zone drives in the 31-2 win at Hou. (12/25)...Helped Baltimore reach over 400 yards of total offense for a franchise-record ninth time on the season...Baltimore also averaged at least 7 yards per play for the seventh time on the season, tying (SF in 2023 and NO in 2011) for the most-such games in NFL single-season history
- Started at LG, blocking for an offense that totaled 418 yards (198 passing & 220 rushing) in the 34-17 win vs. Pit. (12/21)...Helped Baltimore become the first team in NFL history to register at least 3,500 passing yards and 2,500 rushing yards through the first 15 games of a season...The Ravens tallied at least 30 points for a franchise-record ninth time on the season
- Started at LG, helping block for an offense that totaled 445 yards (275 passing & 170 rushing) and 5 TDs in the 35-14 win at NYG (12/15)...Baltimore converted on 9-of-11 third-down attempts, marking a season-best 81.8% success rate

65 PATRICK MEKARI

- Blocked for an offense that totaled 30 points and 389 yards (177 passing & 212 rushing), while reaching the end zone on 2-of-2 red zone opportunities and moving the chains on 8-of-15 (53%) third downs and 3-of-3 (100%) fourth-and-1 attempts, in the MNF win at LAC (11/25)
- Started at LG, blocking for an offense that tallied 5 TDs in the 41-10 win vs. Den. (11/3)...Baltimore's 14.2 yards gained per pass attempt (269 yards on 19 attempts) was the third-best mark in single-game franchise history...Helped QB Lamar Jackson set an NFL record with his fourth-career game with a perfect 158.3 passer rating (min. 15 attempts each game)
- Started at LG, helping block for an offense that totaled 484 yards (308 passing & 176 rushing) and 3 TDs in the 30-23 win vs. Was. (10/13)...Baltimore registered an NFL-record sixth-straight game with at least 150 yards and 1 TD each through the air and on the ground
- Started at LG, helping block for an offense that totaled 520 (345 passing & 175 rushing) yards, en route to the 41-38 OT win at Cin. (10/6)...The Ravens became the fifth team since 1980 with at least 1,000 rushing yards through their first five games of a season
- Started at LG, blocking for an offense that totaled 427 yards (271 rushing and 156 passing) and 5 TDs in the 35-10 win vs. Buf. (9/29)...With the nod at LG, has now started at all five spots on the offensive line throughout his career
- Started at RT, helping block for an offense that totaled 456 yards (274 rushing and 182 passing) and 4 TDs in the 28-25 win at Dal. (9/22)...Baltimore's 274-yard rushing output marked the 10th-best in single-game franchise history
- Started at RT, blocking for an offense that produced 452 total yards (185 rushing & 267 passing) and 5.8 yards per carry at KC (9/5)

PATRICK MEKARI'S NFL REGULAR SEASON STATISTICS

DATE	TEAM	GP	GS
2019	Ravens	11	5
2020	Ravens	14	8
2021	Ravens	13	12
2022	Ravens	16	4
2023	Ravens	17	7
2024	Ravens	17	17
NFL TOTALS		88	53

PATRICK MEKARI'S NFL POSTSEASON STATISTICS

DATE	TEAM	GP	GS
2019	Ravens	1	1
2020	Ravens	2	2
2022	Ravens	1	0
2023	Ravens	2	0
2024	Ravens	2	2
NFL TOTALS		8	5

PATRICK MEKARI'S 2024 GXG REGULAR-SEASON STATISTICS (RAVENS)

DATE	OPPONENT	P/S	W/L	SCORE
09/05	at Chiefs	S	L	20-27
09/15	Raiders	S	L	23-26
09/22	at Cowboys	S	W	28-25
09/29	Bills	S	W	35-10
10/06	at Bengals	S	W	41-38+
10/13	Commanders	S	W	30-23
10/21	at Buccaneers	S	W	41-31
10/27	at Browns	S	L	24-29
11/03	Broncos	S	W	41-10
11/07	Bengals	S	W	35-34
11/17	at Steelers	S	L	16-18
11/25	at Chargers	S	W	30-23
12/01	Eagles	S	L	19-24
12/15	at Giants	S	W	35-14
12/21	Steelers	S	W	34-17
12/25	at Texans	S	W	31-2
01/04	Browns	S	W	35-10
2024 TOTALS		17-17	12-5	

+ - Overtime

PATRICK MEKARI'S 2024 GXG POSTSEASON STATISTICS (RAVENS)

DATE	OPPONENT	P/S	W/L	SCORE
01/11	Steelers	S	W	28-14
01/19	at Bills	S	L	25-27
2024 TOTALS		2-2	1-1	

**6****WR****5-11 | 199****ANTHONY MILLER****COLLEGE: MEMPHIS****AGE: 30 HOMETOWN: MEMPHIS, TN****EXP. (NFL/RAVENS): 5/1****GP/GS (PLAYOFFS): 52/18 (4/1)**

— KEY TRANSACTIONS —

- Activated from the practice squad (standard elevation) on 12/21/24 (vs. Pit.), 12/25/24 (at Hou.), 1/4/25 (vs. Cle.), 1/11/25 (vs. Pit) and 1/19/25 (at Buf.)
- Released by the Ravens on 8/27/24 and signed to their practice squad on 8/28/24
- Signed with the Ravens on 8/11/24
- Released by the Chiefs on 5/3/24
- Signed to a Reserve/Future contract with the Chiefs on 1/23/24
- Released by the Colts on 10/17/23
- Signed to the Colts' practice squad on 10/11/23
- Released by the 49ers on 8/29/23
- Signed with the 49ers on 8/22/23
- Released by the Steelers on 6/20/23
- Signed a one-year contract with the Steelers on 1/17/23
- Placed on Injured Reserve (shoulder) on 8/16/22
- Signed to a Reserve/Future contract with the Steelers on 1/24/22
- Waived from the Steelers' practice squad on 1/24/22
- Activated from the Steelers' practice squad (standard elevation) on 11/28/21 (at Cin.)
- Signed to the Steelers' practice squad on 10/12/21
- Waived by the Texans on 10/6/21
- Acquired by the Texans from the Bears, along with a 2022 seventh-round draft pick, in exchange for a 2022 fifth-round draft pick on 7/26/21
- Selected by the Bears in the second round (51st overall) of the 2018 NFL Draft

— CAREER HIGHLIGHTS —

- Played in all 16 games (six starts) for the Bears in 2020, totaling 49 receptions for 485 yards and 2 TDs to help Chicago earn a playoff berth...Notched 2 catches for 22 yards in the NFC Wild Card at NO (1/10/21)

- Saw action in all 16 games (seven starts) with Chicago in 2019, recording career highs in both receptions (52) and receiving yards (656), to go along with 2 TDs
- Competed in 15 games (four starts) during his rookie season for the NFC North champion Bears in 2018, notching 33 receptions for 423 yards and a career-high 7 TDs... Tallied 3 catches for 34 yards in the NFC Wild Card vs. Phi. (1/6/19)...His 7 receiving TDs rank fourth by a rookie in Bears history...Contributed to a unit that finished fifth in total yards per game (352.8) and eighth in scoring (24.2 ppg)

— PERSONAL —

- Played the drums at Oak Grove Missionary Baptist Church during his youth
- His favorite movie is "Remember the Titans" and considers the film as a good lesson about the power of sports
- Would be working with the youth if he wasn't playing professional football
- Starred at both football and track & field while prepping at Christian Brothers (Memphis, TN) HS...He finished as the school's all-time leader in receiving yards (1,779), while also posting 14 TDs...Additionally, was a finalist for the 2013 *Commercial Appeal* Best of the Preps Track and Field Athlete of the Year Award

— 2024 SEASON HIGHLIGHTS —

- Spent the entire season on Baltimore's practice squad, earning three standard elevations (12/21/24 vs Pit., 12/25/24 at Hou. & 1/4/25 vs. Cle.)...Recorded a 16-yard catch at Hou. (12/25), marking his first reception since the 2021 season
- Recorded 3 receptions for 12 yards in the 28-14 Wild Card win vs. Pit. (1/11/25)

6 ANTHONY MILLER

ANTHONY MILLER'S NFL REGULAR SEASON RUSHING/RECEIVING STATISTICS

DATE	TEAM	GP	GS	RECEIVING					RUSHING				
				NO.	YDS.	AVG.	LG	TD	NO.	YDS.	AVG.	LG	TD
2018	Bears	15	4	33	423	12.8	55	7	6	26	4.3	9	0
2019	Bears	16	7	52	656	12.6	35	2	1	-1	-1.0	-1	0
2020	Bears	16	6	49	485	9.9	34	2	2	12	6.0	9	0
2021	Texans	2	1	5	23	4.6	10	1	0	0	0.0	0	0
Went from Houston to Pittsburgh.													
2021	Steelers	1	0	1	2	2.0	2	0	0	0	0.0	0	0
2021	TOTAL	3	1	6	25	4.2	10	1	0	0	0.0	0	0
2022	Steelers	0	0	0	0	0.0	0	0	0	0	0.0	0	0
2023	Colts	0	0	0	0	0.0	0	0	0	0	0.0	0	0
2024	Ravens	2	0	1	16	16.0	16	0	0	0	0.0	0	0
NFL TOTALS		52	18	141	1,605	11.4	55	12	9	37	4.1	9	0

ANTHONY MILLER'S NFL POSTSEASON RUSHING/RECEIVING STATISTICS

DATE	TEAM	GP	GS	RECEIVING					RUSHING				
				NO.	YDS.	AVG.	LG	TD	NO.	YDS.	AVG.	LG	TD
2018	Bears	1	0	3	34	11.3	23	0	0	0	0.0	0	0
2020	Bears	1	1	2	22	11.0	11	0	1	2	2.0	2	0
2021	Steelers	0	0	0	0	0.0	0	0	0	0	0.0	0	0
2024	Ravens	2	0	4	28	7.0	16	0	0	0	0.0	0	0
NFL TOTALS		4	1	9	84	9.3	23	0	1	2	2.0	2	0

ANTHONY MILLER'S NFL REGULAR SEASON RETURN STATISTICS

KICKOFF RETURNS							PUNT RETURNS					
DATE	TEAM	RET.	YDS.	AVG.	LG	TD	NO.	FC	YDS.	AVG.	LG	TD
2018	Bears	6	139	23.2	31	0	0	0	0	0.0	0	0
2019	Bears	1	28	28.0	28	0	0	0	0	0.0	0	0
2020	Bears	1	16	16.0	16	0	5	3	55	11.0	32	0
2021	Texans	0	0	0.0	0	0	0	0	0	0.0	0	0
2021	Steelers	0	0	0.0	0	0	0	0	0	0.0	0	0
2021	TOTAL	0	0	0.0	0	0	0	0	0	0.0	0	0
2022	Steelers	0	0	0.0	0	0	0	0	0	0.0	0	0
2023	Colts	0	0	0.0	0	0	0	0	0	0.0	0	0
2024	Ravens	0	0	0.0	0	0	0	0	0	0.0	0	0
NFL TOTALS		8	183	22.9	31	0	5	3	55	11.0	32	0

ANTHONY MILLER'S NFL POSTSEASON RETURN STATISTICS

KICKOFF RETURNS							PUNT RETURNS					
DATE	TEAM	RET.	YDS.	AVG.	LG	TD	NO.	FC	YDS.	AVG.	LG	TD
2018	Bears	0	0	0.0	0	0	0	0	0	0.0	0	0
2020	Bears	0	0	0.0	0	0	0	0	0	0.0	0	0
2021	Steelers	0	0	0.0	0	0	0	0	0	0.0	0	0
2024	Ravens	0	0	0.0	0	0	0	0	0	0.0	0	0
NFL TOTALS		0	0	0.0	0	0	0	0	0	0.0	0	0

ANTHONY MILLER'S SINGLE-GAME HIGHS: RUSHING/RECEIVING

Rush Attempts Rushing Yards

2 at Minnesota Vikings, Dec 30, 2018
9 at Atlanta Falcons, Sep 27, 2020
...1 more at 9.

Longest Runs

9 at Atlanta Falcons, Sep 27, 2020
...1 more at 9.

Receptions

9 at Green Bay Packers, Dec 15, 2019
...1 more at 9.

Receiving Yards Receiving Average Longest Receptions Receiving TDs

140 at Detroit Lions, Nov 28, 2019
24.4 vs. Detroit Lions, Nov 11, 2018
55 vs. Detroit Lions, Nov 11, 2018
1 vs. Carolina Panthers, Sep 23, 2021
...11 more at 1.

All-Purpose Yards Kickoff Returns Kickoff Return Yards

140 at Detroit Lions, Nov 28, 2019
3 vs. Green Bay Packers, Dec 16, 2018
75 vs. Green Bay Packers, Dec 16, 2018

Longest Kickoff Return Fair Catches Punt Return Yards Longest Punt Return Punt Returns Kickoff Return Average Special Teams Tackles

31 vs. Green Bay Packers, Dec 16, 2018
2 vs. Houston Texans, Dec 13, 2020
44 vs. Minnesota Vikings, Nov 16, 2020
32 vs. Minnesota Vikings, Nov 16, 2020
2 vs. Minnesota Vikings, Nov 16, 2020
25.0 vs. Green Bay Packers, Dec 16, 2018
1 vs. Detroit Lions, Nov 10, 2019
...2 more at 1.
1 vs. Carolina Panthers, Sep 23, 2021
...11 more at 1.
1 vs. Green Bay Packers, Jan 03, 2021
...7 more at 1.
140 at Detroit Lions, Nov 28, 2019

Most TDs

Miscellaneous Tackles

Scrimmage Yards

6 ANTHONY MILLER

ANTHONY MILLER'S SINGLE-GAME HIGHS - POSTSEASON: RUSHING/RECEIVING

Rush Attempts	1 at New Orleans Saints, Jan 10, 2021	Receiving Average	11.3 vs. Philadelphia Eagles, Jan 06, 2019
Rushing Yards	2 at New Orleans Saints, Jan 10, 2021	Longest Receptions	23 vs. Philadelphia Eagles, Jan 06, 2019
Longest Runs	2 at New Orleans Saints, Jan 10, 2021	All-Purpose Yards	34 vs. Philadelphia Eagles, Jan 06, 2019
Receptions	3 vs. Pittsburgh Steelers, Jan 11, 2025	Scrimmage Yards	34 vs. Philadelphia Eagles, Jan 06, 2019
	...1 more at 3.		
Receiving Yards	34 vs. Philadelphia Eagles, Jan 06, 2019		

ANTHONY MILLER'S 100-YARD RECEIVING GAMES (3): REGULAR SEASON

DATE	TEAM	NO.	YDS.	AVG.	LG	TD
11/11/18	LIONS	5	122	24.4	55	1
11/28/19	at Lions	9	140	15.6	35	0
12/15/19	at Packers	9	118	13.1	33	1

ANTHONY MILLER'S 2024 GXG REGULAR-SEASON STATISTICS (RAVENS)

RECEIVING							RUSHING							
DATE	OPPONENT	P/S	NO.	YDS.	AVG.	LG	TD	NO.	YDS.	AVG.	LG	TD	W/L	SCORE
09/05	at Chiefs							PRACTICE SQUAD					L	20-27
09/15	Raiders							PRACTICE SQUAD					L	23-26
09/22	at Cowboys							PRACTICE SQUAD					W	28-25
09/29	Bills							PRACTICE SQUAD					W	35-10
10/06	at Bengals							PRACTICE SQUAD					W	41-38+
10/13	Commanders							PRACTICE SQUAD					W	30-23
10/21	at Buccaneers							PRACTICE SQUAD					W	41-31
10/27	at Browns							PRACTICE SQUAD					L	24-29
11/03	Broncos							PRACTICE SQUAD					W	41-10
11/07	Bengals							PRACTICE SQUAD					W	35-34
11/17	at Steelers							PRACTICE SQUAD					L	16-18
11/25	at Chargers							PRACTICE SQUAD					W	30-23
12/01	Eagles							PRACTICE SQUAD					L	19-24
12/15	at Giants							PRACTICE SQUAD					W	35-14
12/21	Steelers	P	0	0	0.0	0	0	0	0	0.0	0	0	W	34-17
12/25	at Texans	P	1	16	16.0	16	0	0	0	0.0	0	0	W	31-2
01/04	Browns							PRACTICE SQUAD					W	35-10
2024 TOTALS		2-0	1	16	16.0	16	0	0	0	0.0	0	0	12-5	
+ - Overtime														

ANTHONY MILLER'S 2024 GXG POSTSEASON STATISTICS (RAVENS)

RECEIVING								RUSHING							
DATE	OPPONENT	P/S	NO.	YDS.	AVG.	LG	TD	NO.	YDS.	AVG.	LG	TD	W/L	SCORE	
01/11	Steelers	P	3	12	4.0	5	0	0	0	0.0	0	0	W	28-14	
01/19	at Bills	P	1	16	16.0	16	0	0	0	0.0	0	0	L	25-27	
2024 TOTALS		2-0	4	28	7.0	16	0	0	0	0.0	0	0	1-1		



34

RB

5-8 | 191

KEATON MITCHELL

COLLEGE: EAST CAROLINA

AGE: 23 HOMETOWN: MCDONOUGH, GA

EXP. (NFL/RAVENS): 2/2

GP/GS (PLAYOFFS): 13/2 (2/0)



— KEY TRANSACTIONS —

- Activated from the Physically Unable to Perform (PUP) list on 11/7/24
- Placed on the Reserve/Physically Unable to Perform list on 8/27/24
- Declared Physically Unable to Perform (PUP) on 7/15/24
- Placed on Injured Reserve (knee) on 12/19/23
- Activated from Injured Reserve/Designated for Return on 10/14/23
- Designated to return from Injured Reserve on 10/4/23
- Placed on Injured Reserve on 8/31/23
- Signed with the Ravens as an undrafted rookie free agent on 5/4/23

— HONORS —

- Ravens Ed Block Courage Award (2024)
- FedEx Ground Player of the Week (Week 9, 2023)

— CAREER HIGHLIGHTS —

- As a rookie in 2023, appeared in eight games (two starts) for the Ravens before a season-ending knee injury in Week 15...Totaled 47 carries for 396 yards (8.4 avg.) and 2 TDs, while adding 9 receptions for 93 yards...His 8.4 yards-per-carry average led the entire league and was the highest single-season average by a RB in NFL history (min. 40 attempts)...Contributed to the NFL's No. 1 rushing offense (156.6 ypg) and No. 4 scoring offense (28.4 ppg)...The ground game eclipsed 100 yards in all 17 contests, while also setting a single-season franchise record with 26 rushing TDs
- Posted a team-high 138 rushing yards, including a game-long 60-yard run, on 9 attempts (15.3 avg.) in his third-career NFL contest in the 37-3 win vs. Sea. (11/5/23)...The rushing attempts marked the first of his career, as he contributed to an attack that posted a season-best 298 ground yards and 3 TDs...His 138 rushing yards are the highest single-game total by an undrafted rookie in Ravens history...Became the NFL's first undrafted player and rookie RB, respectively, since the 1970 merger to register at least 130 rushing yards on fewer than 10 carries...Baltimore's 298 rushing yards marked the fourth-best single-game output in franchise history

— PERSONAL —

- Father (Anthony) played collegiately at Tuskegee and earned a roster spot with the Baltimore Ravens as an undrafted free agent in 2000...Was a reserve during the Ravens' Super Bowl XXXV championship season...Returned a blocked FG 90 yards for a TD in the 24-10 win at Tennessee in the Divisional Playoff (1/7/2001)
- Has received advice from and maintained a relationship with former three-time Pro Bowl running back Chris Johnson, who also played at East Carolina...His "go-to" advice for Mitchell is "Keep your speed. That's your most deadly weapon."
- Mother, Kandice, played football as a LB for the Atlanta Phoenix of the Women's National Football Conference
- Brother, Kobi, played DB & ran track for Tuskegee (2019-21)
- Has played RB since he was 6 years old...Cites his agility, moves and footwork from playing soccer at a young age
- Played rec football with 2023 Texans first-round pick LB Will Anderson
- Wanted to run track at East Carolina, but his football coaches would not allow it
- Loves handy work, and spends his free time fixing basements with father, Anthony

— 2024 SEASON HIGHLIGHTS —

- Appeared in five games, totaling 30 rushing yards on 15 attempts, while adding 1 reception for 28 yards...Also registered 5 KORs for 156 yards (31.2 avg.)
- Recorded 5 KORs for 134 yards (26.8 avg.), the third-highest KOR yardage total in Ravens single-game playoff history, in the Divisional Playoff at Buf. (1/19/25)
- Made his playoff debut in the 28-14 Wild Card win vs. Pit. (1/11/25), appearing on 11 ST snaps
- Registered 10 rushing yards on 4 carries, while adding a career-long 47-yard KOR in the 35-10 win vs. Cle. (1/4)
- Registered 20 rushing yards on 11 attempts, while adding a 28-yard reception, in the 31-2 win at Hou. (12/25)
- Made his season debut in the 35-34 win vs. Cin. (11/7), appearing on 9 total snaps (2 offense, 7 ST)...Tallied 30 yards on his first-career KOR opportunity

KEATON MITCHELL'S NFL REGULAR SEASON RUSHING/RECEIVING STATISTICS

DATE	TEAM	GP	GS	RUSHING					RECEIVING				
				NO.	YDS.	AVG.	LG	TD	NO.	YDS.	AVG.	LG	TD
2023	Ravens	8	2	47	396	8.4	60	2	9	93	10.3	32	0
2024	Ravens	5	0	15	30	2.0	7	0	1	28	28.0	28	0
NFL TOTALS		13	2	62	426	6.9	60	2	10	121	12.1	32	0

34 KEATON MITCHELL

KEATON MITCHELL'S NFL POSTSEASON RUSHING/RECEIVING STATISTICS

RUSHING										RECEIVING				
DATE	TEAM	GP	GS	NO.	YDS.	AVG.	LG	TD		NO.	YDS.	AVG.	LG	TD
2023	Ravens	0	0	0	0	0.0	0	0		0	0	0.0	0	0
2024	Ravens	2	0	0	0	0.0	0	0		0	0	0.0	0	0
NFL TOTALS		2	0	0	0	0.0	0	0		0	0	0.0	0	0

KEATON MITCHELL'S SINGLE-GAME HIGHS: RUSHING/RECEIVING			
Rush Attempts	11 at Houston Texans, Dec 25, 2024	All-Purpose Yards	134 vs. Seattle Seahawks, Nov 05, 2023
Rushing Yards	138 vs. Seattle Seahawks, Nov 05, 2023	Kickoff Returns	3 at Pittsburgh Steelers, Nov 17, 2024
Rushing Average	15.3 vs. Seattle Seahawks, Nov 05, 2023	Kickoff Return Yards	79 at Pittsburgh Steelers, Nov 17, 2024
Longest Runs	60 vs. Seattle Seahawks, Nov 05, 2023	Longest Kickoff Return	47 vs. Cleveland Browns, Jan 04, 2025
Rushing TDs	1 vs. Cleveland Browns, Nov 12, 2023 ...1 more at 1.	Kickoff Return Average	26.3 at Pittsburgh Steelers, Nov 17, 2024
Receptions	2 at Jacksonville Jaguars, Dec 17, 2023 ...1 more at 2.	Most TDs	1 vs. Cleveland Browns, Nov 12, 2023 ...1 more at 1.
Receiving Yards	32 vs. Cleveland Browns, Nov 12, 2023	Scrimmage Yards	134 vs. Seattle Seahawks, Nov 05, 2023
Longest Receptions	32 vs. Cleveland Browns, Nov 12, 2023		
KEATON MITCHELL'S SINGLE-GAME HIGHS - POSTSEASON: RUSHING/RECEIVING			
All-Purpose Yards	134 at Buffalo Bills, Jan 19, 2025	Longest Kickoff Return	32 at Buffalo Bills, Jan 19, 2025
Kickoff Returns	5 at Buffalo Bills, Jan 19, 2025	Kickoff Return Average	26.8 at Buffalo Bills, Jan 19, 2025
Kickoff Return Yards	134 at Buffalo Bills, Jan 19, 2025		

KEATON MITCHELL'S 100-YARD RUSHING GAMES (1): REGULAR SEASON

DATE	TEAM	ATT.	YDS.	AVG.	LG	TD
11/05/23	SEAHAWKS	9	138	15.3	60	1

KEATON MITCHELL'S 2024 GXG REGULAR-SEASON STATISTICS (RAVENS)

RUSHING										RECEIVING				
DATE	OPPONENT	P/S	NO.	YDS.	AVG.	LG	TD	NO.	YDS.	AVG.	LG	TD	W/L	SCORE
09/05	at Chiefs							RESERVED/PUP					L	20-27
09/15	Raiders							RESERVED/PUP					L	23-26
09/22	at Cowboys							RESERVED/PUP					W	28-25
09/29	Bills							RESERVED/PUP					W	35-10
10/06	at Bengals							RESERVED/PUP					W	41-38+
10/13	Commanders							RESERVED/PUP					W	30-23
10/21	at Buccaneers							RESERVED/PUP					W	41-31
10/27	at Browns							RESERVED/PUP					L	24-29
11/03	Broncos							RESERVED/PUP					W	41-10
11/07	Bengals	P	0	0	0.0	0	0	0	0	0.0	0	0	W	35-34
11/17	at Steelers	P	0	0	0.0	0	0	0	0	0.0	0	0	L	16-18
11/25	at Chargers	P	0	0	0.0	0	0	0	0	0.0	0	0	W	30-23
12/01	Eagles							ON INACTIVE LIST					L	19-24
12/15	at Giants							INACTIVE					W	35-14
12/21	Steelers							INACTIVE					W	34-17
12/25	at Texans	P	11	20	1.8	7	0	1	28	28.0	28	0	W	31-2
01/04	Browns	P	4	10	2.5	4	0	0	0	0.0	0	0	W	35-10
2024 TOTALS		5-0	15	30	2.0	7	0	1	28	28.0	28	0	12-5	
+ - Overtime														

KEATON MITCHELL'S 2024 GXG POSTSEASON STATISTICS (RAVENS)

RUSHING										RECEIVING				
DATE	OPPONENT	P/S	NO.	YDS.	AVG.	LG	TD	NO.	YDS.	AVG.	LG	TD	W/L	SCORE
01/11	Steelers	P	0	0	0.0	0	0	0	0	0.0	0	0	W	28-14
01/19	at Bills	P	0	0	0.0	0	0	0	0	0.0	0	0	L	25-27
2024 TOTALS		2-0	0	0	0.0	0	0	0	0	0.0	0	0	1-1	



84

TE

6-5 | 257

ZAIRE MITCHELL-PADEN

COLLEGE: FLORIDA ATLANTIC

AGE: 25 HOMETOWN: ROCKVILLE, MD

EXP. (NFL/RAVENS): 1/1 GP/GS (PLAYOFFS): 0/0



— KEY TRANSACTIONS —

- Signed to the Ravens' practice squad on 10/18/24
- Released by Baltimore on 10/17/24
- Signed to the Baltimore Ravens' practice squad on 9/16/24
- Waived by the Browns on 8/27/24
- Signed a Reserve/Future contract with the Browns on 1/15/24
- Activated from the practice squad (standard elevation) on 10/1/23 (vs. Bal.)
- Signed to the Browns' practice squad on 8/30/23
- Waived by the Browns on 8/29/23

- Signed a Reserve/Future contract with the Browns on 1/9/23
- Signed to the Browns' practice squad on 8/31/22
- Waived by the Browns on 8/30/22
- Signed as undrafted free agent with the Browns on 5/13/22

— PERSONAL —

- Attended Richard Montgomery (Rockville, MD) HS, where he also played basketball and ran track
- Majored in marketing as a graduate student at FAU

— 2024 SEASON HIGHLIGHTS —

- Spent a majority of the season on the Ravens' practice squad

ZAIRE MITCHELL-PADEN'S NFL REGULAR SEASON RUSHING/RECEIVING STATISTICS													
RECEIVING									RUSHING				
DATE	TEAM	GP	GS	NO.	YDS.	AVG.	LG	TD	NO.	YDS.	AVG.	LG	TD
2022	Browns	0	0	0	0	0.0	0	0	0	0	0.0	0	0
2023	Browns	0	0	0	0	0.0	0	0	0	0	0.0	0	0
2024	Ravens	0	0	0	0	0.0	0	0	0	0	0.0	0	0
NFL TOTALS		0	0	0	0	0.0	0	0	0	0	0.0	0	0

ZAIRE MITCHELL-PADEN'S NFL POSTSEASON RUSHING/RECEIVING STATISTICS													
RECEIVING									RUSHING				
DATE	TEAM	GP	GS	NO.	YDS.	AVG.	LG	TD	NO.	YDS.	AVG.	LG	TD
2023	Browns	0	0	0	0	0.0	0	0	0	0	0.0	0	0
2024	Ravens	0	0	0	0	0.0	0	0	0	0	0.0	0	0
NFL TOTALS		0	0	0	0	0.0	0	0	0	0	0.0	0	0

ZAIRE MITCHELL-PADEN'S 2024 GXG REGULAR-SEASON STATISTICS (RAVENS)

RECEIVING													
DATE	OPPONENT	P/S	NO.	YDS.	AVG.	LG	TD	NO.	YDS.	AVG.	LG	TD	W/L
09/05	at Chiefs												L 20-27
09/15	Raiders												L 23-26
09/22	at Cowboys												W 28-25
09/29	Bills												W 35-10
10/06	at Bengals												W 41-38+
10/13	Commanders												W 30-23
10/21	at Buccaneers												W 41-31
10/27	at Browns												L 24-29
11/03	Broncos												W 41-10
11/07	Bengals												W 35-34
11/17	at Steelers												L 16-18
11/25	at Chargers												W 30-23
12/01	Eagles												L 19-24
12/15	at Giants												W 35-14
12/21	Steelers												W 34-17
12/25	at Texans												W 31-2
01/04	Browns												W 35-10
2024 TOTALS		0-0	0	0	0.0	0	0	0	0	0.0	0	0	12-5

+ - Overtime

ZAIRE MITCHELL-PADEN'S 2024 GXG POSTSEASON STATISTICS (RAVENS)

RECEIVING													
DATE	OPPONENT	P/S	NO.	YDS.	AVG.	LG	TD	NO.	YDS.	AVG.	LG	TD	W/L
01/11	Steelers												W 28-14
01/19	at Bills												L 25-27
2024 TOTALS		0-0	0	0	0.0	0	0	0	0	0.0	0	0	1-1



46

LS

6-2 | 260

NICK MOORE

COLLEGE: GEORGIA

AGE: 32 HOMETOWN: SNELLVILLE, GA

EXP. (NFL/RAVENS): 3/3 GP/GS (PLAYOFFS): 52/0 (3/0)



— KEY TRANSACTIONS —

- Placed on the Reserve/Non-Football Injury (NFI) list on 8/30/23
- Placed on the Non-Football Injury (NFI) list on 7/25/23
- Re-signed with Baltimore on 3/16/23
- Signed a Reserve/Future contract with Baltimore on 1/18/21
- Was activated from the practice squad (COVID replacement elevation) on 12/2/20 at Pit.
- Signed to Baltimore’s practice squad on 9/6/20 after being waived at the end of training camp on 9/5/20
- Signed with Baltimore on 3/26/20
- Waived by the Saints on 8/21/19
- Signed with New Orleans as a rookie free agent on 5/10/19

— HONORS —

- Associated Press* second-team All-Pro (2022)

— CAREER HIGHLIGHTS —

- Spent the entire 2023 season on Reserve/NFI (Achilles) with the Ravens
- Appeared in all 17 games in 2022, helping Baltimore’s special teams rank No. 3 in *Football Outsiders’* DVOA rating, en route to a second-team All-Pro selection...Snapped on all of rookie P Jordan Stouts punts and K Justin Tucker’s FGs...Tucker connected on an NFL-best 37 FGs, while scoring a career-high and Ravens single-season record 142 points, a figure that also ranked No. 2 in the NFL
- In 2021, appeared in all 17 games, helping Baltimore’s special teams rank No. 1 in *Football Outsiders’* DVOA rating...Snapped on all of P Sam Koch’s 71 punts and all FGAs of K Justin Tucker, who led the NFL with a 94.6 FG% (35-of-37), including a game-winning and an NFL-record 66-yarder at Det. (9/26/21)...Posted 4 solo ST tackles, marking the most among NFL long snappers

- Snapped on all 5 of K Justin Tucker’s FGAs, including his game-winning and NFL-record 66-yard FG, in the 19-17 win at Det. (9/26/21)...It marked Tucker’s 17th-career game-winner (including playoffs) and the first snapped by Moore

— PERSONAL —

- Was amongst a select group of current and former players to participate in the NFL’s 2024 Broadcasting and Media Workshop, a three-day bootcamp where the league helps players interested in TV, radio, podcasts or other media get a chance to hone their skills
- Spent the abbreviated XFL season with the Tampa Bay Vipers in 2019, seeing action in five games

- In 2011, was selected in the 30th round of the MLB Draft by the Boston Red Sox...Played first and third base in Boston’s minor league system for four years (2011-14)
- Nick and his wife, Ashley, are the parents of a son, Rylan (1)

— 2024 SEASON HIGHLIGHTS —

- Appeared in all 17 games, snapping on all of P Jordan Stout’s 55 punts and K Justin Tucker’s 30 FGAs
- Snapped on K Justin Tucker’s 56-yard game-tying FG to send the game to OT and Tucker’s 24-yard game-winning FG to give Baltimore the 41-38 OT win at Cin. (10/6)

NICK MOORE'S NFL REGULAR SEASON SPECIAL TEAMS STATISTICS								
DATE	TEAM	GP	GS	TK	S	A	FF	FR
2020	Ravens	1	0	0	0	0	0	0
2021	Ravens	17	0	4	4	0	0	0
2022	Ravens	17	0	4	2	2	0	0
2023	Ravens	0	0	0	0	0	0	0
2024	Ravens	17	0	0	0	0	0	0
NFL TOTALS		52	0	8	6	2	0	0

46 NICK MOORE

NICK MOORE'S NFL POSTSEASON SPECIAL TEAMS STATISTICS

DATE	TEAM	GP	GS	TK	S	A	FF	FR
2020	Ravens	0	0	0	0	0	0	0
2022	Ravens	1	0	0	0	0	0	0
2023	Ravens	0	0	0	0	0	0	0
2024	Ravens	2	0	0	0	0	0	0
NFL TOTALS		3	0	0	0	0	0	0

NICK MOORE'S 2024 GXG REGULAR-SEASON STATISTICS (RAVENS)

DATE	OPPONENT		W/L	SCORE
09/05	at Chiefs	P	L	20-27
09/15	Raiders	P	L	23-26
09/22	at Cowboys	P	W	28-25
09/29	Bills	P	W	35-10
10/06	at Bengals	P	W	41-38+
10/13	Commanders	P	W	30-23
10/21	at Buccaneers	P	W	41-31
10/27	at Browns	P	L	24-29
11/03	Broncos	P	W	41-10
11/07	Bengals	P	W	35-34
11/17	at Steelers	P	L	16-18
11/25	at Chargers	P	W	30-23
12/01	Eagles	P	L	19-24
12/15	at Giants	P	W	35-14
12/21	Steelers	P	W	34-17
12/25	at Texans	P	W	31-2
01/04	Browns	P	W	35-10
2024 TOTALS		17	12-5	

+ - Overtime

NICK MOORE'S 2024 GXG POSTSEASON STATISTICS (RAVENS)

DATE	OPPONENT		W/L	SCORE
01/11	Steelers	P	W	28-14
01/19	at Bills	P	L	25-27
2024 TOTALS		2	1-1	

NICK MOORE'S 2024 GXG REGULAR-SEASON STATISTICS (RAVENS)

			TACKLES								INTERCEPTIONS						FUMBLES				ST				MISC			
DATE	OPPONENT	P/S	TK	S	A	SK	YDS	TFL	YDS	QBH	NO	YDS	LG	TD	PD	FF	FR	TD	YDS	TK	S	A	FF	FR	S	A	W/L	SCORE
09/05	at Chiefs	P	0	0	0	0.0	0.0	0	0	0	0	0	0	0	0	0	0	0	0	0	0	0	0	0	0	0	L	20-27
09/15	Raiders	P	0	0	0	0.0	0.0	0	0	0	0	0	0	0	0	0	0	0	0	0	0	0	0	0	0	0	L	23-26
09/22	at Cowboys	P	0	0	0	0.0	0.0	0	0	0	0	0	0	0	0	0	0	0	0	0	0	0	0	0	0	0	W	28-25
09/29	Bills	P	0	0	0	0.0	0.0	0	0	0	0	0	0	0	0	0	0	0	0	0	0	0	0	0	0	0	W	35-10
10/06	at Bengals	P	0	0	0	0.0	0.0	0	0	0	0	0	0	0	0	0	0	0	0	0	0	0	0	0	0	0	W	41-38+
10/13	Commanders	P	0	0	0	0.0	0.0	0	0	0	0	0	0	0	0	0	0	0	0	0	0	0	0	0	0	0	W	30-23
10/21	at Buccaneers	P	0	0	0	0.0	0.0	0	0	0	0	0	0	0	0	0	0	0	0	0	0	0	0	0	0	0	W	41-31
10/27	at Browns	P	0	0	0	0.0	0.0	0	0	0	0	0	0	0	0	0	0	0	0	0	0	0	0	0	0	0	L	24-29
11/03	Broncos	P	0	0	0	0.0	0.0	0	0	0	0	0	0	0	0	0	0	0	0	0	0	0	0	0	0	0	W	41-10
11/07	Bengals	P	0	0	0	0.0	0.0	0	0	0	0	0	0	0	0	0	0	0	0	0	0	0	0	0	0	0	W	35-34
11/17	at Steelers	P	0	0	0	0.0	0.0	0	0	0	0	0	0	0	0	0	0	0	0	0	0	0	0	0	0	0	L	16-18
11/25	at Chargers	P	0	0	0	0.0	0.0	0	0	0	0	0	0	0	0	0	0	0	0	0	0	0	0	0	0	0	W	30-23
12/01	Eagles	P	0	0	0	0.0	0.0	0	0	0	0	0	0	0	0	0	0	0	0	0	0	0	0	0	0	0	L	19-24
12/15	at Giants	P	0	0	0	0.0	0.0	0	0	0	0	0	0	0	0	0	0	0	0	0	0	0	0	0	0	0	W	35-14
12/21	Steelers	P	0	0	0	0.0	0.0	0	0	0	0	0	0	0	0	0	0	0	0	0	0	0	0	0	0	0	W	34-17
12/25	at Texans	P	0	0	0	0.0	0.0	0	0	0	0	0	0	0	0	0	0	0	0	0	0	0	0	0	0	0	W	31-2
01/04	Browns	P	0	0	0	0.0	0.0	0	0	0	0	0	0	0	0	0	0	0	0	0	0	0	0	0	0	0	W	35-10
2024 TOTALS		17-0	0	0	0	0.0	0.0	0	0	0	0	0	0	0	0	0	0	0	0	0	0	0	0	0	0	0	12-5	

+ - Overtime

NICK MOORE'S 2024 GXG POSTSEASON STATISTICS (RAVENS)

			TACKLES					INTERCEPTIONS					FUMBLES				ST				MISC							
DATE	OPPONENT	P/S	TK	S	A	SK	YDS	TFL	YDS	QBH	NO	YDS	LG	TD	PD	FF	FR	TD	YDS	TK	S	A	FF	FR	S	A	W/L	SCORE
01/11	Steelers	P	0	0	0	0.0	0.0	0	0	0	0	0	0	0	0	0	0	0	0	0	0	0	0	0	0	0	W	28-14
01/19	at Bills	P	0	0	0	0.0	0.0	0	0	0	0	0	0	0	0	0	0	0	0	0	0	0	0	0	0	0	L	25-27
2024 TOTALS		2-0	0	0	0	0.0	0.0	0	0	0	0	0	0	0	0	0	0	0	0	0	0	0	0	0	0	0	1-1	



30

CB

6-2 | 194

TRAYVON MULLEN

COLLEGE: CLEMSON

AGE: 27 HOMETOWN: COCONUT CREEK, FL

EXP. (NFL/RAVENS): 5/1

GP/GS (PLAYOFFS): 46/31



— KEY TRANSACTIONS —

- Placed on Injured Reserve on 8/27/24
- Placed on the Reserve/Non-Football Injury (NFI) list on 8/30/23
- Signed a one-year contract with the Ravens on 3/15/23
- Claimed off waivers by Baltimore on 1/23/23
- Waived by the Cowboys on 1/21/23
- Claimed off waivers by Dallas on 12/14/22
- Waived by the Cardinals on 12/13/22
- Acquired by the Cardinals from the Raiders in exchange for a 2023 seventh-round conditional pick on 8/30/22
- Activated from the Physically Unable to Perform (PUP) list on 8/17/22
- Placed on the Physically Unable to Perform (PUP) list on 7/19/22
- Placed on Injured Reserve (toe) on 12/20/21
- Activated from Injured Reserve/Designated for Return on 12/10/21
- Designated to return from Injured Reserve on 12/1/21
- Placed on Injured Reserve (foot) on 10/8/21
- Selected by the Oakland Raiders in the second round (40th overall) of the 2019 NFL Draft

— CAREER HIGHLIGHTS —

- Started in all 16 games for the Raiders in 2020, setting career highs with 61 tackles (54 solo), 2 TFL, 2 INTs and 14 PD...His team-high 14 PD tied (several players) for the NFL's eighth most
- Matched a season high with 8 tackles (all solo), while adding 1 TFL and 1 PD in the OT defeat vs. LAC (12/17/20)...It marked his fifth-consecutive game with at least 1 PD, the longest such streak of his career

- Registered 3 tackles (1 solo) and 2 PD at Atl. (11/29/20), bringing his season total to 11 PD and becoming the first Raider to record double-digit PDs in each of the first two seasons of a career since PD became an official stat in 1999
- Appeared in all 16 games (10 starts) as a rookie in 2019, recording 48 tackles (40 solo), 1 INT and 10 PD for the league's No. 8 rush defense (98.1 ypg)...His team-high 10 PD tied CB Byron Murphy for the third most amongst 2019 rookies and marked the most by a Raiders rookie since PD became an official stat in 1999
- Registered his first-career INT – a fourth-quarter, game-sealing pick – while adding 5 solo tackles (second most on the team) and 2 PD in the 17-10 win vs. Cin. (11/17/19)...Contributed to a defense that permitted a season-low 73 passing yards, which also marked the fewest allowed by the Raiders since 2008 (57 passing yards allowed vs. Car. 11/9/08)

— PERSONAL —

- Is cousins with QB Lamar Jackson, who are teammates for the first time in their football careers...Played against each other in little league, high school and college
- Has one son, Trayvon Mullen III
- Younger brother, Tiawan, plays CB for the Los Angeles Chargers
- After signing his rookie contract in 2019, bought his mother a new car for Mother's Day
- Majored in sports communication at Clemson

— 2024 SEASON HIGHLIGHTS —

- Spent the entire season on Injured Reserve (shoulder)

TRAYVON MULLEN'S NFL REGULAR SEASON DEFENSIVE STATISTICS

		TACKLES										INTERCEPTIONS					FUMBLES				ST					MISC		
DATE	TEAM	GP	GS	TK	S	A	TFL	YDS	SK	YDS	QBH	NO	YDS	LG	TD	PD	FF	FR	TD	YDS	TK	S	A	FF	FR	S	A	
2019	Raiders	16	10	48	40	8	0	0	0.0	0.0	0	1	0	0	0	10	0	0	0	0	2	2	0	0	0	0	0	0
2020	Raiders	16	16	61	54	7	2	2	0.0	0.0	0	2	0	0	0	14	0	0	0	0	3	2	1	0	0	0	0	0
2021	Raiders	5	5	19	16	3	0	0	0.0	0.0	0	1	18	18	0	4	0	0	0	0	1	1	0	0	0	0	0	0
2022	Cardinals	8	0	12	9	3	0	0	0.0	0.0	1	0	0	0	0	1	1	0	0	0	1	1	0	0	0	0	0	0
Went from Arizona to Dallas.																												
2022	Cowboys	1	0	3	3	0	0	0	0.0	0.0	0	0	0	0	0	0	0	0	0	0	0	0	0	0	0	0	0	0
2022	TOTAL	9	0	15	12	3	0	0	0.0	0.0	1	0	0	0	0	1	1	0	0	0	1	1	0	0	0	0	0	0
2023	Ravens	0	0	0	0	0	0	0	0.0	0.0	0	0	0	0	0	0	0	0	0	0	0	0	0	0	0	0	0	0
2024	Ravens	0	0	0	0	0	0	0	0.0	0.0	0	0	0	0	0	0	0	0	0	0	0	0	0	0	0	0	0	0
NFL TOTALS		46	31	143	122	21	2	2	0.0	0.0	1	4	18	18	0	29	1	0	0	0	7	6	1	0	0	0	0	0

30 TRAYVON MULLEN

TRAYVON MULLEN'S NFL POSTSEASON DEFENSIVE STATISTICS																											
DATE	TEAM	GP	GS	TACKLES								INTERCEPTIONS						FUMBLES				ST				MISC	
				TK	S	A	TFL	YDS	SK	YDS	QBH	NO	YDS	LG	TD	PD	FF	FR	TD	YDS	TK	S	A	FF	FR	S	A
2021	Raiders	0	0	0	0	0	0	0	0.0	0.0	0	0	0	0	0	0	0	0	0	0	0	0	0	0	0	0	
2022	Cowboys	0	0	0	0	0	0	0	0.0	0.0	0	0	0	0	0	0	0	0	0	0	0	0	0	0	0	0	
2023	Ravens	0	0	0	0	0	0	0	0.0	0.0	0	0	0	0	0	0	0	0	0	0	0	0	0	0	0	0	
2024	Ravens	0	0	0	0	0	0	0	0.0	0.0	0	0	0	0	0	0	0	0	0	0	0	0	0	0	0	0	
NFL TOTALS		0	0	0	0	0	0	0	0.0	0.0	0	0	0	0	0	0	0	0	0	0	0	0	0	0	0	0	

TRAYVON MULLEN'S SINGLE-GAME HIGHS: DEFENSIVE				
Total Tackles	8 vs. Los Angeles Chargers, Dec 17, 2020 ...1 more at 8.		Interceptions	1 at Pittsburgh Steelers, Sep 19, 2021 ...3 more at 1.
	Solo Tackles		Interception Return Yards	
	8 vs. Los Angeles Chargers, Dec 17, 2020 ...1 more at 8.		18 at Pittsburgh Steelers, Sep 19, 2021	
Passes Defensed	3 at New England Patriots, Sep 27, 2020 ...1 more at 3.		Special Teams Tackles	2 at Carolina Panthers, Sep 13, 2020
	Tackles For Loss			
	1 vs. Los Angeles Chargers, Dec 17, 2020 ...1 more at 1.			

TRAYVON MULLEN'S 2024 GXG REGULAR-SEASON STATISTICS (RAVENS)																											
DATE	OPPONENT	P/S	TACKLES							INTERCEPTIONS						FUMBLES				ST				MISC		W/L	SCORE
			TK	S	A	SK	YDS	TFL	YDS	QBH	NO	YDS	LG	TD	PD	FF	FR	TD	YDS	TK	S	A	FF	FR	S		
09/05	at Chiefs											INJURED RESERVE														L	20-27
09/15	Raiders											INJURED RESERVE														L	23-26
09/22	at Cowboys											INJURED RESERVE														W	28-25
09/29	Bills											INJURED RESERVE														W	35-10
10/06	at Bengals											INJURED RESERVE														W	41-38+
10/13	Commanders											INJURED RESERVE														W	30-23
10/21	at Buccaneers											INJURED RESERVE														W	41-31
10/27	at Browns											INJURED RESERVE														L	24-29
11/03	Broncos											INJURED RESERVE														W	41-10
11/07	Bengals											INJURED RESERVE														W	35-34
11/17	at Steelers											INJURED RESERVE														L	16-18
11/25	at Chargers											INJURED RESERVE														W	30-23
12/01	Eagles											INJURED RESERVE														L	19-24
12/15	at Giants											INJURED RESERVE														W	35-14
12/21	Steelers											INJURED RESERVE														W	34-17
12/25	at Texans											INJURED RESERVE														W	31-2
01/04	Browns											INJURED RESERVE														W	35-10
2024 TOTALS			0	0	0	0.0	0.0	0	0	0	0	0	0	0	0	0	0	0	0	0	0	0	0	0	0	12-5	
+ - Overtime																											

TRAYVON MULLEN'S 2024 GXG POSTSEASON STATISTICS (RAVENS)																											
DATE	OPPONENT	P/S	TACKLES							INTERCEPTIONS					FUMBLES				ST				MISC		W/L	SCORE	
			TK	S	A	SK	YDS	TFL	YDS	QBH	NO	YDS	LG	TD	PD	FF	FR	TD	YDS	TK	S	A	FF	FR			S
01/11	Steelers																									W	28-14
01/19	at Bills																									L	25-27
2024 TOTALS			0	0	0	0.0	0.0	0	0	0	0	0	0	0	0	0	0	0	0	0	0	0	0	0	0	1-1	



94

DL

6-5 | 271

ADEDAYO ODELEYE (IPPP)

COLLEGE: LOUGHBOROUGH (UK)

AGE: 27 HOMETOWN: KENT, UK

EXP. (NFL/RAVENS): 1/1 GP/GS (PLAYOFFS): 0/0



— KEY TRANSACTIONS —

- Signed with the Baltimore Ravens (IPPP) on 8/30/24
- Released by the Texans on 1/29/24
- Signed to the Texans’ practice squad (IPPP) on 8/31/23
- Waived by the Texans on 8/29/23
- Signed a Reserve/Future contract with the Texans on 1/10/23
- Signed to the Texans’ practice squad (IPPP) on 8/31/22
- Waived by the Texans on 8/30/22
- Signed with the Houston Texans through the IPPP on 5/3/22

— PERSONAL —

- Was born in Nigeria and raised in the United Kingdom
- Began playing American football at Loughborough University in the U.K....Was named a team captain in his second year
- Part of the NFL International Player Pathway Program (IPPP), the league’s initiative to strengthen the pipeline of international players and provide elite international athletes the opportunity to compete at the NFL level
- Spent 2021 with the Berlin Thunder of the European League of Football, where he was named to the ELF All-Star team

— 2024 SEASON HIGHLIGHTS —

- Spent the entire season on Baltimore’s practice squad

ADEDAYO ODELEYE (IPPP)'S NFL REGULAR SEASON DEFENSIVE STATISTICS																											
		TACKLES										INTERCEPTIONS					FUMBLES				ST				MISC		
DATE	TEAM	GP	GS	TK	S	A	TFL	YDS	SK	YDS	QBH	NO	YDS	LG	TD	PD	FF	FR	TD	YDS	TK	S	A	FF	FR	S	A
2022	Texans	0	0	0	0	0	0	0	0.0	0.0	0	0	0	0	0	0	0	0	0	0	0	0	0	0	0	0	0
2023	Texans	0	0	0	0	0	0	0	0.0	0.0	0	0	0	0	0	0	0	0	0	0	0	0	0	0	0	0	0
2024	Ravens	0	0	0	0	0	0	0	0.0	0.0	0	0	0	0	0	0	0	0	0	0	0	0	0	0	0	0	0
NFL TOTALS		0	0	0	0	0	0	0	0.0	0.0	0	0	0	0	0	0	0	0	0	0	0	0	0	0	0	0	0

ADEDAYO ODELEYE (IPPP)'S NFL POSTSEASON DEFENSIVE STATISTICS																											
		TACKLES										INTERCEPTIONS					FUMBLES				ST				MISC		
DATE	TEAM	GP	GS	TK	S	A	TFL	YDS	SK	YDS	QBH	NO	YDS	LG	TD	PD	FF	FR	TD	YDS	TK	S	A	FF	FR	S	A
2023	Texans	0	0	0	0	0	0	0	0.0	0.0	0	0	0	0	0	0	0	0	0	0	0	0	0	0	0	0	0
2024	Ravens	0	0	0	0	0	0	0	0.0	0.0	0	0	0	0	0	0	0	0	0	0	0	0	0	0	0	0	0
NFL TOTALS		0	0	0	0	0	0	0	0.0	0.0	0	0	0	0	0	0	0	0	0	0	0	0	0	0	0	0	0

ADEDAYO ODELEYE (IPPP)'S 2024 GXG REGULAR-SEASON STATISTICS (RAVENS)

			TACKLES								INTERCEPTIONS						FUMBLES				ST				MISC			
DATE	OPPONENT	P/S	TK	S	A	SK	YDS	TFL	YDS	QBH	NO	YDS	LG	TD	PD	FF	FR	TD	YDS	TK	S	A	FF	FR	S	A	W/L	SCORE
09/05	at Chiefs																										L	20-27
09/15	Raiders																									L	23-26	
09/22	at Cowboys																									W	28-25	
09/29	Bills																									W	35-10	
10/06	at Bengals																									W	41-38+	
10/13	Commanders																									W	30-23	
10/21	at Buccaneers																									W	41-31	
10/27	at Browns																									L	24-29	
11/03	Broncos																									W	41-10	
11/07	Bengals																									W	35-34	
11/17	at Steelers																									L	16-18	
11/25	at Chargers																									W	30-23	
12/01	Eagles																									L	19-24	
12/15	at Giants																									W	35-14	
12/21	Steelers																									W	34-17	
12/25	at Texans																									W	31-2	
01/04	Browns																									W	35-10	
2024 TOTALS			0	0	0	0.0	0.0	0	0	0	0	0	0	0	0	0	0	0	0	0	0	0	0	0	0	0	12-5	
+ - Overtime																												

ADEDAYO ODELEYE (IPPP)'S 2024 GXG POSTSEASON STATISTICS (RAVENS)

			TACKLES					INTERCEPTIONS					FUMBLES				ST				MISC							
DATE	OPPONENT	P/S	TK	S	A	SK	YDS	TFL	YDS	QBH	NO	YDS	LG	TD	PD	FF	FR	TD	YDS	TK	S	A	FF	FR	S	A	W/L	SCORE
01/11	Steelers													PRACTICE SQUAD											W	28-14		
01/19	at Bills													PRACTICE SQUAD											L	25-27		
2024 TOTALS			0	0	0	0.0	0.0	0	0	0	0	0	0	0	0	0	0	0	0	0	0	0	0	0	0	0	1-1	



90

OLB

6-4 | 252

DAVID OJABO

COLLEGE: MICHIGAN

AGE: 24 HOMETOWN: ABERDEEN, SCOTLAND

EXP. (NFL/RAVENS): 3/3 GP/GS (PLAYOFFS): 18/1 (3/0)



— KEY TRANSACTIONS —

- Designated as Baltimore's International Player on 5/2/24
- Placed on Injured Reserve on 9/30/23
- Activated off the Non-Football Injury (NFI) list to the active roster on 11/1/22
- Designated for return from the Non-Football Injury (NFI) list on 10/12/22
- Placed on Non-Football Injury (NFI) list on 8/31/22
- David Ojabo was selected by the Ravens in the second round (45th overall) of the 2022 NFL Draft...Declared for the draft following his junior season at Michigan

— CAREER HIGHLIGHTS —

- Appeared in three games (one start) for Baltimore in 2023, recording 6 tackles, 1 sack and 1 FF before being placed on season-ending Injured Reserve (knee)...Helped the Ravens' defense become the first unit in NFL history to lead the league in scoring (16.5), sacks (60) and takeaways (31)
- Appeared in two games as a rookie in 2022 after being activated from NFI on 11/1/22...Tallied 1 sack and 1 FF on a strip-sack at Cin. (1/8/23)
- Recorded his first-career quarterback takedown and FF on a third-quarter strip-sack of Joe Burrow (recovered by ILB Patrick Queen) at Cin. (1/8/23)

— PERSONAL —

- Born in Nigeria and moved to Aberdeen, Scotland in 2007 before coming to the U.S. for high school
- Was a high school teammate of Ravens OLB Odafé Oweh at Blair Academy (Blairstown, NJ)...Originally grew up playing soccer and basketball, before transitioning to football his junior year of high school
- Won the 2018 Prep School State title in the 100-meter dash with a personal best time of 10.93 seconds
- Majored in English at Michigan
- **Last name is pronounced: oh-JOBB-oh**

— 2024 SEASON HIGHLIGHTS —

- Saw action in 13 games, setting career highs in total tackles (9), sacks (2) and TFL (2)...Helped Baltimore's defense rank No. 1 against the run (80.1 ypg), No. 2 in sacks (54) and No. 5 (tied) in yards per play allowed (5.2)
- Notched 2 tackles (1 solo), including 1 sack (-1 yard), in the 35-14 win at NYG (12/15), helping the defense limit the Giants to 236 total yards (55 rushing & 181 passing) and 2-of-12 (16.7%) on third down
- Registered a first-quarter sack (-10 yards) on Patrick Mahomes at KC (9/5)...His QB takedown extended Baltimore's league-leading streak of consecutive games with a sack to 39

DAVID OJABO'S NFL REGULAR SEASON DEFENSIVE STATISTICS																													
TACKLES												INTERCEPTIONS					FUMBLES				ST				MISC				
DATE	TEAM	GP	GS	TK	S	A	TFL	YDS	SK	YDS	QBH	NO	YDS	LG	TD	PD	FF	FR	TD	YDS	TK	S	A	FF	FR	S	A		
2022	Ravens	2	0	1	1	0	0	0	1.0	5.0	1	0	0	0	0	0	1	0	0	0	0	0	0	0	0	0	0	0	
2023	Ravens	3	1	6	5	1	0	0	1.0	5.0	1	0	0	0	0	0	1	0	0	0	0	0	0	0	0	0	0	0	
2024	Ravens	13	0	9	5	4	2	11	2.0	11.0	6	0	0	0	0	0	0	0	0	0	0	0	0	0	0	0	0	0	
NFL TOTALS		18	1	16	11	5	2	11	4.0	21.0	8	0	0	0	0	0	2	0	0	0	0	0	0	0	0	0	0	0	

DAVID OJABO'S NFL POSTSEASON DEFENSIVE STATISTICS																													
TACKLES												INTERCEPTIONS					FUMBLES				ST				MISC				
DATE	TEAM	GP	GS	TK	S	A	TFL	YDS	SK	YDS	QBH	NO	YDS	LG	TD	PD	FF	FR	TD	YDS	TK	S	A	FF	FR	S	A		
2022	Ravens	1	0	0	0	0	0	0	0.0	0.0	0	0	0	0	0	0	0	0	0	0	0	0	0	0	0	0	0	0	
2023	Ravens	0	0	0	0	0	0	0	0.0	0.0	0	0	0	0	0	0	0	0	0	0	0	0	0	0	0	0	0	0	
2024	Ravens	2	0	1	1	0	0	0	0.0	0.0	0	0	0	0	0	0	0	0	0	0	0	0	0	0	0	0	0	0	
NFL TOTALS		3	0	1	1	0	0	0	0.0	0.0	0	0	0	0	0	0	0	0	0	0	0	0	0	0	0	0	0	0	

DAVID OJABO'S SINGLE-GAME HIGHS: DEFENSIVE

Total Tackles	3 vs. Houston Texans, Sep 10, 2023	Sacks	1.0 vs. Houston Texans, Sep 10, 2023
Solo Tackles	3 vs. Houston Texans, Sep 10, 2023	Forced Fumbles	1 vs. Houston Texans, Sep 10, 2023
			...1 more at 1.0.
			...1 more at 1.

90 DAVID OJABO

DAVID OJABO'S 2024 GXG REGULAR-SEASON STATISTICS (RAVENS)

TACKLES										INTERCEPTIONS					FUMBLES				ST				MISC						
DATE	OPPONENT	P/S	TK	S	A	SK	YDS	TFL	YDS	QBH	NO	YDS	LG	TD	PD	FF	FR	TD	YDS	TK	S	A	FF	FR	S	A	W/L	SCORE	
09/05	at Chiefs	P	1	1	0	1.0	10.0	1	10	1	0	0	0	0	0	0	0	0	0	0	0	0	0	0	0	0	L	20-27	
09/15	Raiders	P	0	0	0	0.0	0.0	0	0	1	0	0	0	0	0	0	0	0	0	0	0	0	0	0	0	0	L	23-26	
09/22	at Cowboys	P	1	0	1	0.0	0.0	0	0	0	0	0	0	0	0	0	0	0	0	0	0	0	0	0	0	0	W	28-25	
09/29	Bills	P	2	1	1	0.0	0.0	0	0	1	0	0	0	0	0	0	0	0	0	0	0	0	0	0	0	0	W	35-10	
10/06	at Bengals	P	1	1	0	0.0	0.0	0	0	0	0	0	0	0	0	0	0	0	0	0	0	0	0	0	0	0	W	41-38+	
10/13	Commanders	P	0	0	0	0.0	0.0	0	0	0	0	0	0	0	0	0	0	0	0	0	0	0	0	0	0	0	W	30-23	
10/21	at Buccaneers	P	0	0	0	0.0	0.0	0	0	0	0	0	0	0	0	0	0	0	0	0	0	0	0	0	0	0	W	41-31	
10/27	at Browns		ON INACTIVE LIST																									L	24-29
11/03	Broncos		ON INACTIVE LIST																									W	41-10
11/07	Bengals	P	0	0	0	0.0	0.0	0	0	1	0	0	0	0	0	0	0	0	0	0	0	0	0	0	0	0	W	35-34	
11/17	at Steelers		ON INACTIVE LIST																									L	16-18
11/25	at Chargers		ON INACTIVE LIST																									W	30-23
12/01	Eagles	P	0	0	0	0.0	0.0	0	0	0	0	0	0	0	0	0	0	0	0	0	0	0	0	0	0	0	L	19-24	
12/15	at Giants	P	2	1	1	1.0	1.0	1	1	1	0	0	0	0	0	0	0	0	0	0	0	0	0	0	0	0	W	35-14	
12/21	Steelers	P	1	1	0	0.0	0.0	0	0	1	0	0	0	0	0	0	0	0	0	0	0	0	0	0	0	0	W	34-17	
12/25	at Texans	P	0	0	0	0.0	0.0	0	0	0	0	0	0	0	0	0	0	0	0	0	0	0	0	0	0	0	W	31-2	
01/04	Browns	P	1	0	1	0.0	0.0	0	0	0	0	0	0	0	0	0	0	0	0	0	0	0	0	0	0	0	W	35-10	
2024 TOTALS		13-0	9	5	4	2.0	11.0	2	11	6	0	0	0	0	0	0	0	0	0	0	0	0	0	0	0	0	12-5		
+ - Overtime																													

+ - Overtime

DAVID OJABO'S 2024 GXG POSTSEASON STATISTICS (RAVENS)

			TACKLES							INTERCEPTIONS						FUMBLES				ST				MISC					
DATE	OPPONENT	P/S	TK	S	A	SK	YDS	TFL	YDS	QBH	NO	YDS	LG	TD	PD	FF	FR	TD	YDS	TK	S	A	FF	FR	S	A	W/L	SCORE	
01/11	Steelers	P	1	1	0	0.0	0.0	0	0	0	0	0	0	0	0	0	0	0	0	0	0	0	0	0	0	0	W	28-14	
01/19	at Bills	P	0	0	0	0.0	0.0	0	0	0	0	0	0	0	0	0	0	0	0	0	0	0	0	0	0	0	L	25-27	
2024 TOTALS		2-0	1	1	0	0.0	0.0	0	0	0	0	0	0	0	0	0	0	0	0	0	0	0	0	0	0	0	1-1		

**99****OLB****6-5 | 255****ODAFE OWEH****COLLEGE: PENN STATE****AGE: 26 HOMETOWN: HOWELL, NJ****EXP. (NFL/RAVENS): 4/4 GP/GS (PLAYOFFS): 62/23 (5/0)**

— KEY TRANSACTIONS —

- Fifth-year option exercised by Baltimore on 4/30/24
- Odafe Oweh was selected by the Ravens in the first round (31st overall) of the 2021 NFL Draft...Was the second of two Ravens' picks (WR Rashod Bateman, 27th) in the round...Declared for the draft following his redshirt sophomore season at Penn State

— NFL HONORS —

- PFWA All-Rookie Team (2021)
- AFC Defensive Player of the Week (Week 2, 2021)

— CAREER HIGHLIGHTS —

- Played in all 17 games (10 starts) for Baltimore in 2024, recording 39 tackles (25 solo), a career-high 10 sacks, 9 TFL and 1 FF...He and OLB Kyle Van Noy (12.5) became the first pair of Ravens teammates since Elvis Dumervil and Terrell Suggs (2014) to each register double-digit sacks in the same season...Helped Baltimore's defense rank No. 1 against the run (80.1 ypg), No. 2 in sacks (54) and No. 5 (tied) in yards per play allowed (5.2)
- Played in 13 games (five starts) with Baltimore in 2023, registering 23 tackles, 5 sacks (tying a career high), 4 TFL, 12 QBHs and 2 FFs...Helped the Ravens' defense become the first unit in NFL history to lead the league in scoring (16.5), sacks (60) and takeaways (31)
- Played in 15 games (two starts) in his rookie campaign (2021), posting 33 tackles, 5 TFL, 5 sacks (second most on the team) and 15 QBHs (tied, Tyus Bowser, for second on the team)...Also recorded a team-high 3 FFs and 2 FRs, helping Baltimore produce the NFL's No. 1 rush defense (84.5 ypg)...Joined Terrell Suggs (2003) as the only Ravens in team history to produce at least 5 sacks, multiple FFs and multiple FRs in their rookie campaign
- Tallied 3 solo tackles, 1 TFL, 1 QBH and the first FF and FR of his career, en route to earning AFC Defensive Player of the Week honors, in the 36-35 win vs. KC (9/19/21)...Knocked the ball loose from RB Clyde Edwards-Helaire and recovered the fumble with 1:26 left to play and the Ravens protecting a one-point lead...His QBH earlier in the game forced an errant pass and led to a CB Tavon Young INT...Became the fourth Baltimore rookie to win Defensive Player of the Week, joining LB Patrick Queen (Week 5, 2020), S Chad Williams (Week 13, 2002) and LB Ray Lewis (Week 1, 1996)

— PERSONAL —

- Ran a 4.36-second 40-yard dash at Penn State's Pro Day

- Comes from a family of Nigerian descent and hopes to one day travel to the country to help with various construction projects...Oweh grew up in New Jersey, but both of his parents are from Nigeria...Father, Henry, was born in Nigeria, while his mother, Tania, moved there when she was 7...Odafe is a name with roots in the Urhobo tribe, Henry's ethnic group, which primarily resides in Southwest Nigeria...The name means "a wealthy individual"
- Was a skilled high school basketball player and didn't start playing organized football until his junior year of high school
- Enjoys drawing as a hobby
- **Name is pronounced: uh-DAH-fay, OH-way**

— 2024 SEASON HIGHLIGHTS —

- Played in all 17 games (10 starts), recording 39 tackles (25 solo), a career-high 10 sacks, 9 TFL and 1 FF...Helped Baltimore's defense rank No. 1 against the run (80.1 ypg), No. 2 in sacks (54) and No. 5 (tied) in yards per play allowed (5.2)
- Recorded 2 solo tackles, including a fourth-quarter sack (-7 yards), in the 28-14 Wild Card win vs. Pit. (1/11/25), helping limit the Steelers to just 29 rushing yards – the third fewest ever allowed by the Ravens in a postseason game
- Recorded 5 tackles (4 solo), including 1 sack (-5 yards), in the 35-10 win vs. Cle. (1/4), helping limit the Browns to just 56 yards rushing and 4-of-12 (33%) on third down...He (10) and OLB Kyle Van Noy (12.5) became the first pair of Ravens teammates since Elvis Dumervil and Terrell Suggs (2014) to each register double-digit sacks in the same season
- Recorded a second-quarter sack (-13 yards) in the 31-2 win at Hou. (12/25)...Baltimore's defense shut out the Texans, limiting them to just 211 total yards (58 rushing & 153 passing) and 4-of-15 (26.7%) on third down
- Notched a fourth-quarter sack (-3 yards) in the 30-23 win at LAC (11/25), helping the defense limit the Chargers to 5-of-14 (35.7%) on third down
- Logged 5 tackles (3 solo), including a career-high tying 2.5 sacks (-14 yards), at Pit. (11/17), helping the defense limit the Steelers to 4-of-16 (25%) on third down and 0-of-4 (0%) in red zone TD efficiency
- Registered 4 tackles (2 solo), including a third-quarter sack (-2 yards), in the 41-31 win at TB (10/21)...Baltimore's defense limited the Buccaneers to a 1-of-3 (33.3%) red zone TD efficiency
- Collected a first-quarter sack in the 35-10 win vs. Buf. (9/29)...Baltimore's defense held Buffalo to a season-low 236 total yards (81 rushing & 155 passing) and 3-of-13 (23.1%) on third down

99 ODAFE OWEH

- Tallied 5 tackles (4 solo), a career-high 2.5 sacks (-21 yards) and 1 FF vs. LV (9/15)...Both he and OLB Kyle Van Noy (2 sacks) became the 16th pair of Ravens to post at least 2 QB takedowns in the same contest
- Notched 4 tackles (3 solo) and 1 QBH at KC (9/5)...Baltimore's defense limited the Chiefs to just 72 yards rushing and 1-of-3 (33%) in the red zone

ODAFE OWEH'S NFL REGULAR SEASON DEFENSIVE STATISTICS

				TACKLES								INTERCEPTIONS						FUMBLES				ST				MISC	
DATE	TEAM	GP	GS	TK	S	A	TFL	YDS	SK	YDS	QBH	NO	YDS	LG	TD	PD	FF	FR	TD	YDS	TK	S	A	FF	FR	S	A
2021	Ravens	15	2	33	23	10	5	19	5.0	25.0	15	0	0	0	0	1	3	2	0	0	0	0	0	0	0	0	0
2022	Ravens	17	6	43	30	13	7	29	3.0	23.5	11	0	0	0	0	0	1	1	0	0	0	0	0	0	0	0	0
2023	Ravens	13	5	23	20	3	4	19	5.0	32.0	12	0	0	0	0	0	2	0	0	0	0	0	0	0	0	0	0
2024	Ravens	17	10	39	25	14	9	69	10.0	74.0	23	0	0	0	0	0	1	0	0	0	0	0	0	0	0	0	0
NFL TOTALS		62	23	138	98	40	25	136	23.0	154.5	61	0	0	0	0	1	7	3	0	0	0	0	0	0	0	0	0

ODAFE OWEH'S NFL POSTSEASON DEFENSIVE STATISTICS

				TACKLES								INTERCEPTIONS						FUMBLES				ST					MISC	
DATE	TEAM	GP	GS	TK	S	A	TFL	YDS	SK	YDS	QBH	NO	YDS	LG	TD	PD	FF	FR	TD	YDS	TK	S	A	FF	FR	S	A	
2022	Ravens	1	0	2	2	0	1	6	1.0	6.0	1	0	0	0	0	0	0	0	0	0	0	0	0	0	0	0	0	
2023	Ravens	2	0	2	0	2	0	0	0.0	0.0	1	0	0	0	0	0	0	0	0	0	0	0	0	0	0	0	0	
2024	Ravens	2	0	3	3	0	1	7	1.0	7.0	3	0	0	0	0	0	0	0	0	0	0	0	0	0	0	0	0	
NFL TOTALS		5	0	7	5	2	2	13	2.0	13.0	5	0	0	0	0	0	0	0	0	0	0	0	0	0	0	0	0	

ODAFE OWEH'S SINGLE-GAME HIGHS: DEFENSIVE

Total Tackles	7 vs. Buffalo Bills, Oct 02, 2022	Forced Fumbles	1 vs. Las Vegas Raiders, Sep 15, 2024
Solo Tackles	6 vs. Buffalo Bills, Oct 02, 2022		...6 more at 1.
Sacks	2.5 at Pittsburgh Steelers, Nov 17, 2024	Fumble Recoveries	1 vs. Cleveland Browns, Oct 23, 2022
	...1 more at 2.5.		...2 more at 1.
Passes Defensed	1 at Pittsburgh Steelers, Dec 05, 2021	Tackles For Loss	2 at Pittsburgh Steelers, Nov 17, 2024
			...2 more at 2.

ODAFE OWEH'S SINGLE-GAME HIGHS - POSTSEASON: DEFENSIVE

Total Tackles	2 vs. Pittsburgh Steelers, Jan 11, 2025	Sacks	1.0 vs. Pittsburgh Steelers, Jan 11, 2025
	...1 more at 2.		...1 more at 1.0.
Solo Tackles	2 vs. Pittsburgh Steelers, Jan 11, 2025	Tackles For Loss	1 vs. Pittsburgh Steelers, Jan 11, 2025
	...1 more at 2.		...1 more at 1.

ODAFE OWEH'S 2024 GXG REGULAR-SEASON STATISTICS (RAVENS)

			TACKLES								INTERCEPTIONS						FUMBLES				ST					MISC			
DATE	OPPONENT	P/S	TK	S	A	SK	YDS	TFL	YDS	QBH	NO	YDS	LG	TD	PD	FF	FR	TD	YDS	TK	S	A	FF	FR	S	A	W/L	SCORE	
09/05	at Chiefs	S	4	3	1	0.0	0.0	0	0	1	0	0	0	0	0	0	0	0	0	0	0	0	0	0	0	0	L	20-27	
09/15	Raiders	S	5	4	1	2.5	21.0	2	16	3	0	0	0	0	0	1	0	0	0	0	0	0	0	0	0	0	L	23-26	
09/22	at Cowboys	S	0	0	0	0.0	0.0	0	0	1	0	0	0	0	0	0	0	0	0	0	0	0	0	0	0	0	W	28-25	
09/29	Bills	S	2	1	1	1.0	16.0	1	16	2	0	0	0	0	0	0	0	0	0	0	0	0	0	0	0	0	W	35-10	
10/06	at Bengals	S	2	2	0	0.0	0.0	0	0	0	0	0	0	0	0	0	0	0	0	0	0	0	0	0	0	0	W	41-38+	
10/13	Commanders	S	1	0	1	0.0	0.0	0	0	1	0	0	0	0	0	0	0	0	0	0	0	0	0	0	0	0	W	30-23	
10/21	at Buccaneers	S	4	2	2	1.0	2.0	1	2	1	0	0	0	0	0	0	0	0	0	0	0	0	0	0	0	0	W	41-31	
10/27	at Browns	S	2	1	1	0.0	0.0	0	0	1	0	0	0	0	0	0	0	0	0	0	0	0	0	0	0	0	L	24-29	
11/03	Broncos	S	3	2	1	0.0	0.0	0	0	0	0	0	0	0	0	0	0	0	0	0	0	0	0	0	0	0	W	41-10	
11/07	Bengals	S	2	1	1	0.0	0.0	0	0	4	0	0	0	0	0	0	0	0	0	0	0	0	0	0	0	0	W	35-34	
11/17	at Steelers	P	5	3	2	2.5	14.0	2	14	4	0	0	0	0	0	0	0	0	0	0	0	0	0	0	0	0	L	16-18	
11/25	at Chargers	P	1	1	0	1.0	3.0	1	3	1	0	0	0	0	0	0	0	0	0	0	0	0	0	0	0	0	W	30-23	
12/01	Eagles	P	1	0	1	0.0	0.0	0	0	0	0	0	0	0	0	0	0	0	0	0	0	0	0	0	0	0	L	19-24	
12/15	at Giants	P	1	0	1	0.0	0.0	0	0	1	0	0	0	0	0	0	0	0	0	0	0	0	0	0	0	0	W	35-14	
12/21	Steelers	P	0	0	0	0.0	0.0	0	0	0	0	0	0	0	0	0	0	0	0	0	0	0	0	0	0	0	W	34-17	
12/25	at Texans	P	1	1	0	1.0	13.0	1	13	2	0	0	0	0	0	0	0	0	0	0	0	0	0	0	0	0	W	31-2	
01/04	Browns	P	5	4	1	1.0	5.0	1	5	1	0	0	0	0	0	0	0	0	0	0	0	0	0	0	0	0	W	35-10	
2024 TOTALS		17-10	39	25	14	10.0	74.0	9	69	23	0	0	0	0	0	1	0	0	0	0	0	0	0	0	0	0	12-5		
+ - Overtime																													

+ - Overtime

ODAFE OWEH'S 2024 GXG POSTSEASON STATISTICS (RAVENS)

			TACKLES								INTERCEPTIONS						FUMBLES				ST					MISC				
DATE	OPPONENT	P/S	TK	S	A	SK	YDS	TFL	YDS	QBH	NO	YDS	LG	TD	PD	FF	FR	TD	YDS	TK	S	A	FF	FR	S	A	W/L	SCORE		
01/11	Steelers	P	2	2	0	1.0	7.0	1	7	3	0	0	0	0	0	0	0	0	0	0	0	0	0	0	0	0	W	28-14		
01/19	at Bills	P	1	1	0	0.0	0.0	0	0	0	0	0	0	0	0	0	0	0	0	0	0	0	0	0	0	0	L	25-27		
2024 TOTALS		2-0	3	3	0	1.0	7.0	1	7	3	0	0	0	0	0	0	0	0	0	0	0	0	0	0	0	0	1-1			

**58****DL****6-0 | 355****MICHAEL PIERCE****COLLEGE: SAMFORD****AGE: 32 HOMETOWN: DAPHNE, AL****EXP. (NFL/RAVENS): 8/7 GP/GS (PLAYOFFS): 99/59 (6/3)**

— KEY TRANSACTIONS —

- Activated from Injured Reserve on 12/14/24
- Designated to return from Injured Reserve on 11/27/24
- Placed on Injured Reserve on 10/30/24
- Signed a two-year contract extension (through 2025) with the Ravens on 1/5/24
- Placed on Injured Reserve (biceps) on 9/29/22
- Re-signed with Baltimore on 3/23/22
- Released by Minnesota on 3/15/22
- Activated from Injured Reserve/Designated to Return on 12/4/21
- Designated to Return from Injured Reserve on 12/1/21
- Placed on Injured Reserve (elbow) on 11/13/21
- Placed on Reserve/Opt-Out (due to COVID-19 concerns) on 7/28/20
- Signed a three-year deal with the Vikings as an unrestricted free agent (Bal.) on 3/18/20
- Re-signed with Baltimore on 5/1/19
- Signed with the Ravens as a rookie free agent on 5/6/16

— CAREER HIGHLIGHTS —

- Played in 11 games (one start) for Baltimore in 2024, recording 19 tackles (6 solo), 2 sacks, 1 TFL, 2 PD and his first-career INT, helping the defense rank No. 1 against the run (80.1 ypg), No. 2 in sacks (54) and No. 5 (tied) in yards per play allowed (5.2)
- Started all 17 regular season and two postseason games with Baltimore in 2023...Recorded 42 tackles, 2 TFL, 1 sack, 3 QBHs, 2 FRs, 1 FF and a career-high 2 PD...Helped the Ravens' defense become the first unit in NFL history to lead the league in scoring (16.5), sacks (60) and takeaways (31)
- Totaled 20 tackles (12 solo), 3 sacks, 3 TFL and 1 FF for the Vikings in 2021, who ranked fourth best on third down (36.4%) and second in sacks (51)
- In his first stint in Baltimore (2016-19), totaled 151 tackles (90 solo), 3.5 sacks, 4 FRs and 2 PD in 60 games (30 starts) of action for a Ravens defense that ranked No. 1 overall (310.2 ypg), No. 5 against the pass (215.9 ypg) and No. 2 against the run (94.2 ypg) during that span...Baltimore's defense also permitted the NFL's second-fewest points per game (18.6)
- In 2019, totaled 35 tackles, a half-sack and 1 FR, helping Baltimore's defense rank No. 3 in points (17.6) and No. 4 in yards (300.6) allowed per game...Was also a key cog in the Ravens' No. 5 rushing defense (93.4 ypg)

- In 2018, posted 32 tackles and a PD for the league's No. 1 overall (292.9 ypg) and No. 2 scoring (17.9 ppg) defense...The Ravens allowed the NFL's fourth-fewest rushing yards per game (82.9)
- Recorded 49 tackles, 1 sack and 2 FRs in his second season (2017), starting 13 games for a unit that led the league in takeaways (34) and INTs (22) and finished ranked 12th overall (325.1 ypg)
- Appeared in all 16 games as a rookie in 2016, helping anchor the league's fifth-ranked defense (89.4 ypg)
- Was the only undrafted rookie free agent to make the Ravens' roster in Week 1 of the 2016 season
- In 2016, finished second among rookie NFL DTs (DeForest Buckner, SF, 43) with 35 tackles (19 solo)

— PERSONAL —

- Squatted 725 pounds while in college
- Loves to listen to jazz music, naming Bonnie James as one of his favorite artists
- Favorite player growing up was DT Gilbert Brown...Also modeled his game after DTs Vince Wilfork and B.J. Raji
- Traveled with 30 NFL players to Israel during the 2018 offseason, playing football with children who have disabilities during the visit
- Enjoys fishing and spending time at the beach

— 2024 SEASON HIGHLIGHTS —

- Played in 11 games (one start), recording 19 tackles (6 solo), 2 sacks, 1 TFL, 2 PD and his first-career INT, helping the defense rank No. 1 against the run (80.1 ypg), No. 2 in sacks (54) and No. 5 (tied) in yards per play allowed (5.2)
- Notched a first-quarter sack (-4 yards) in the 28-14 Wild Card win vs. Pit. (1/11/25), helping limit the Steelers to just 29 rushing yards – the third fewest ever allowed by the Ravens in a postseason game
- Recorded his first-career INT (6-yard return) in the 35-10 win vs. Cle. (1/4), also helping limit the Browns to just 56 yards rushing and 4-of-12 (33%) on third down
- Posted a first-quarter sack (-10 yards) in the 34-17 win vs. Pit. (12/21), helping the defense limit the Steelers to 4-of-10 (40%) on third down
- Recorded 4 tackles (1 solo) and a half-sack (DT Nnamdi Madubuike) in the 30-23 victory vs. Was. (10/13), helping limit the Commanders to just 52 rushing yards

58 MICHAEL PIERCE

MICHAEL PIERCE'S NFL REGULAR SEASON DEFENSIVE STATISTICS

		TACKLES										INTERCEPTIONS					FUMBLES				ST				MISC		
DATE	TEAM	GP	GS	TK	S	A	TFL	YDS	SK	YDS	QBH	NO	YDS	LG	TD	PD	FF	FR	TD	YDS	TK	S	A	FF	FR	S	A
2016	Ravens	16	1	35	19	16	5	15	2.0	9.0	5	0	0	0	0	1	0	0	0	0	0	0	0	0	0	0	0
2017	Ravens	16	13	49	32	17	2	8	1.0	5.0	3	0	0	0	0	0	0	2	0	0	0	0	0	0	0	0	0
2018	Ravens	14	2	32	20	12	4	7	0.0	0.0	2	0	0	0	0	1	0	1	0	0	0	0	0	0	0	0	0
2019	Ravens	14	14	35	19	16	2	5	0.5	3.5	3	0	0	0	0	0	0	1	0	2	0	0	0	0	0	0	0
2020	Vikings	0	0	0	0	0	0	0	0.0	0.0	0	0	0	0	0	0	0	0	0	0	0	0	0	0	0	0	0
2021	Vikings	8	8	20	12	8	3	15	3.0	20.0	4	0	0	0	0	0	1	0	0	0	0	0	0	0	0	0	0
2022	Ravens	3	3	6	4	2	0	0	0.0	0.0	1	0	0	0	0	0	1	0	0	0	0	0	0	0	0	0	0
2023	Ravens	17	17	42	24	18	2	2	1.0	22.0	3	0	0	0	0	2	1	2	0	0	0	0	0	0	0	0	0
2024	Ravens	11	1	19	6	13	1	10	2.0	16.0	4	1	6	6	0	2	0	0	0	0	0	0	0	0	0	0	0
NFL TOTALS		99	59	238	136	102	19	62	9.5	75.5	25	1	6	6	0	6	3	6	0	2	0	0	0	0	0	0	0

MICHAEL PIERCE'S NFL POSTSEASON DEFENSIVE STATISTICS

		TACKLES										INTERCEPTIONS					FUMBLES				ST					MISC	
DATE	TEAM	GP	GS	TK	S	A	TFL	YDS	SK	YDS	QBH	NO	YDS	LG	TD	PD	FF	FR	TD	YDS	TK	S	A	FF	FR	S	A
2018	Ravens	1	0	2	1	1	0	0	0.0	0.0	0	0	0	0	0	0	0	0	0	0	0	0	0	0	0	0	0
2019	Ravens	1	1	5	2	3	0	0	0.0	0.0	0	0	0	0	0	0	0	0	0	0	0	0	0	0	0	0	0
2022	Ravens	0	0	0	0	0	0	0	0.0	0.0	0	0	0	0	0	0	0	0	0	0	0	0	0	0	0	0	0
2023	Ravens	2	2	3	1	2	1	1	0.5	1.0	1	0	0	0	0	0	0	0	0	0	0	0	0	0	0	0	0
2024	Ravens	2	0	6	1	5	1	4	1.0	4.0	1	0	0	0	0	0	0	0	0	0	0	0	0	0	0	0	0
NFL TOTALS		6	3	16	5	11	2	5	1.5	5.0	2	0	0	0	0	0	0	0	0	0	0	0	0	0	0	0	0

MICHAEL PIERCE'S SINGLE-GAME HIGHS: DEFENSIVE

Total Tackles	7 at Cincinnati Bengals, Sep 12, 2021 ...2 more at 7.	Fumble Recoveries	1 at Los Angeles Chargers, Nov 26, 2023 ...5 more at 1.
Solo Tackles	6 vs. Chicago Bears, Oct 15, 2017	Tackles For Loss	2 at Cincinnati Bengals, Sep 12, 2021 ...1 more at 2.
Sacks	2.0 at Cincinnati Bengals, Sep 12, 2021	Interception Return Yards	6 vs. Cleveland Browns, Jan 04, 2025
Passes Defensed	1 at Dallas Cowboys, Sep 22, 2024 ...4 more at 1.	Longest Opp Fumble Return	2 vs. Pittsburgh Steelers, Dec 29, 2019
Forced Fumbles	1 at Arizona Cardinals, Oct 29, 2023 ...2 more at 1.		

MICHAEL PIERCE'S SINGLE-GAME HIGHS - POSTSEASON: DEFENSIVE

Total Tackles	5 at Buffalo Bills, Jan 19, 2025 ...1 more at 5.	Tackles For Loss	1 vs. Pittsburgh Steelers, Jan 11, 2025 ...1 more at 1.
Solo Tackles	2 vs. Tennessee Titans, Jan 11, 2020		

MICHAEL PIERCE'S 2024 GXG REGULAR-SEASON STATISTICS (RAVENS)

			TACKLES							INTERCEPTIONS					FUMBLES				ST				MISC																		
DATE	OPPONENT	P/S	TK	S	A	SK	YDS	TFL	YDS	QBH	NO	YDS	LG	TD	PD	FF	FR	TD	YDS	TK	S	A	FF	FR	S	A	W/L	SCORE													
09/05	at Chiefs	P	4	2	2	0.0	0.0	0	0	0	0	0	0	0	0	0	0	0	0	0	0	0	0	0	0	0	L	20-27													
09/15	Raiders	P	1	0	1	0.5	5.0	0	0	1	0	0	0	0	0	0	0	0	0	0	0	0	0	0	0	0	L	23-26													
09/22	at Cowboys	P	2	1	1	0.0	0.0	0	0	1	0	0	0	0	1	0	0	0	0	0	0	0	0	0	0	0	W	28-25													
09/29	Bills		ON INACTIVE LIST																																					W	35-10
10/06	at Bengals	P	2	1	1	0.0	0.0	0	0	0	0	0	0	0	0	0	0	0	0	0	0	0	0	0	0	0	W	41-38+													
10/13	Commanders	P	4	1	3	0.5	1.0	0	0	1	0	0	0	0	0	0	0	0	0	0	0	0	0	0	0	0	W	30-23													
10/21	at Buccaneers	P	2	0	2	0.0	0.0	0	0	0	0	0	0	0	0	0	0	0	0	0	0	0	0	0	0	0	W	41-31													
10/27	at Browns	S	0	0	0	0.0	0.0	0	0	0	0	0	0	0	0	0	0	0	0	0	0	0	0	0	0	0	L	24-29													
11/03	Broncos		INJURED RESERVE																																					W	41-10
11/07	Bengals		INJURED RESERVE																																					W	35-34
11/17	at Steelers		INJURED RESERVE																																				L	16-18	
11/25	at Chargers		INJURED RESERVE																																				W	30-23	
12/01	Eagles		INJURED RESERVE - DESIGNATED FOR RETURN																																			L	19-24		
12/15	at Giants	P	1	0	1	0.0	0.0	0	0	0	0	0	0	0	0	0	0	0	0	0	0	0	0	0	0	0	W	35-14													
12/21	Steelers	P	1	1	0	1.0	10.0	1	10	1	0	0	0	0	0	0	0	0	0	0	0	0	0	0	0	0	W	34-17													
12/25	at Texans	P	2	0	2	0.0	0.0	0	0	0	0	0	0	0	0	0	0	0	0	0	0	0	0	0	0	0	W	31-2													
01/04	Browns	P	0	0	0	0.0	0.0	0	0	0	1	6	6	0	1	0	0	0	0	0	0	0	0	0	0	0	W	35-10													
2024 TOTALS		11-1	19	6	13	2.0	16.0	1	10	4	1	6	6	0	2	0	0	0	0	0	0	0	0	0	0	0	12-5														
+ - Overtime																																									

MICHAEL PIERCE'S 2024 GXG POSTSEASON STATISTICS (RAVENS)

			TACKLES							INTERCEPTIONS						FUMBLES				ST				MISC				
DATE	OPPONENT	P/S	TK	S	A	SK	YDS	TFL	YDS	QBH	NO	YDS	LG	TD	PD	FF	FR	TD	YDS	TK	S	A	FF	FR	S	A	W/L	SCORE
01/11	Steelers	P	1	1	0	1.0	4.0	1	4	1	0	0	0	0	0	0	0	0	0	0	0	0	0	0	0	0	W	28-14
01/19	at Bills	P	5	0	5	0.0	0.0	0	0	0	0	0	0	0	0	0	0	0	0	0	0	0	0	0	0	0	L	25-27
2024 TOTALS		2-0	6	1	5	1.0	4.0	1	4	1	0	0	0	0	0	0	0	0	0	0	0	0	0	0	0	0	1-1	



68

DL

6-5 | 292

C.J. RAVENELL

COLLEGE: MISSOURI WESTERN STATE

AGE: 24 HOMETOWN: SANTA CLARITA, CA

EXP. (NFL/RAVENS): ROOKIE GP/GS (PLAYOFFS): 0/0



— KEY TRANSACTIONS —

- Waived by Baltimore on 8/27/24 and signed to the practice squad on 8/28/24
- Signed with the Ravens as an undrafted rookie free agent on 5/7/24

— COLLEGE —

- Appeared in 43 games during his six-year tenure (2018-23) at Missouri Western State, totaling 164 tackles (95 solo), 38 TFL, 14.5 sacks, 5 FFs, 2 FRs, 1 PD and 1 blocked kick...Garnered All-MIAA honors in all four active seasons (2019, 2021-23)...Three-time MIAA Academic Honor Roll honoree (2019, 2021-22)...Was a recipient of the 2022-23 D2 ADA Academic Achievement Award
- Played in 11 games in 2023, posting 45 tackles (20 solo), 11 TFL, 3 sacks and 1 FR, en route to earning second-team All-MIAA honors...Generated a career-best 11 tackles (3 solo) against Southern Arkansas...Notched 5 tackles (2 solo), 1 TFL and 1 FR vs. Pittsburg State...Credited with 3 tackles (2 solo) and 1 sack vs. Northwest Missouri State...Totalled 6 tackles (2 solo) and 2.5 TFL against Central Missouri
- Saw action in 11 games in 2022, accumulating 47 tackles (31 solo), 6.5 TFL, 2.5 sacks and 1 FF, en route earning second-team All-MIAA honors...Tallied a season-high 8 tackles (7 solo), 2 TFL and 1 sack against Pittsburg State...Accumulated 6 solo tackles and 1 TFL at Northwest Missouri State...Accounted for 6 tackles (3 solo) and 1 FF vs. Washburn...Notched 7 tackles (4 solo) against Fort Hays State...Named to the MIAA Academic Honor Roll for the second-straight year
- Participated in nine contests during the 2021 season, recording 33 tackles (22 solo), 12 TFL, 7 sacks and 2 FF, garnering third-team All-MIAA recognition...Posted four games with at least 1 sack...Recorded 9 tackles (6 solo), a career-best 3.5 sacks and 1 FF against Lincoln...Posted 3 tackles (1 solo) and 1.5 sacks vs. Central Missouri...Tallied 4 tackles (3 solo) and 1 sack against Northeastern State...Notched 3 tackles (2 solo) and 1 sack vs. Northwest Missouri State...Named to the MIAA Academic Honor Roll
- Missouri Western State’s 2020 season was canceled due to the COVID-19 Pandemic...Did not lose a season of eligibility
- Appeared in all 12 games in 2019, notching 39 tackles (22 solo), 8.5 TFL, 2 sacks, 2 FFs, 1 FR and 1 blocked kick, earning honorable mention All-MIAA recognition...Recorded 7 tackles (4 solo) and 2 TFL against Nebraska Kearney...Tallied 3 tackles (2 solo), 1 TFL, 1 FF and 1 FR at Pittsburg State...Credited with 5 tackles (2 solo) against Central Oklahoma...Posted 4 solo tackles, 2 TFL, 1 sack and 1 FF vs. Missouri Southern...Named to the MIAA Academic Honor Roll
- Redshirted the 2018 season

— HIGH SCHOOL/PERSONAL —

- Prepped at Golden Valley (Santa Clarita, CA) HS...Totalled 13 sacks as a senior, en route to being named Foothill League Co-Lineman of the Year

— 2024 SEASON HIGHLIGHTS —

- Spent his entire rookie season on the practice squad

C.J. RAVENELL'S NFL REGULAR SEASON DEFENSIVE STATISTICS																												
		TACKLES										INTERCEPTIONS						FUMBLES					ST				MISC	
DATE	TEAM	GP	GS	TK	S	A	TFL	YDS	SK	YDS	QBH	NO	YDS	LG	TD	PD	FF	FR	TD	YDS	TK	S	A	FF	FR	S	A	
2024	Ravens	0	0	0	0	0	0	0	0	0.0	0.0	0	0	0	0	0	0	0	0	0	0	0	0	0	0	0	0	
NFL TOTALS		0	0	0	0	0	0	0	0	0.0	0.0	0	0	0	0	0	0	0	0	0	0	0	0	0	0	0	0	

C.J. RAVENELL'S NFL POSTSEASON DEFENSIVE STATISTICS																												
		TACKLES										INTERCEPTIONS						FUMBLES					ST				MISC	
DATE	TEAM	GP	GS	TK	S	A	TFL	YDS	SK	YDS	QBH	NO	YDS	LG	TD	PD	FF	FR	TD	YDS	TK	S	A	FF	FR	S	A	
2024	Ravens	0	0	0	0	0	0	0	0	0.0	0.0	0	0	0	0	0	0	0	0	0	0	0	0	0	0	0	0	
NFL TOTALS		0	0	0	0	0	0	0	0	0.0	0.0	0	0	0	0	0	0	0	0	0	0	0	0	0	0	0	0	

68 C.J. RAVENELL

C.J. RAVENELL'S 2024 GXG REGULAR-SEASON STATISTICS (RAVENS)

TACKLES										INTERCEPTIONS					FUMBLES				ST				MISC						
DATE	OPPONENT	P/S	TK	S	A	SK	YDS	TFL	YDS	QBH	NO	YDS	LG	TD	PD	FF	FR	TD	YDS	TK	S	A	FF	FR	S	A	W/L	SCORE	
09/05	at Chiefs																										L	20-27	
09/15	Raiders																										L	23-26	
09/22	at Cowboys																										W	28-25	
09/29	Bills																										W	35-10	
10/06	at Bengals																										W	41-38+	
10/13	Commanders																										W	30-23	
10/21	at Buccaneers																										W	41-31	
10/27	at Browns																										L	24-29	
11/03	Broncos																										W	41-10	
11/07	Bengals																										W	35-34	
11/17	at Steelers																										L	16-18	
11/25	at Chargers																										W	30-23	
12/01	Eagles																										L	19-24	
12/15	at Giants																										W	35-14	
12/21	Steelers																										W	34-17	
12/25	at Texans																										W	31-2	
01/04	Browns																										W	35-10	
2024 TOTALS			0	0	0	0.0	0.0	0	0	0	0	0	0	0	0	0	0	0	0	0	0	0	0	0	0	0	12-5		
+ - Overtime																													

C.J. RAVENELL'S 2024 GXG POSTSEASON STATISTICS (RAVENS)

			TACKLES					INTERCEPTIONS					FUMBLES				ST				MISC							
DATE	OPPONENT	P/S	TK	S	A	SK	YDS	TFL	YDS	QBH	NO	YDS	LG	TD	PD	FF	FR	TD	YDS	TK	S	A	FF	FR	S	A	W/L	SCORE
01/11	Steelers		PRACTICE SQUAD																		W	28-14						
01/19	at Bills		PRACTICE SQUAD																		L	25-27						
2024 TOTALS			0	0	0	0.0	0.0	0	0	0	0	0	0	0	0	0	0	0	0	0	0	0	0	0	0	0	1-1	



— KEY TRANSACTIONS —

- Passed his physical and was removed from the Physically Unable to Perform (PUP) list on 8/7/23
- Placed on the Physically Unable to Perform (PUP) list on 7/21/23
- Re-signed (three-year deal) with the Ravens on 3/24/22
- Placed on Injured Reserve (knee) on 1/6/22
- Signed a two-year contract extension (through 2021) with the Ravens on 12/3/19
- Signed with the Ravens as a rookie free agent on 5/5/17

— HONORS —

- *Associated Press* first-team All-Pro (2024)
- *Associated Press* second-team All-Pro (2023)
- Five-time Pro Bowler (2019-22, 2024)

— CAREER HIGHLIGHTS —

- Is now used exclusively on offense, but demonstrated the rare ability to play on both sides of the ball as a fullback and defensive lineman early on in his career
- En route to his fifth-career Pro Bowl, appeared in all 17 games (six starts), posting 3 receptions for 22 yards and 1 TD and blocking for an offense that ranked No. 1 in the NFL in yards per game (424.9), yards per play (6.8 – third-best single-season mark in NFL history) and red zone efficiency (74.2%) and No. 3 in points per game (30.5), while setting a franchise single-season record with 7,224 net yards... Baltimore's rushing attack also averaged an NFL-best 187.6 yards per game and 5.8 yards per carry (best figure in single-season NFL history)
- Appeared in 17 games (nine starts) for the Ravens in 2023, posting 5 receptions for 52 yards and 1 TD, while helping block for the NFL's No. 1 rushing offense (156.6 ypg) and No. 4 scoring offense (28.4 ppg)... The ground game eclipsed 100 yards in all 17 contests, while also setting a single-season franchise record with 26 rushing TDs
- En route to his fourth-career Pro Bowl in 2022, appeared in all 17 games (16 starts), helping block for the NFL's No. 2 rush offense (160.2 ypg), which produced the league's most rushes (88) of 10+ yards and most games (12) with 150+ rushing yards... Baltimore's four players (J.K. Dobbins, Kenyan Drake, Gus Edwards & Lamar Jackson) with 400+ rushing yards marked the most in Ravens history
- Saw action in 13 games (11 starts) in 2021, en route to earning his third-career Pro Bowl nod... Was instrumental in blocking for the NFL's sixth-ranked offense (378.8 ypg) and third-best rushing attack (145.8 ypg)... Added 2 carries for 4 yards and 8 catches for a career-high 63 receiving yards, while posting 1 TD grab

- Helped block for a Ravens rushing attack that topped 100 rushing yards in 43 consecutive games (2018-21), tying for the longest streak in NFL history (Pittsburgh – 1974-77)
- Earning his second-straight Pro Bowl selection in 2020, appeared in 15 games (10 starts) at FB, helping block for the NFL's No. 1 rushing attack (191.9 ypg), which produced the third-most yards (3,071) ever in a 16-game NFL season... Baltimore owned the seventh-best scoring offense (29.3 ppg) and fourth-best third-down offense (48.8%)... The Ravens also tallied a then-franchise-record 24 rushing TDs
- In 2019, established himself as a key contributor on offense and defense... Recorded 8 receptions for 47 yards and 1 TD and served as a dominant blocker, helping Baltimore post the NFL's No. 1 scoring offense (33.2 ppg)
- In 2019, the Ravens set new single-season franchise records for total TDs (64), points (531), rushing yards (3,296) and total net yards (6,521)... Also helped the Ravens set a new NFL single-season team record for rushing yards (3,296)
- Tallied 9 tackles, 1 sack, 1 PD and 1 FF, helping Baltimore's defense rank No. 3 in points (17.6) and No. 4 in yards (300.6) allowed per game in 2019
- Tallied his first-career sack in the victory at Cin. (11/10/19)
- Helped Baltimore set single-game franchise records in yards (643) and points (59) in the 59-10, season-opening victory at Mia. (9/8/19)
- Made his first-career start as a defensive lineman, posting 1 tackle for a defense that registered 10 TFL, 8 PD and 5 sacks at Cle. (10/7/18)
- Scored on a 3-yard TD pass from QB Joe Flacco, marking the first TD of Ricard's career and helping the Ravens produce a season high in points in the 44-20 victory vs. Det. (12/3/17)
- Made his first-career catch in a 40-0 win vs. Mia. (10/26/17)

— PERSONAL —

- Nicknamed "Project Pat" by his teammates because he plays both offense and defense... His nickname is also "Pancake Pat," as given by his teammates due to his dominant blocking
- Married his wife, Hayley, in February of 2020... The couple met in high school... They have one daughter, Emerson (1)
- During the 2018 season, started a social media food-review series, joining a different teammate each week for a meal at a Baltimore restaurant
- Was an economics major at Maine

42 PATRICK RICARD

— 2024 SEASON HIGHLIGHTS —

- En route to his fifth-career Pro Bowl, appeared in all 17 games (six starts), posting 3 receptions for 22 yards and 1 TD and blocking for an offense that ranked No. 1 in the NFL in yards per game (424.9), yards per play (6.8 – third-best single-season mark in NFL history) and red zone efficiency (74.2%) and No. 3 in points per game (30.5), while setting a franchise single-season record with 7,224 net yards... Baltimore's rushing attack also averaged an NFL-best 187.6 yards per game and 5.8 yards per carry (best figure in single-season NFL history)
- Recorded 1 catch for 14 yards in the 35-10 win vs. Cle. (1/4)... Also helped Baltimore's rushing attack total 220 rushing yards on 6.3 yards per carry, the team's franchise-record 14th time recording at least 5.0 yards per carry in a game on the season
- Tallied a 3-yard receiving TD on his first catch of the season in the 41-10 win vs. Den. (11/3)
- Started at FB, blocking for an offense that totaled 427 yards (271 rushing and 156 passing) and 5 TDs in the 35-10 win vs. Buf. (9/29)... Baltimore's 7.97 yards per carry ranked as the third-best mark in single-game franchise history (8.79 vs. NYG in 2022 and 8.37 vs. Cle. in 2003)... Added a FR in the end zone for his first ever non-receiving TD
- Started at FB, helping block for an offense that totaled 456 yards (274 rushing and 182 passing) and 4 TDs in the 28-25 win at Dal. (9/22)... Baltimore's 274-yard rushing output marked the 10th-most rushing yards in single-game franchise history

PATRICK RICARD'S NFL REGULAR SEASON RUSHING/RECEIVING STATISTICS

DATE	TEAM	GP	GS	RUSHING					RECEIVING				
				NO.	YDS.	AVG.	LG	TD	NO.	YDS.	AVG.	LG	TD
2017	Ravens	16	0	0	0	0.0	0	0	4	12	3.0	6t	2
2018	Ravens	10	2	0	0	0.0	0	0	0	0	0.0	0	0
2019	Ravens	16	7	0	0	0.0	0	0	8	47	5.9	10	1
2020	Ravens	15	10	1	-1	-1.0	-1	0	9	45	5.0	11	1
2021	Ravens	13	11	2	4	2.0	2	0	8	63	7.9	22	1
2022	Ravens	17	16	7	16	2.3	5	0	11	74	6.7	19	0
2023	Ravens	17	9	0	0	0.0	0	0	5	52	10.4	28	1
2024	Ravens	17	6	0	0	0.0	0	0	3	22	7.3	14	1
NFL TOTALS		121	61	10	19	1.9	5	0	48	315	6.6	28	7

PATRICK RICARD'S NFL POSTSEASON RUSHING/RECEIVING STATISTICS

DATE	TEAM	GP	GS	RUSHING					RECEIVING				
				NO.	YDS.	AVG.	LG	TD	NO.	YDS.	AVG.	LG	TD
2018	Ravens	0	0	0	0	0.0	0	0	0	0	0.0	0	0
2019	Ravens	1	0	0	0	0.0	0	0	0	0	0.0	0	0
2020	Ravens	2	2	0	0	0.0	0	0	4	37	9.3	11	0
2022	Ravens	1	1	0	0	0.0	0	0	0	0	0.0	0	0
2023	Ravens	2	2	0	0	0.0	0	0	0	0	0.0	0	0
2024	Ravens	2	2	0	0	0.0	0	0	0	0	0.0	0	0
NFL TOTALS		8	7	0	0	0.0	0	0	4	37	9.3	11	0

PATRICK RICARD'S NFL REGULAR SEASON DEFENSIVE STATISTICS

		TACKLES										INTERCEPTIONS					FUMBLES				ST					MISC	
DATE	TEAM	GP	GS	TK	S	A	TFL	YDS	SK	YDS	QBH	NO	YDS	LG	TD	PD	FF	FR	TD	YDS	TK	S	A	FF	FR	S	A
2017	Ravens	16	0	5	3	2	2	7	0.0	0.0	0	0	0	0	0	0	0	0	0	0	0	0	0	0	0	0	0
2018	Ravens	10	2	4	2	2	1	3	0.0	0.0	1	0	0	0	0	0	0	0	0	0	0	0	0	0	0	1	0
2019	Ravens	16	7	9	8	1	1	1	1.0	10.0	2	0	0	0	0	1	1	0	0	0	0	0	0	0	0	0	0
2020	Ravens	15	10	0	0	0	0	0	0.0	0.0	0	0	0	0	0	0	0	0	0	0	0	0	0	0	0	1	0
2021	Ravens	13	11	0	0	0	0	0	0.0	0.0	0	0	0	0	0	0	0	0	0	0	0	0	0	0	0	0	0
2022	Ravens	17	16	0	0	0	0	0	0.0	0.0	0	0	0	0	0	0	0	0	0	0	0	0	0	0	0	1	0
2023	Ravens	17	9	0	0	0	0	0	0.0	0.0	0	0	0	0	0	0	0	0	0	0	0	0	0	0	0	0	0
2024	Ravens	17	6	0	0	0	0	0	0.0	0.0	0	0	0	0	0	0	0	0	1	1	0	0	0	0	0	0	1
NFL TOTALS		121	61	18	13	5	4	11	1.0	10.0	3	0	0	0	0	1	1	1	1	0	0	0	0	0	0	3	1

PATRICK RICARD'S NFL POSTSEASON DEFENSIVE STATISTICS

TACKLES																												INTERCEPTIONS								FUMBLES								ST						MISC			
DATE	TEAM	GP	GS	TK	S	A	TFL	YDS	SK	YDS	QBH	NO	YDS	LG	TD	PD	FF	FR	TD	YDS	TK	S	A	FF	FR	S	A																										
2018	Ravens	0	0	0	0	0	0	0	0.0	0.0	0	0	0	0	0	0	0	0	0	0	0	0	0	0	0	0	0																										
2019	Ravens	1	0	0	0	0	0	0	0.0	0.0	0	0	0	0	0	0	0	0	0	0	0	0	0	0	0	0	0																										
2020	Ravens	2	2	0	0	0	0	0	0.0	0.0	0	0	0	0	0	0	0	0	0	0	0	0	0	0	0	0	0																										
2022	Ravens	1	1	0	0	0	0	0	0.0	0.0	0	0	0	0	0	0	0	0	0	0	0	0	0	0	0	0	0																										
2023	Ravens	2	2	0	0	0	0	0	0.0	0.0	0	0	0	0	0	0	0	0	0	0	0	0	0	0	0	0	0																										
2024	Ravens	2	2	0	0	0	0	0	0.0	0.0	0	0	0	0	0	0	0	0	0	0	0	0	0	0	0	0	0																										
NFL TOTALS		8	7	0	0	0	0	0	0.0	0.0	0	0	0	0	0	0	0	0	0	0	0	0	0	0	0	0	0																										

42 PATRICK RICARD

PATRICK RICARD'S SINGLE-GAME HIGHS: RUSHING/RECEIVING

Rush Attempts	1 at Cleveland Browns, Dec 17, 2022 ...9 more at 1.
Rushing Yards	5 vs. Miami Dolphins, Sep 18, 2022
Longest Runs	5 vs. Miami Dolphins, Sep 18, 2022
Receptions	3 vs. Buffalo Bills, Oct 02, 2022 ...2 more at 3.
Receiving Yards	35 vs. Minnesota Vikings, Nov 07, 2021
Receiving Average	11.7 vs. Minnesota Vikings, Nov 07, 2021
Longest Receptions	28 vs. Detroit Lions, Oct 22, 2023
Receiving TDs	1 vs. Miami Dolphins, Dec 31, 2023 ...5 more at 1.

All-Purpose Yards	35 vs. Minnesota Vikings, Nov 07, 2021
Kickoff Returns	1 at Jacksonville Jaguars, Nov 27, 2022
Kickoff Return Yards	15 at Jacksonville Jaguars, Nov 27, 2022
Longest Kickoff Return	15 at Jacksonville Jaguars, Nov 27, 2022
Most TDs	1 vs. Denver Broncos, Nov 03, 2024 ...7 more at 1.
Miscellaneous Tackles	1 at New England Patriots, Sep 25, 2022 ...2 more at 1.
Scrimmage Yards	35 vs. Minnesota Vikings, Nov 07, 2021

PATRICK RICARD'S SINGLE-GAME HIGHS - POSTSEASON: RECEIVING

Receptions	3 at Tennessee Titans, Jan 10, 2021
Receiving Yards	26 at Tennessee Titans, Jan 10, 2021
Receiving Average	8.7 at Tennessee Titans, Jan 10, 2021

Longest Receptions	11 at Buffalo Bills, Jan 16, 2021 ...1 more at 11.
All-Purpose Yards	26 at Tennessee Titans, Jan 10, 2021

PATRICK RICARD'S SINGLE-GAME HIGHS: DEFENSIVE

Total Tackles	4 at Cincinnati Bengals, Nov 10, 2019 ...1 more at 4.
Solo Tackles	4 vs. Cleveland Browns, Sep 29, 2019
Sacks	1.0 at Cincinnati Bengals, Nov 10, 2019

Passes Defensed	1 vs. Cincinnati Bengals, Oct 13, 2019
Forced Fumbles	1 at Cincinnati Bengals, Nov 10, 2019
Tackles For Loss	1 vs. Cleveland Browns, Sep 29, 2019 ...3 more at 1.

PATRICK RICARD'S 2024 GXG REGULAR-SEASON STATISTICS (RAVENS)

DATE	OPPONENT	P/S	RUSHING					RECEIVING					W/L	SCORE
			NO.	YDS.	AVG.	LG	TD	NO.	YDS.	AVG.	LG	TD		
09/05	at Chiefs	P	0	0	0.0	0	0	0	0	0.0	0	0	L	20-27
09/15	Raiders	S	0	0	0.0	0	0	0	0	0.0	0	0	L	23-26
09/22	at Cowboys	P	0	0	0.0	0	0	0	0	0.0	0	0	W	28-25
09/29	Bills	S	0	0	0.0	0	0	0	0	0.0	0	0	W	35-10
10/06	at Bengals	S	0	0	0.0	0	0	0	0	0.0	0	0	W	41-38+
10/13	Commanders	P	0	0	0.0	0	0	0	0	0.0	0	0	W	30-23
10/21	at Buccaneers	P	0	0	0.0	0	0	0	0	0.0	0	0	W	41-31
10/27	at Browns	S	0	0	0.0	0	0	0	0	0.0	0	0	L	24-29
11/03	Broncos	S	0	0	0.0	0	0	1	3	3.0	3t	1	W	41-10
11/07	Bengals	P	0	0	0.0	0	0	0	0	0.0	0	0	W	35-34
11/17	at Steelers	P	0	0	0.0	0	0	1	5	5.0	5	0	L	16-18
11/25	at Chargers	P	0	0	0.0	0	0	0	0	0.0	0	0	W	30-23
12/01	Eagles	P	0	0	0.0	0	0	0	0	0.0	0	0	L	19-24
12/15	at Giants	P	0	0	0.0	0	0	0	0	0.0	0	0	W	35-14
12/21	Steelers	P	0	0	0.0	0	0	0	0	0.0	0	0	W	34-17
12/25	at Texans	S	0	0	0.0	0	0	0	0	0.0	0	0	W	31-2
01/04	Browns	P	0	0	0.0	0	0	1	14	14.0	14	0	W	35-10
2024 TOTALS			17-6	0	0	0.0	0	3	22	7.3	14	1	12-5	

+ - Overtime

PATRICK RICARD'S 2024 GXG POSTSEASON STATISTICS (RAVENS)

DATE	OPPONENT	P/S	RUSHING					RECEIVING					W/L	SCORE
			NO.	YDS.	AVG.	LG	TD	NO.	YDS.	AVG.	LG	TD		
01/11	Steelers	S	0	0	0.0	0	0	0	0	0.0	0	0	W	28-14
01/19	at Bills	S	0	0	0.0	0	0	0	0	0.0	0	0	L	25-27
2024 TOTALS			2-2	0	0	0.0	0	0	0	0.0	0	0	1-1	



95

OLB

6-6 | 262

TAVIUS ROBINSON

COLLEGE: MISSISSIPPI

AGE: 26 HOMETOWN: GUELPH, ON, CANADA

EXP. (NFL/RAVENS): 2/2 GP/GS (PLAYOFFS): 34/8 (4/2)



— KEY TRANSACTIONS —

- Tavarius Robinson was selected by the Ravens in the fourth round (124th overall) of the 2023 NFL Draft...Declared for the draft following three seasons with Mississippi and two seasons at the University of Guelph (Ontario, Canada)

— CAREER HIGHLIGHTS —

- Played in all 17 games for Baltimore in 2024, setting career highs in tackles (32 total), TFL (4), sacks (3.5) and PD (1)...Helped Baltimore's defense rank No. 1 against the run (80.1 ypg), No. 2 in sacks (54) and No. 5 (tied) in yards per play allowed (5.2)
- Played in all 17 games (one start) in his rookie season with Baltimore in 2023, contributing 25 tackles, 2 TFL and 1 sack, while adding 1 special teams tackle...Helped the Ravens' defense become the first unit in NFL history to lead the league in scoring (16.5), sacks (60) and takeaways (31)

— PERSONAL —

- First-ever player drafted to the NFL from the University of Guelph (Canada)
- Uncle (Junior) was selected in the second round (11th overall) of the 1983 Canadian Football League (CFL) Draft and competed in the CFL for 10 years as a defensive back...Won two Grey Cups in the CFL (the league's Super Bowl equivalent)...Also played collegiately at the University of Guelph
- Father (Patrick) played football at the high school level, and younger brother (Keyon) currently plays wide receiver at Wilfrid Laurier University in Ontario, Canada

- Began a job at 1-800-GOT-JUNK before receiving his scholarship offer from Ole Miss the next day
- Worked in landscaping during the summer months to help offset the cost of his tuition
- Named to the SEC First-Year Academic Honor Roll (2020-21), SEC Fall Academic Honor Roll (2021), Dean's Honor Roll (2020-21) and Athletic Director's Honor Roll (2021-22)
- Earned his bachelor's degree in multi-disciplinary studies from Mississippi in December 2022

— 2024 SEASON HIGHLIGHTS —

- Played in all 17 games, setting career highs in tackles (32), TFL (4), sacks (3.5) and PD (1)...Helped Baltimore's defense rank No. 1 against the run (80.1 ypg), No. 2 in sacks (54) and No. 5 (tied) in yards per play allowed (5.2)
- Logged a playoff career-high 4 tackles (3 solo), including 2 TFL, in the Divisional Playoff at Buf. (1/19/25)
- Logged 4 tackles (2 solo), including 1 TFL, vs. Phi (12/1), helping the defense limit the Eagles to 252 total yards and 4-of-12 (33%) on third down
- Recorded 3 tackles, including a career-high 2 sacks (-9 yards), and 1 PD in the 41-10 win vs. Den. (11/3), helping the defense limit Denver to a 1-of-4 (25%) red zone TD efficiency
- Posted 3 tackles (1 solo), 3 QBHs, 1 TFL and a half-sack (OLB Yannick Ngakoue) at Cle. (10/27)
- Totaled 3 tackles (1 solo) and a third-down sack (-7 yards) in the 41-38 OT win at Cin. (10/6), contributing to a unit that limited Cincinnati to 71 rushing yards

Tavius Robinson's NFL Regular Season Defensive Statistics																											
		Tackles										Interceptions					Fumbles				ST				Misc		
Date	Team	GP	GS	TK	S	A	TFL	YDS	SK	YDS	QBH	NO	YDS	LG	TD	PD	FF	FR	TD	YDS	TK	S	A	FF	FR	S	A
2023	Ravens	17	1	25	12	13	2	27	1.0	7.0	1	0	0	0	0	0	0	0	0	0	1	1	0	0	0	0	0
2024	Ravens	17	7	32	13	19	4	18	3.5	16.5	12	0	0	0	0	1	0	0	0	0	0	0	0	0	0	0	
NFL Totals		34	8	57	25	32	6	45	4.5	23.5	13	0	0	0	0	1	0	0	0	0	1	1	0	0	0	0	

Tavius Robinson's NFL Postseason Defensive Statistics																											
		Tackles										Interceptions					Fumbles				ST				Misc		
Date	Team	GP	GS	TK	S	A	TFL	YDS	SK	YDS	QBH	NO	YDS	LG	TD	PD	FF	FR	TD	YDS	TK	S	A	FF	FR	S	A
2023	Ravens	2	0	1	0	1	0	0	0.0	0.0	0	0	0	0	0	0	0	0	0	0	0	0	0	0	0	0	
2024	Ravens	2	2	4	3	1	2	2	0.0	0.0	0	0	0	0	0	0	0	0	0	0	0	0	0	0	0	0	
NFL Totals		4	2	5	3	2	2	2	0.0	0.0	0	0	0	0	0	0	0	0	0	0	0	0	0	0	0	0	

TAVIUS ROBINSON'S SINGLE-GAME HIGHS: DEFENSIVE

Total Tackles

Solo Tackles

Sacks

5 vs. Pittsburgh Steelers, Jan 06, 2024

3 at Cleveland Browns, Oct 01, 2023

2.0 vs. Denver Broncos, Nov 03, 2024

Passes Defensed

Tackles For Loss

1 vs. Denver Broncos, Nov 03, 2024

1 vs. Philadelphia Eagles, Dec 01, 2024

...5 more at 1.

95 TAVIUS ROBINSON

TAVIUS ROBINSON'S SINGLE-GAME HIGHS - POSTSEASON: DEFENSIVE

Total Tackles
Solo Tackles

4 at Buffalo Bills, Jan 19, 2025
3 at Buffalo Bills, Jan 19, 2025

Tackles For Loss

2 at Buffalo Bills, Jan 19, 2025

TAVIUS ROBINSON'S 2024 GXG REGULAR-SEASON STATISTICS (RAVENS)

			TACKLES								INTERCEPTIONS					FUMBLES				ST					MISC			
DATE	OPPONENT	P/S	TK	S	A	SK	YDS	TFL	YDS	QBH	NO	YDS	LG	TD	PD	FF	FR	TD	YDS	TK	S	A	FF	FR	S	A	W/L	SCORE
09/05	at Chiefs	P	0	0	0	0.0	0.0	0	0	0	0	0	0	0	0	0	0	0	0	0	0	0	0	0	0	0	L	20-27
09/15	Raiders	P	0	0	0	0.0	0.0	0	0	1	0	0	0	0	0	0	0	0	0	0	0	0	0	0	0	0	L	23-26
09/22	at Cowboys	P	2	2	0	0.0	0.0	0	0	0	0	0	0	0	0	0	0	0	0	0	0	0	0	0	0	0	W	28-25
09/29	Bills	P	2	0	2	0.0	0.0	0	0	0	0	0	0	0	0	0	0	0	0	0	0	0	0	0	0	0	W	35-10
10/06	at Bengals	P	3	1	2	1.0	7.0	1	7	1	0	0	0	0	0	0	0	0	0	0	0	0	0	0	0	0	W	41-38+
10/13	Commanders	P	0	0	0	0.0	0.0	0	0	2	0	0	0	0	0	0	0	0	0	0	0	0	0	0	0	0	W	30-23
10/21	at Buccaneers	P	1	0	1	0.0	0.0	0	0	0	0	0	0	0	0	0	0	0	0	0	0	0	0	0	0	0	W	41-31
10/27	at Browns	P	3	1	2	0.5	0.5	1	1	3	0	0	0	0	0	0	0	0	0	0	0	0	0	0	0	0	L	24-29
11/03	Broncos	P	3	2	1	2.0	9.0	1	9	4	0	0	0	0	1	0	0	0	0	0	0	0	0	0	0	0	W	41-10
11/07	Bengals	P	2	1	1	0.0	0.0	0	0	0	0	0	0	0	0	0	0	0	0	0	0	0	0	0	0	0	W	35-34
11/17	at Steelers	S	3	1	2	0.0	0.0	0	0	1	0	0	0	0	0	0	0	0	0	0	0	0	0	0	0	0	L	16-18
11/25	at Chargers	S	0	0	0	0.0	0.0	0	0	0	0	0	0	0	0	0	0	0	0	0	0	0	0	0	0	0	W	30-23
12/01	Eagles	S	4	2	2	0.0	0.0	1	1	0	0	0	0	0	0	0	0	0	0	0	0	0	0	0	0	0	L	19-24
12/15	at Giants	S	3	1	2	0.0	0.0	0	0	0	0	0	0	0	0	0	0	0	0	0	0	0	0	0	0	0	W	35-14
12/21	Steelers	S	4	1	3	0.0	0.0	0	0	0	0	0	0	0	0	0	0	0	0	0	0	0	0	0	0	0	W	34-17
12/25	at Texans	S	0	0	0	0.0	0.0	0	0	0	0	0	0	0	0	0	0	0	0	0	0	0	0	0	0	0	W	31-2
01/04	Browns	S	2	1	1	0.0	0.0	0	0	0	0	0	0	0	0	0	0	0	0	0	0	0	0	0	0	0	W	35-10
2024 TOTALS		17-7	32	13	19	3.5	16.5	4	18	12	0	0	0	0	1	0	0	0	0	0	0	0	0	0	0	0	12-5	
+ - Overtime																												

TAVIUS ROBINSON'S 2024 GXG POSTSEASON STATISTICS (RAVENS)

			TACKLES							INTERCEPTIONS					FUMBLES				ST					MISC				
DATE	OPPONENT	P/S	TK	S	A	SK	YDS	TFL	YDS	QBH	NO	YDS	LG	TD	PD	FF	FR	TD	YDS	TK	S	A	FF	FR	S	A	W/L	SCORE
01/11	Steelers	S	0	0	0	0.0	0.0	0	0	0	0	0	0	0	0	0	0	0	0	0	0	0	0	0	0	0	W	28-14
01/19	at Bills	S	4	3	1	0.0	0.0	2	2	0	0	0	0	0	0	0	0	0	0	0	0	0	0	0	0	0	L	25-27
2024 TOTALS		2-2	4	3	1	0.0	0.0	2	2	0	0	0	0	0	0	0	0	0	0	0	0	0	0	0	0	0	1-1	



70

T

6-5 | 316

ROGER ROSENGARTEN

COLLEGE: WASHINGTON

AGE: 22 HOMETOWN: HIGHLANDS RANCH, CO

EXP. (NFL/RAVENS): ROOKIE GP/GS (PLAYOFFS): 17/14 (2/2)



— KEY TRANSACTIONS —

- Roger Rosengarten was selected by the Ravens in the second round (62nd overall) of the 2024 NFL Draft

— COLLEGE HONORS —

- Second-team All-America by *Sportskeeda* (2023)
- Honorable mention All-Pac-12 (2023)
- First-team Freshman All-America by *FWAA* (2022)
- First-team Freshman All-America by *College Football News* (2022)
- Third-team All-Pac-12 by *PFF* (2022)
- Midseason Freshman All-America by *Fox Sports* (2022)
- Second-team All-Pac-12 by *Pro Football Network* (2022)
- Freshman All-Bowl Team by *College Football News* (2022)
- Pac-12 Academic Honor Roll (2021)

— COLLEGE HIGHLIGHTS —

- Appeared in 31 games (19 starts), primarily at RT, during his four-year career (2020-23) at Washington...Helped the team attain a 14-1 mark (undefeated in the regular season), win the Pac-12 Championship and reach the College Football National Championship in his final season (2023)
- Blocked for left-handed QB Michael Penix Jr. (2022-23), serving as the blindside protector for the 2023 Maxwell Award Winner (which is presented to the best player in college football), 2023 Heisman Trophy finalist and 2022 *AP* Comeback Player of the Year
- Never gave up a sack during his collegiate career

— PERSONAL —

- Was a two-sport athlete (football and basketball) at Valor Christian...Also played baseball as a kid
- Worked out in the concourse of Husky Stadium when the team was unable to use the locker room and practice field before the 2020 season due to COVID restrictions
- Moved to RT his last two years at UW to protect left-handed QB Michael Penix Jr.'s blindside
- Ran the fastest 40-yard dash of any offensive lineman at the 2024 Combine (4.92)
- Played basketball, soccer, baseball and flag football before he took up football...The summer before high school, his baseball team made it to the Colorado USSSA state championship game...Coached by former Denver Broncos Ben Hamilton and Tyler Polumbus in high school

— NOTE THE QUOTE —

"Roger was on point. He knew his technique, and he knew his assignments. He was very self-aware with the things he needed to get better at, and he just seemed like a motivated guy. He seemed like a Raven."

— EVP & GM Eric DeCosta

— 2024 SEASON HIGHLIGHTS —

- Appeared in all 17 games, making 14 starts at RT, blocking for an offense that ranked No. 1 in the NFL in yards per game (424.9), yards per play (6.8 – third-best single-season mark in NFL history) and red zone efficiency (74.2%) and No. 3 in points per game (30.5), while setting a franchise single-season record with 7,224 net yards...Baltimore's rushing attack also averaged an NFL-best 187.6 yards per game and 5.8 yards per carry (best figure in single-season NFL history)...Earned *PFWA* All-Rookie Team (2024)
- Started at RT in his playoff debut, helping block for an offense that totaled 464 yards (third most in franchise playoff history), including a franchise playoff-record 299 rushing yards, in the 28-14 Wild Card win vs. Pit. (1/11/25)...The Ravens were 10-of-15 (66.7%) on third down, marking the franchise's best single-game playoff figure ever
- Started at RT, helping block for an offense that totaled 437 yards (217 passing & 220 rushing) and 4 TDs in the 35-10 win vs. Cle. (1/4)...Baltimore's rushing attack averaged 6.3 yards per carry, marking their 14th time recording at least 5.0 yards per carry in a game this season, a new franchise record
- Started at RT, blocking for an offense that totaled 432 yards (181 passing & 251 rushing) and scored a TD on all three red zone drives in the 31-2 win at Hou. (12/25)...Helped Baltimore reach over 400 yards of total offense for a franchise-record ninth time on the season...Baltimore also averaged at least 7 yards per play for the seventh time on the season, tying (SF in 2023 and NO in 2011) for the most-such games in NFL single-season history
- Started at RT, blocking for an offense that totaled 418 yards (198 passing & 220 rushing) in the 34-17 win vs. Pit. (12/21)...Helped Baltimore become the first team in NFL history to register at least 3,500 passing yards and 2,500 rushing yards through the first 15 games of a season...The Ravens tallied at least 30 points for a franchise-record ninth time on the season
- Started at RT, helping block for an offense that totaled 445 yards (275 passing & 170 rushing) and 5 TDs in the 35-14 win at NYG (12/15)...Baltimore converted on 9-of-11 third-down attempts, marking a season-best 81.8% success rate
- Blocked for an offense that totaled 30 points and 389 yards (177 passing & 212 rushing), while reaching the end zone on 2-of-2 red zone opportunities, in the MNF win at LAC (11/25)

70 ROGER ROSENGARTEN

- Started at RT, blocking for an offense that tallied 5 TDs in the 41-10 win vs. Den. (11/3)...Baltimore's 14.2 yards gained per pass attempt (269 yards on 19 attempts) was the third-best mark in single-game franchise history...Helped QB Lamar Jackson set an NFL record with his fourth-career game with a perfect 158.3 passer rating (min. 15 attempts each game)
- Started at RT, blocking for an offense that totaled 508 yards (ninth-best single-game output in Ravens history) in the 41-31 win at TB (10/21)...The Ravens' 8.1 yards per rush was third-highest mark in single-game franchise history
- Started at RT, helping block for an offense that totaled 484 yards (308 passing & 176 rushing) and 3 TDs in the 30-23 win vs. Was. (10/13)...Baltimore registered an NFL-record sixth-straight game with at least 150 yards and 1 TD each through the air and on the ground
- Started at RT, helping block for an offense that totaled 520 (345 passing & 175 rushing) yards and converted 10-of-15 (66.7%) third-down attempts, en route to the 41-38 OT win at Cin. (10/6)...The Ravens became the fifth team since 1980 with at least 1,000 rushing yards through their first five games of a season
- Made his first career start at RT, blocking for an offense that totaled 427 yards (271 rushing and 156 passing) and 5 TDs in the 35-10 win vs. Buf. (9/29)...Baltimore's 7.97 yards per carry ranked as the third-best mark in single-game franchise history (8.79 vs. NYG in 2022 and 8.37 vs. Cle. in 2003)
- Made his NFL debut at KC (9/5), playing 20 snaps on offense, while adding 5 ST snaps...Helped Baltimore total 452 yards (185 rushing & 267 passing) and 5.8 yards per carry

ROGER ROSENGARTEN'S NFL REGULAR SEASON STATISTICS

DATE	TEAM	GP	GS
2024	Ravens	17	14
NFL TOTALS		17	14

ROGER ROSENGARTEN'S NFL POSTSEASON STATISTICS

DATE	TEAM	GP	GS
2024	Ravens	2	2
NFL TOTALS		2	2

ROGER ROSENGARTEN'S 2024 GXG REGULAR-SEASON STATISTICS (RAVENS)

DATE	OPPONENT	P/S	W/L	SCORE
09/05	at Chiefs	P	L	20-27
09/15	Raiders	P	L	23-26
09/22	at Cowboys	P	W	28-25
09/29	Bills	S	W	35-10
10/06	at Bengals	S	W	41-38+
10/13	Commanders	S	W	30-23
10/21	at Buccaneers	S	W	41-31
10/27	at Browns	S	L	24-29
11/03	Broncos	S	W	41-10
11/07	Bengals	S	W	35-34
11/17	at Steelers	S	L	16-18
11/25	at Chargers	S	W	30-23
12/01	Eagles	S	L	19-24
12/15	at Giants	S	W	35-14
12/21	Steelers	S	W	34-17
12/25	at Texans	S	W	31-2
01/04	Browns	S	W	35-10
2024 TOTALS		17-14	12-5	

+ - Overtime

ROGER ROSENGARTEN'S 2024 GXG POSTSEASON STATISTICS (RAVENS)

DATE	OPPONENT	P/S	W/L	SCORE
01/11	Steelers	S	W	28-14
01/19	at Bills	S	L	25-27
2024 TOTALS		2-2	1-1	

ROGER ROSENGARTEN'S COLLEGE STATISTICS

DATE	TEAM	GP	GS
2020	Washington	1	0
2021	Washington	4	0
2022	Washington	13	13
2023	Washington	15	15
TOTALS		33	28



61

C

6-4 | 314

NICK SAMAC

COLLEGE: MICHIGAN STATE

AGE: 23 HOMETOWN: MENTOR, OH

EXP. (NFL/RAVENS): ROOKIE GP/GS (PLAYOFFS): 0/0



— KEY TRANSACTIONS —

- Nick Samac was selected by the Ravens in the seventh round (228th overall) of the 2024 NFL Draft...Was the first of two Ravens draft picks (S Sanoussi Kane, 250th) in the round

— COLLEGE HONORS —

- Honorable mention All-Big Ten (2022-23)
- Three-time academic All-Big 10 (2021-23)

— COLLEGE HIGHLIGHTS —

- Appeared in 50 games (32 starts) over five years (2019-23) at Michigan State
- Played in 11 games (10 starts), including five in which he was appointed a captain, for Michigan State in 2023, earning honorable mention All-Big Ten honors for the second-consecutive season
- In 2022, started at center in all 12 Michigan State games, accumulating the most offensive snaps (803) on the team...Served as a game captain twice and earned honorable mention All-Big Ten honors
- Played in all 13 games, logging 307 total snaps at center, for the 11-2 Spartans in 2021...Split action with C Matt Allen
- Appeared in all seven games (six starts) during Michigan State's 2020 pandemic-shortened season, playing 410-of-498 total offensive snaps

- Saw action in seven games (four starts) as a true freshman at Michigan State in 2019...Took over the starting role after an injury to C Matt Allen

— PERSONAL —

- Began playing football at 7 years old...Outgrew running back and moved to offensive line at age 10
- Stayed loyal to Michigan State even after Ohio State reached out with a late offer
- Graduated from Michigan State with a degree in communications (2022)
- Plays guitar and enjoys singing
- Name is pronounced: SAY-mack**

— NOTE THE QUOTE —

"Nick Samac is just a gritty Big Ten offensive lineman. He's a very good center and a very athletic guy. He stays on his blocks, has good sustainability and is very, very intelligent. He's a guy who we think can back up Tyler Linberbaum and also, hopefully, work in as a guard, develop and be a swing guy for us."

— EVP & GM Eric DeCosta

— 2024 SEASON HIGHLIGHTS —

- Did not see any game action during his rookie year

NICK SAMAC'S NFL REGULAR SEASON STATISTICS			
DATE	TEAM	GP	GS
2024	Ravens	0	0
NFL TOTALS		0	0

NICK SAMAC'S NFL POSTSEASON STATISTICS			
DATE	TEAM	GP	GS
2024	Ravens	0	0
NFL TOTALS		0	0

61 NICK SAMAC

NICK SAMAC'S 2024 GXG REGULAR-SEASON STATISTICS (RAVENS)

DATE	OPPONENT	P/S		W/L	SCORE
09/05	at Chiefs		ON INACTIVE LIST	L	20-27
09/15	Raiders		ON INACTIVE LIST	L	23-26
09/22	at Cowboys		ON INACTIVE LIST	W	28-25
09/29	Bills		ON INACTIVE LIST	W	35-10
10/06	at Bengals		ON INACTIVE LIST	W	41-38+
10/13	Commanders		ON INACTIVE LIST	W	30-23
10/21	at Buccaneers		ON INACTIVE LIST	W	41-31
10/27	at Browns		ON INACTIVE LIST	L	24-29
11/03	Broncos		ON INACTIVE LIST	W	41-10
11/07	Bengals		INACTIVE	W	35-34
11/17	at Steelers		ON INACTIVE LIST	L	16-18
11/25	at Chargers		ON INACTIVE LIST	W	30-23
12/01	Eagles		ON INACTIVE LIST	L	19-24
12/15	at Giants		INACTIVE	W	35-14
12/21	Steelers		INACTIVE	W	34-17
12/25	at Texans		INACTIVE	W	31-2
01/04	Browns		ON INACTIVE LIST	W	35-10
2024 TOTALS		0-0		12-5	

+ - Overtime

NICK SAMAC'S 2024 GXG POSTSEASON STATISTICS (RAVENS)

DATE	OPPONENT	P/S		W/L	SCORE
01/11	Steelers		INACTIVE	W	28-14
01/19	at Bills		INACTIVE	L	25-27
2024 TOTALS		0-0		1-1	

NICK SAMAC'S COLLEGE STATISTICS

DATE	TEAM	GP	GS
2019	Michigan St.	7	4
2020	Michigan St.	7	6
2021	Michigan St.	13	0
2022	Michigan St.	12	12
2023	Michigan St.	11	10
TOTALS		50	32



23

ILB

6-2 | 235

TRENTON SIMPSON

COLLEGE: CLEMSON

AGE: 23 HOMETOWN: CHARLOTTE, NC

EXP. (NFL/RAVENS): 2/2 GP/GS (PLAYOFFS): 32/13 (4/0)



— KEY TRANSACTIONS —

- Trenton Simpson was selected by the Ravens in the third round (86th overall) of the 2023 NFL Draft

— CAREER HIGHLIGHTS —

- Played in all 17 games (13 starts) for the Ravens in 2024, setting career highs in tackles (70), TFL (5), sacks (1.5) and PD (4), also posting 1 FR...Added 3 tackles on special teams...Helped Baltimore's defense rank No. 1 against the run (80.1 ypg), No. 2 in sacks (54) and No. 5 (tied) in yards per play allowed (5.2)
- Appeared in 15 games, primarily on special teams, during his rookie campaign with Baltimore in 2023, notching 7 tackles, 2 TFL and 1 sack on defense, while adding 6 tackles on special teams...Helped the Ravens' defense become the first unit in NFL history to lead the league in scoring (16.5), sacks (60) and takeaways (31)

— PERSONAL —

- Father is Timothy Simpson, decorated Command Sergeant Major in the U.S. Army Rangers who was deployed 17 times during a 26-year career in service
- Was born on Fort Benning, a military base in Georgia, on June 14, 2001, sharing a birthday with the same day the U.S. Army was founded (1775)...Grew up a fixture on military bases when his father was stateside
- Credits his father's military background for his discipline
- Was given the honor of running the American Flag down the hill at Clemson, sharing that special moment with his father prior to the Tigers' 44-7 win over UConn on Military Appreciation Day (11/13/22)
- Was teammates with Philadelphia Eagles DT Jordan Davis at Mallard Creek (Charlotte, NC) HS
- Told his mother at 3 years old that he wanted to play in the NFL
- Originally committed to Auburn before ultimately choosing his dream school, Clemson University
- Earned his degree in sports communications in three years (2020-22) from Clemson

— 2024 SEASON HIGHLIGHTS —

- Played in all 17 games (13 starts), setting career highs in tackles (70), TFL (5), sacks (1.5) and PD (4), also posting 1 FR and adding 3 ST tackles...Helped Baltimore's defense rank No. 1 against the run (80.1 ypg) and No. 2 in both sacks (54) and fourth-down efficiency (42.9%)
- Logged 7 tackles (4 solo) in the 35-34 win vs. Cin. (11/7)
- Posted a career-high 9 tackles (7 solo), including 2 TFL and 1 sack (-13 yards), as well as 1 PD in the 41-10 win vs. Den. (11/3), helping the defense limit Denver to a 1-of-4 (25%) red zone TD efficiency
- Totaled 4 solo tackles, including 1 TFL, and 1 FR (forced by S Kyle Hamilton) at Cle. (10/27)...The FR led to a QB Lamar Jackson-to-WR Nelson Agholor 11-yard TD on the Ravens' ensuing drive
- Recorded a career-high 8 tackles (5 solo) and 1 TFL in the 41-31 win at TB (10/21)...Baltimore's defense limited the Buccaneers to a 1-of-3 (33.3%) red zone TD efficiency
- Posted 7 tackles (2 solo), 2 QBHs, 1 TFL and 1 PD in the 41-38 OT win at Cin. (10/6), contributing to a unit that limited Cincinnati to 71 rushing yards
- Posted 5 total tackles in the 35-10 win vs. Buf. (9/29)...Baltimore's defense held Buffalo to a season-low 236 total yards (81 rushing & 155 passing) and 3-of-13 (23.1%) on third down
- Recorded 4 tackles (2 solo) and 1 PD in the 28-25 win at Dal. (9/22), helping the defense limit the Cowboys to just 51 rushing yards
- Notched 5 tackles (3 solo) vs. LV (9/15)...Helped limit the Raiders to just 27 rushing yards, tied for the 12th fewest in Ravens single-game history
- Posted a career-high tying 5 tackles (2 solo), 1 PD and a half-sack in his first career start at KC (9/5)...Baltimore's defense limited the Chiefs to just 72 yards rushing and 1-of-3 (33%) in the red zone

TRENTON SIMPSON'S NFL REGULAR SEASON DEFENSIVE STATISTICS																											
DATE	TEAM	GP	GS	TACKLES								INTERCEPTIONS					FUMBLES				ST				MISC		
				TK	S	A	TFL	YDS	SK	YDS	QBH	NO	YDS	LG	TD	PD	FF	FR	TD	YDS	TK	S	A	FF	FR	S	A
2023	Ravens	15	0	7	5	2	2	11	1.0	6.0	1	0	0	0	0	0	0	1	0	10	6	5	1	0	0	0	0
2024	Ravens	17	13	70	38	32	5	21	1.5	13.0	6	0	0	0	0	4	0	1	0	0	3	2	1	0	0	0	0
NFL TOTALS		32	13	77	43	34	7	32	2.5	19.0	7	0	0	0	0	4	0	2	0	10	9	7	2	0	0	0	0

23 TRENTON SIMPSON

TRENTON SIMPSON'S NFL POSTSEASON DEFENSIVE STATISTICS

		TACKLES										INTERCEPTIONS						FUMBLES				ST					MISC	
DATE	TEAM	GP	GS	TK	S	A	TFL	YDS	SK	YDS	QBH	NO	YDS	LG	TD	PD	FF	FR	TD	YDS	TK	S	A	FF	FR	S	A	
2023	Ravens	2	0	0	0	0	0	0	0.0	0.0	0	0	0	0	0	0	0	0	0	0	1	0	1	0	0	0	0	
2024	Ravens	2	0	0	0	0	0	0	0.0	0.0	0	0	0	0	0	0	0	0	0	0	1	0	1	0	0	0	0	
NFL TOTALS		4	0	0	0	0	0	0	0.0	0.0	0	0	0	0	0	0	0	0	0	0	2	0	2	0	0	0	0	

TRENTON SIMPSON'S SINGLE-GAME HIGHS: DEFENSIVE			
Total Tackles	9 vs. Denver Broncos, Nov 03, 2024	Fumble Recoveries	1 at Cleveland Browns, Oct 27, 2024
Solo Tackles	7 vs. Denver Broncos, Nov 03, 2024		...1 more at 1.
Sacks	1.0 vs. Denver Broncos, Nov 03, 2024	Tackles For Loss	2 vs. Denver Broncos, Nov 03, 2024
	...1 more at 1.0.		...1 more at 2.
Passes Defensed	1 vs. Denver Broncos, Nov 03, 2024	Special Teams Tackles	2 vs. Philadelphia Eagles, Dec 01, 2024
	...3 more at 1.		...2 more at 2.

TRENTON SIMPSON'S SINGLE-GAME HIGHS - POSTSEASON: DEFENSIVE													
Special Teams Tackles							1 vs. Pittsburgh Steelers, Jan 11, 2025						
							...1 more at 1.						

TRENTON SIMPSON'S 2024 GXG REGULAR-SEASON STATISTICS (RAVENS)																														
			TACKLES								INTERCEPTIONS						FUMBLES				ST				MISC					
DATE	OPPONENT	P/S	TK	S	A	SK	YDS	TFL	YDS	QBH	NO	YDS	LG	TD	PD	FF	FR	TD	YDS	TK	S	A	FF	FR	S	A	W/L	SCORE		
09/05	at Chiefs	S	5	2	3	0.5	0.0	0	0	2	0	0	0	0	1	0	0	0	0	0	0	0	0	0	0	0	L	20-27		
09/15	Raiders	S	5	3	2	0.0	0.0	0	0	0	0	0	0	0	0	0	0	0	0	0	0	0	0	0	0	0	L	23-26		
09/22	at Cowboys	S	4	2	2	0.0	0.0	0	0	0	0	0	0	0	1	0	0	0	0	0	0	0	0	0	0	0	W	28-25		
09/29	Bills	S	5	0	5	0.0	0.0	0	0	0	0	0	0	0	0	0	0	0	0	0	0	0	0	0	0	0	W	35-10		
10/06	at Bengals	S	7	2	5	0.0	0.0	1	4	2	0	0	0	0	1	0	0	0	0	0	0	0	0	0	0	0	W	41-38+		
10/13	Commanders	S	4	3	1	0.0	0.0	0	0	0	0	0	0	0	0	0	0	0	0	0	0	0	0	0	0	0	W	30-23		
10/21	at Buccaneers	S	8	5	3	0.0	0.0	1	2	0	0	0	0	0	0	0	0	0	0	0	0	0	0	0	0	0	W	41-31		
10/27	at Browns	S	4	4	0	0.0	0.0	1	1	0	0	0	0	0	0	0	1	0	0	0	0	0	0	0	0	0	L	24-29		
11/03	Broncos	S	9	7	2	1.0	13.0	2	14	1	0	0	0	0	1	0	0	0	0	0	0	0	0	0	0	0	W	41-10		
11/07	Bengals	S	7	4	3	0.0	0.0	0	0	0	0	0	0	0	0	0	0	0	0	0	0	0	0	0	0	0	W	35-34		
11/17	at Steelers	S	6	2	4	0.0	0.0	0	0	0	0	0	0	0	0	0	0	0	0	1	0	1	0	0	0	0	L	16-18		
11/25	at Chargers	S	3	3	0	0.0	0.0	0	0	1	0	0	0	0	0	0	0	0	0	0	0	0	0	0	0	0	W	30-23		
12/01	Eagles	S	2	1	1	0.0	0.0	0	0	0	0	0	0	0	0	0	0	0	0	2	2	0	0	0	0	0	L	19-24		
12/15	at Giants	P	0	0	0	0.0	0.0	0	0	0	0	0	0	0	0	0	0	0	0	0	0	0	0	0	0	0	W	35-14		
12/21	Steelers	P	0	0	0	0.0	0.0	0	0	0	0	0	0	0	0	0	0	0	0	0	0	0	0	0	0	0	W	34-17		
12/25	at Texans	P	1	0	1	0.0	0.0	0	0	0	0	0	0	0	0	0	0	0	0	0	0	0	0	0	0	0	W	31-2		
01/04	Browns	P	0	0	0	0.0	0.0	0	0	0	0	0	0	0	0	0	0	0	0	0	0	0	0	0	0	0	W	35-10		
2024 TOTALS		17-13	70	38	32	1.5	13.0	5	21	6	0	0	0	0	4	0	1	0	0	3	2	1	0	0	0	0	0	12-5		
+ - Overtime																														

TRENTON SIMPSON'S 2024 GXG POSTSEASON STATISTICS (RAVENS)																											
DATE	OPPONENT	P/S	TACKLES							INTERCEPTIONS							FUMBLES				ST				MISC		
			TK	S	A	SK	YDS	TFL	YDS	QBH	NO	YDS	LG	TD	PD	FF	FR	TD	YDS	TK	S	A	FF	FR	S	A	W/L
01/11	Steelers	P	0	0	0	0.0	0.0	0	0	0	0	0	0	0	0	0	0	0	1	0	1	0	0	0	0	W	28-14
01/19	at Bills	P	0	0	0	0.0	0.0	0	0	0	0	0	0	0	0	0	0	0	0	0	0	0	0	0	0	L	25-27
2024 TOTALS		2-0	0	0	0	0.0	0.0	0	0	0	0	0	0	0	0	0	0	0	1	0	1	0	0	0	0	1-1	



18

WR

5-10 | 176

STEVEN SIMS

COLLEGE: KANSAS

AGE: 27 HOMETOWN: HOUSTON, TX

EXP. (NFL/RAVENS): 4/1

GP/GS (PLAYOFFS): 53/6 (4/0)



— KEY TRANSACTIONS —

- Claimed by the Baltimore Ravens on 12/23/24
- Waived by the Texans on 12/20/24
- Re-signed (one-year deal) with the Texans on 3/21/24
- Signed from the Texans' practice squad to the active roster on 1/16/24
- Activated from the practice squad (standard elevation) on 11/19/23 (vs. Ari.), 11/26/23 (vs. Jax.) and 12/17/23 (at Ten.)
- Signed to the Houston Texans' practice squad on 8/30/23
- Waived by the Texans on 8/29/23
- Signed with the Houston Texans on 3/24/23
- Signed a Reserve/Future contract with the Steelers on 1/19/22
- Activated from the practice squad (standard elevation) on 11/14/21 (vs. Det.)
- Signed to the Pittsburgh Steelers' practice squad on 9/2/21
- Waived by the Bills on 8/31/21
- Signed with the Buffalo Bills on 8/25/21
- Waived by Washington on 8/23/21
- Signed with Washington as an undrafted rookie free agent on 4/28/19

— CAREER HIGHLIGHTS —

- Saw action in three games for the Texans in 2023, recording 3 catches for 25 yards... Also added 4 PRs for 49 yards (12.3 avg.) and 3 KORs for 71 yards (23.7 avg.)... Appeared in the Texans' divisional playoff game against Bal. (1/20), tallying a 67-yard PR-TD, the first playoff PR-TD in Texans history and the NFL's first playoff PR-TD since 2010

- Played in 12 games (two starts) for Pittsburgh in 2022, tallying 14 receptions for 104 yards and 13 rushes for 70 yards... Added 17 KORs for 434 yards (25.5 avg.) and 19 PRs for 105 yards (5.5 avg.)... Recorded an 89-yard KOR vs. TB (10/16)
- Saw action in one game for the Steelers in 2021
- Appeared in 12 games (two starts) with Washington in 2020, totaling 27 receptions for 265 yards and 1 TD, while recording 24 PRs for 160 yards (6.7 avg.)... Made his playoff debut vs. TB (1/9), tallying 3 receptions for 33 yards and 1 TD
- Played in all 16 games (two starts) as a rookie for Washington in 2019, totaling 34 catches for 310 yards and 4 TDs, while also adding 85 rushing yards and 1 TD... Also contributed 32 KORs for 819 yards (25.6 avg.) and 1 TD... Finished second in the NFL in total KOR yards, while returning a league-high 32 kickoffs... Recorded his first-career TD on a 65-yard rush vs. NE (10/6)... Registered a 91-yard KOR-TD vs. Det. (11/24), the sixth-longest return in the NFL that season... Totaled 4 receiving TDs over the final three games of the season, tied for the most by a rookie over a three-game span in the franchise's history

— PERSONAL —

- Attended Travis (Houston, TX) HS, where he earned first-team All-District football honors during his senior year
- Ranks No. 2 on Kansas' all-time list for receiving yards (2,582)
- His favorite video game is Call of Duty

— 2024 SEASON HIGHLIGHTS —

- Signed to Baltimore's roster on 12/23/24 after spending most of the year with Houston... Appeared in nine games (seven with Hou. & two with Bal.), registering 21 PRs for 122 yards (5.8 avg.) and 7 KORs for 195 yards (27.9 avg.)
- Made his Ravens debut, returning 2 punts for 7 yards and drawing a fair catch interference in the 31-2 win at Hou. (12/25)

STEVEN SIMS' NFL REGULAR SEASON RUSHING/RECEIVING STATISTICS

DATE	TEAM	GP	GS	RECEIVING					RUSHING				
				NO.	YDS.	AVG.	LG	TD	NO.	YDS.	AVG.	LG	TD
2019	Redskins	16	2	34	310	9.1	65	4	9	85	9.4	65t	1
2020	Football Team	12	2	27	265	9.8	30	1	1	18	18.0	18	0
2021	Steelers	1	0	0	0	0.0	0	0	0	0	0.0	0	0
2022	Steelers	12	2	14	104	7.4	28	0	13	70	5.4	22	0
2023	Texans	3	0	3	25	8.3	23	0	1	1	1.0	1	0
2024	Texans	7	0	0	0	0.0	0	0	1	0	0.0	0	0
Went from Houston to Baltimore.													
2024	Ravens	2	0	0	0	0.0	0	0	0	0	0.0	0	0
2024	TOTAL	9	0	0	0	0.0	0	0	1	0	0.0	0	0
NFL TOTALS		53	6	78	704	9.0	65	5	25	174	7.0	65T	1

18 STEVEN SIMS

STEVEN SIMS' NFL POSTSEASON RUSHING/RECEIVING STATISTICS

DATE	TEAM	GP	GS	RECEIVING					RUSHING				
				NO.	YDS.	AVG.	LG	TD	NO.	YDS.	AVG.	LG	TD
2020	Football Team	1	0	3	33	11.0	12	1	1	4	4.0	4	0
2021	Steelers	0	0	0	0	0.0	0	0	0	0	0.0	0	0
2023	Texans	1	0	0	0	0.0	0	0	0	0	0.0	0	0
2024	Ravens	2	0	1	4	4.0	4	0	1	15	15.0	15	0
NFL TOTALS		4	0	4	37	9.3	12	1	2	19	9.5	15	0

STEVEN SIMS' NFL REGULAR SEASON RETURN STATISTICS

KICKOFF RETURNS							PUNT RETURNS					
DATE	TEAM	RET.	YDS.	AVG.	LG	TD	NO.	FC	YDS.	AVG.	LG	TD
2019	Redskins	32	819	25.6	91t	1	6	4	26	4.3	11	0
2020	Football Team	3	42	14.0	20	0	24	19	160	6.7	22	0
2021	Steelers	0	0	0.0	0	0	0	0	0	0.0	0	0
2022	Steelers	17	434	25.5	89	0	19	13	105	5.5	24	0
2023	Texans	3	71	23.7	29	0	4	4	49	12.3	18	0
2024	Texans	7	195	27.9	37	0	16	8	99	6.2	19	0
Went from Houston to Baltimore.												
2024	Ravens	0	0	0.0	0	0	5	0	23	4.6	8	0
2024	TOTAL	7	195	27.9	37	0	21	8	122	5.8	19	0
NFL TOTALS		62	1,561	25.2	91T	1	74	48	462	6.2	24	0

STEVEN SIMS' NFL POSTSEASON RETURN STATISTICS

KICKOFF RETURNS							PUNT RETURNS					
DATE	TEAM	RET.	YDS.	AVG.	LG	TD	NO.	FC	YDS.	AVG.	LG	TD
2020	Football Team	0	0	0.0	0	0	0	1	0	0.0	0	0
2021	Steelers	0	0	0.0	0	0	0	0	0	0.0	0	0
2023	Texans	2	52	26.0	30	0	1	1	67	67.0	67t	1
2024	Ravens	0	0	0.0	0	0	2	3	20	10.0	16	0
NFL TOTALS		2	52	26.0	30	0	3	5	87	29.0	67T	1

STEVEN SIMS' SINGLE-GAME HIGHS: RUSHING/RECEIVING

Rush Attempts

3 at Atlanta Falcons, Dec 04, 2022
...1 more at 3.

Rushing Yards

65 vs. New England Patriots, Oct 06, 2019

Longest Runs

65t vs. New England Patriots, Oct 06, 2019

Rushing TDs

1 vs. New England Patriots, Oct 06, 2019

Receptions

6 vs. New York Giants, Dec 22, 2019

Receiving Yards

81 at Dallas Cowboys, Dec 29, 2019

Receiving Average

17.7 at Arizona Cardinals, Sep 20, 2020

Longest Receptions

65 at Dallas Cowboys, Dec 29, 2019

Receiving TDs

2 vs. New York Giants, Dec 22, 2019

All-Purpose Yards

167 vs. Cincinnati Bengals, Nov 20, 2022

Kickoff Returns

7 vs. Cincinnati Bengals, Nov 20, 2022

Kickoff Return Yards

154 vs. Cincinnati Bengals, Nov 20, 2022

Longest Kickoff Return

Kickoff Return TDs

Fair Catches

Punt Return Yards

Longest Punt Return

Punt Returns

Punt Return Average

Kickoff Return Average

Most TDs

Miscellaneous Tackles

Scrimmage Yards

91t vs. Detroit Lions, Nov 24, 2019

1 vs. Detroit Lions, Nov 24, 2019

5 at San Francisco 49ers, Dec 13, 2020

43 vs. Detroit Lions, Nov 10, 2024

24 vs. Tampa Bay Buccaneers, Oct 16, 2022

5 vs. Philadelphia Eagles, Sep 13, 2020

14.3 vs. Detroit Lions, Nov 10, 2024

37.3 vs. Tampa Bay Buccaneers, Oct 16, 2022

2 vs. New York Giants, Dec 22, 2019

1 vs. Carolina Panthers, Dec 27, 2020

75 at Dallas Cowboys, Dec 29, 2019

STEVEN SIMS' SINGLE-GAME HIGHS - POSTSEASON: RUSHING/RECEIVING

Rush Attempts

1 vs. Tampa Bay Buccaneers, Jan 09, 2021

Rushing Yards

15 vs. Pittsburgh Steelers, Jan 11, 2025

Longest Runs

15 vs. Pittsburgh Steelers, Jan 11, 2025

Receptions

3 vs. Tampa Bay Buccaneers, Jan 09, 2021

Receiving Yards

33 vs. Tampa Bay Buccaneers, Jan 09, 2021

Receiving Average

11.0 vs. Tampa Bay Buccaneers, Jan 09, 2021

Longest Receptions

12 vs. Tampa Bay Buccaneers, Jan 09, 2021

Receiving TDs

1 vs. Tampa Bay Buccaneers, Jan 09, 2021

All-Purpose Yards

119 at Baltimore Ravens, Jan 20, 2024

Kickoff Returns

2 at Baltimore Ravens, Jan 20, 2024

Kickoff Return Yards

52 at Baltimore Ravens, Jan 20, 2024

Longest Kickoff Return

30 at Baltimore Ravens, Jan 20, 2024

Fair Catches

2 vs. Pittsburgh Steelers, Jan 11, 2025

Punt Return Yards

67 at Baltimore Ravens, Jan 20, 2024

Longest Punt Return

67t at Baltimore Ravens, Jan 20, 2024

Punt Returns

1 at Buffalo Bills, Jan 19, 2025

...2 more at 1.

Punt Return TDs

1 at Baltimore Ravens, Jan 20, 2024

Most TDs

1 at Baltimore Ravens, Jan 20, 2024

...1 more at 1.

Scrimmage Yards

37 vs. Tampa Bay Buccaneers, Jan 09, 2021

18 STEVEN SIMS

STEVEN SIMS' 2024 GXG REGULAR-SEASON STATISTICS (TEXANS/RAVENS)

DATE	OPPONENT	P/S	RECEIVING					RUSHING					W/L	SCORE
			NO.	YDS.	AVG.	LG	TD	NO.	YDS.	AVG.	LG	TD		
09/08	at Colts	P	0	0	0.0	0	0	0	0	0.0	0	0	W	29-27
09/15	Bears	P	0	0	0.0	0	0	0	0	0.0	0	0	W	19-13
09/22	at Vikings	P	0	0	0.0	0	0	0	0	0.0	0	0	L	7-34
09/29	Jaguars	P	0	0	0.0	0	0	1	0	0.0	0	0	W	24-20
10/06	Bills												W	23-20
10/13	at Patriots	P	0	0	0.0	0	0	0	0	0.0	0	0	W	41-21
10/20	at Packers												L	22-24
10/27	Colts												W	23-20
10/31	at Jets	P	0	0	0.0	0	0	0	0	0.0	0	0	L	13-21
11/10	Lions	P	0	0	0.0	0	0	0	0	0.0	0	0	L	23-26
11/18	at Cowboys												W	34-10
11/24	Titans												L	27-32
12/01	at Jaguars												W	23-20
12/15	Dolphins												W	20-12
12/21	at Chiefs												L	19-27
12/25	at Texans	P	0	0	0.0	0	0	0	0	0.0	0	0	W	31-2
01/04	Browns	P	0	0	0.0	0	0	0	0	0.0	0	0	W	35-10
2024 TOTALS			9-0	0	0.0	0	0	1	0	0.0	0	0	11-6	

STEVEN SIMS' 2024 GXG POSTSEASON STATISTICS (RAVENS)

DATE	OPPONENT	P/S	RECEIVING					RUSHING					W/L	SCORE
			NO.	YDS.	AVG.	LG	TD	NO.	YDS.	AVG.	LG	TD		
01/11	Steelers	P	0	0	0.0	0	0	1	15	15.0	15	0	W	28-14
01/19	at Bills	P	1	4	4.0	4	0	0	0	0.0	0	0	L	25-27
2024 TOTALS			2-0	1	4.0	4	0	1	15	15.0	15	0	1-1	

**O****ILB****6-1 | 230****ROQUAN SMITH****COLLEGE: GEORGIA****AGE: 27 HOMETOWN: MONTEZUMA, GA****EXP. (NFL/RAVENS): 7/3****GP/GS (PLAYOFFS): 110/108 (6/6)**

— KEY TRANSACTIONS —

- Signed a five-year contract extension (through 2027) with the Ravens on 1/11/23
- Acquired by the Ravens from the Chicago Bears on 11/1/22 in exchange for ILB A.J. Klein and 2023 second- and fifth-round selections
- Placed on Injured Reserve (pectoral) on 12/8/19
- Originally selected by the Chicago Bears in the first round (8th overall) of the 2018 NFL Draft

— HONORS —

- Three-time *Associated Press* first-team All-Pro (2022-24)
- Two-time *Associated Press* second-team All-Pro (2020-21)
- Three-time Pro Bowler (2022-24)
- NFLPA first-team All-Pro (2022)
- Three-time *PFWA* All-AFC Team (2022-24)
- *Sporting News* All-Pro Team (2024)
- Butkus Award recipient, as the NFL's top LB (2022)
- Ravens team MVP, as voted on by the local media (2022)
- AFC Defensive Player of the Month (Dec.-Jan. 2022)
- Two-time Ravens Walter Payton Man of the Year Nominee (2023-24)
- Art Rooney Sportsmanship Award nominee (2021)
- Ed Block Courage Award winner (2020)

— CAREER HIGHLIGHTS —

- Became the youngest player (age 27) in NFL history to reach 1,000 career tackles, while also becoming the sixth NFL player to record four or more seasons with 150-plus tackles
- Started in all 16 games in which he appeared in 2024, recording a team-high 154 tackles (81 solo), 4 TFL, 1.5 sacks, 1 INT, 4 PD, 1 FF and 1 FR, en route to his third-consecutive Pro Bowl nod... At age 27, he became the youngest player in NFL history to reach 1,000 career tackles, while also becoming the sixth player in league history to record four or more seasons with at least 150 tackles... Helped Baltimore's defense rank No. 1 against the run (80.1 ypg), No. 2 in sacks (54) and No. 5 (tied) in yards per play allowed (5.2)
- Started all 16 games in which he appeared for Baltimore in 2023, recording a team-high 158 tackles, 5 TFL, 1.5 sacks, 5 QBHs, 1 INT, 1 FF and 8 PD, en route to his second-career Pro Bowl nod and first-team All-Pro honors... Became just the third NFL player to register at least 100 tackles and 1 INT in each of the first six seasons of a career... Teamed up with ILB Patrick Queen (133) to become the first duo in Ravens history to post 130+ tackles each in a season... Helped the Ravens' defense become the first unit in NFL history to lead the league in scoring (16.5), sacks (60) and takeaways (31)

- In 2022, started the final nine contests for Baltimore after being acquired via trade on 11/1, registering 86 tackles, 7 TFL, 2 sacks and 1 INT, en route to his first-career Pro Bowl nod and a first-team All-Pro selection... Helped Baltimore's defense rank in the Top 5 in four categories: No. 3 in scoring (18.5 ppg), No. 3 in red zone TD% (46.4), No. 3 in rushing (92.1 ypg) and No. 4 in third-down efficiency (34.9%)... Finished with 169 total tackles on the season between Baltimore (86) and Chicago (83), ranking as the NFL's third most, becoming the first player since at least 2000 to record 75+ tackles with multiple teams
- Became the first player since Hall of Famer Ray Lewis (1996-2000) with at least 100 tackles, 2 sacks and 1 INT in each of the first five years of a career (2018-22)... Is also the first player since Lewis (2000-01) with at least 300 tackles and 30 TFL in a two-year span (2020-21)
- Since his 2018 NFL arrival, Smith led a Bears' defensive unit that ranked No. 3 overall (328.3 ypg), No. 4 against the pass (212.8 ypg) and No. 4 in scoring (21.1 ppg)
- Started all 17 games in 2021, totaling 163 tackles (95 solo), 12 TFL, 3 sacks and his first-career pick-6 (53 yards), en route to earning second-team All-Pro honors... Led a defense that finished as the NFL's sixth overall unit (316.7 ypg)
- Started all 16 contests in 2020, posting 139 tackles (98 solo), including a career-high 18 TFL, while adding 4 sacks, 7 PD, 2 INTs, 1 FF and 1 FR, en route to garnering second-team All-Pro honors... Finished as the season's only NFL defender to record at least 100 tackles and 10 TFL with multiple sacks and multiple INTs... His 18 TFL were also the NFL's second most, trailing only T.J. Watt (23)
- In 2019, started all 12 games in which he appeared, posting 100 tackles (65 solo), 5 TFL, 2 sacks, 2 PD and 1 INT for the No. 9 rush (102.0 ypg) and pass defense (221.9 ypg)
- Appeared in all 16 games (14 starts) as a rookie in 2018, tallying 121 tackles (89 solo), 8 TFL, a career-high 5 sacks, 5 PD and 1 INT for a Chicago defense that ranked No. 1 against the run (80.0 ypg) and No. 7 against the pass (219.7 ypg)... Is one of seven players in NFL history to record at least 100 tackles and 5 sacks in a rookie campaign (Shaquille Leonard – 2018; David Harris – 2007; Brian Urlacher – 2000; Duane Bickett – 1985; Reggie White – 1985 & Ricky Jackson – 1981)... Also appeared in the Wild Card Playoff vs. Phi. (1/6/19), totaling a team-high 7 tackles (6 solo) and 1 INT

— PERSONAL —

- Is an avid world traveler, whose recent adventures include Peru, Japan and Europe
- Is part of an ownership group, including NBA All-Star Jimmy Butler and singer-songwriter Chase Rice, for the Chicago music venue and restaurant "Welcome to the Farm"

0 ROQUAN SMITH

- Took flight with Blue Angel #7, LCDR Thomas Zimmerman, a Baltimore native, during a visit to NAS Pensacola, FL
- Accepted a job with a well-drilling and water-pumping crew in an effort to earn money before going off to college
- Has exceptionally neat handwriting, especially in cursive, often leaving people skeptical that it's actually his

— 2024 SEASON HIGHLIGHTS —

- Started in all 16 games in which he appeared, recording a team-high 154 tackles (81 solo), 4 TFL, 1.5 sacks, 1 INT, 4 PD, 1 FF and 1 FR, en route to his third-consecutive Pro Bowl nod...At age 27, he became the youngest player in NFL history to reach 1,000 career tackles, while also becoming the sixth player in league history to record four or more seasons with at least 150 tackles...Helped Baltimore's defense rank No. 1 against the run (80.1 ypg), No. 2 in sacks (54) and No. 5 (tied) in yards per play allowed (5.2)
- Logged 8 tackles (3 solo) in the Divisional Playoff at Buf. (1/19/25), helping limit the Bills to 126 passing yards
- Totaled 5 tackles (3 solo) in the 28-14 Wild Card win vs. Pit. (1/11/25), helping limit the Steelers to just 29 rushing yards – the third fewest ever allowed by the Ravens in a postseason game
- Tallied a game-high 10 tackles in the 35-10 win vs. Cle. (1/4), helping limit the Browns to just 230 total yards (56 rushing & 183 passing) and 4-of-12 (33%) on third down...Became the youngest player in NFL history (27 years old) to reach 1,000 career tackles
- Recorded a team-high 8 tackles (7 solo), including a third-quarter sack (0 yards), in the 31-2 win at Hou. (12/25)...Baltimore's defense shut out the Texans, limiting them to just 211 total yards (58 rushing & 153 passing) and 4-of-15 (26.7%) on third down
- Recorded a game-high 10 tackles (5 solo) in the 34-17 win vs. Pit. (12/21), helping the defense limit the Steelers to 198 passing yards and 4-of-10 (40%) on third down

- Posted a team-high 11 tackles (2 solo), including a half-sack (CB Marlon Humphrey), vs. Phi. (12/1), marking his 50th career double-digit tackle game
- Logged a game-high 13 tackles (8 solo), including 2 TFL, at Pit. (11/17), helping the defense limit the Steelers to 4-of-16 (25%) on third down and 0-of-4 (0%) in red zone TD efficiency
- Registered a game-high 12 tackles (6 solo) and 1 FR (forced by CB Marlon Humphrey), which led to a Ravens' TD on the ensuing offensive possession, in the 35-34 win vs. Cin. (11/7)
- Tallied a game-high 18 tackles (11 solo) and 1 FF in the 41-31 win at TB (10/21), marking his seventh-career game with at least 15 tackles...Baltimore's defense limited the Buccaneers to a 1-of-3 (33.3%) red zone TD efficiency
- Notched 7 tackles (5 solo) in the 30-23 victory vs. Was. (10/13), contributing to a unit that limited the Commanders to 52 rushing yards and 4-of-12 (33.3%) on third down
- Collected a game-high 14 tackles (7 solo) in the 41-38 OT win at Cin. (10/6), contributing to a unit that limited Cincinnati to 71 rushing yards
- Tallied 6 tackles (2 solo) in the 35-10 win vs. Buf. (9/29)...Baltimore's defense held Buffalo to a season-low 236 total yards (81 rushing & 155 passing) and 3-of-13 (23.1%) on third down
- Tallied 11 tackles (7 solo) and 1 PD in the 28-25 win at Dal. (9/22), marking the 45th double-digit tackle performance of his career, which surpassed LB Luke Kuechly for the most such outings in a player's first seven seasons of a post-2000 career
- Posted a team-high 11 tackles (4 solo) and 1 PD vs. LV (9/15), helping limit the Raiders to the 12th-fewest rushing yards (27, tied) in Ravens single-game history
- Posted a team-high 7 tackles (4 solo), 1 INT, 1 PD and 1 TFL at KC (9/5)...Became the 13th player in NFL history with at least 20 sacks and 10 INTs within the first 100 appearances in a career, reaching the mark in his 95th career game

ROQUAN SMITH'S NFL REGULAR SEASON DEFENSIVE STATISTICS

		TACKLES										INTERCEPTIONS					FUMBLES				ST				MISC		
DATE	TEAM	GP	GS	TK	S	A	TFL	YDS	SK	YDS	QBH	NO	YDS	LG	TD	PD	FF	FR	TD	YDS	TK	S	A	FF	FR	S	A
2018	Bears	16	14	121	89	32	8	44	5.0	37.0	5	1	22	22	0	5	0	0	0	0	0	0	0	0	0	0	0
2019	Bears	12	12	100	65	35	5	29	2.0	21.0	2	1	0	0	0	2	0	0	0	0	1	1	0	0	0	0	0
2020	Bears	16	16	139	98	41	18	58	4.0	32.0	6	2	16	11	0	7	1	1	0	0	0	0	0	0	0	0	0
2021	Bears	17	17	163	95	68	12	45	3.0	25.0	4	1	53	53t	1	3	0	0	0	0	0	0	0	0	0	0	0
2022	Bears	8	8	83	52	31	4	18	2.5	14.5	3	2	22	18	0	3	0	0	0	0	0	0	0	0	0	0	0
Went from Chicago to Baltimore.																											
2022	Ravens	9	9	86	51	35	7	11	2.0	8.0	1	1	19	19	0	3	0	0	0	0	0	0	0	0	0	0	0
2022	TOTAL	17	17	169	103	66	11	29	4.5	22.5	4	3	41	19	0	6	0	0	0	0	0	0	0	0	0	0	0
2023	Ravens	16	16	158	84	74	5	19	1.5	12.0	5	1	30	30	0	8	1	0	0	0	0	0	0	0	0	0	0
2024	Ravens	16	16	154	81	73	4	5	1.5	3.0	3	1	0	0	0	4	1	1	0	0	0	0	0	0	0	0	0
NFL TOTALS		110	108	1004	615	389	63	229	21.5	152.5	29	10	162	53T	1	35	3	2	0	0	1	1	0	0	0	0	0

0 ROQUAN SMITH

ROQUAN SMITH'S NFL POSTSEASON DEFENSIVE STATISTICS

		TACKLES										INTERCEPTIONS					FUMBLES				ST					MISC		
DATE	TEAM	GP	GS	TK	S	A	TFL	YDS	SK	YDS	QBH	NO	YDS	LG	TD	PD	FF	FR	TD	YDS	TK	S	A	FF	FR	S	A	
2018	Bears	1	1	7	6	1	0	0	0.0	0.0	0	1	0	0	0	1	0	0	0	0	0	0	0	0	0	0	0	0
2020	Bears	0	0	0	0	0	0	0	0.0	0.0	0	0	0	0	0	0	0	0	0	0	0	0	0	0	0	0	0	0
2022	Ravens	1	1	8	3	5	0	0	0.0	0.0	0	0	0	0	0	0	0	0	0	0	0	0	0	0	0	0	0	0
2023	Ravens	2	2	23	10	13	2	8	0.0	0.0	1	0	0	0	0	0	0	0	0	0	0	0	0	0	0	0	0	0
2024	Ravens	2	2	13	6	7	0	0	0.0	0.0	0	0	0	0	0	0	0	0	0	0	0	0	0	0	0	0	0	0
NFL TOTALS		6	6	51	25	26	2	8	0.0	0.0	1	1	0	0	0	1	0	0	0	0	0	0	0	0	0	0	0	0

ROQUAN SMITH'S SINGLE-GAME HIGHS: DEFENSIVE

Total Tackles	21 vs. Cleveland Browns, Nov 12, 2023	Fumble Recoveries	1 vs. Cincinnati Bengals, Nov 07, 2024
Solo Tackles	14 vs. Cleveland Browns, Nov 12, 2023		...1 more at 1.
Sacks	2.0 vs. Houston Texans, Dec 13, 2020	Tackles For Loss	3 vs. Minnesota Vikings, Nov 16, 2020
	...1 more at 2.0.		...1 more at 3.
Passes Defensed	2 vs. Miami Dolphins, Dec 31, 2023	Interceptions	2 at Jacksonville Jaguars, Dec 27, 2020
	...5 more at 2.	Interception Return Yards	53 vs. Cincinnati Bengals, Sep 19, 2021
Forced Fumbles	1 at Los Angeles Chargers, Nov 26, 2023	Special Teams Tackles	1 vs. New Orleans Saints, Oct 20, 2019
	...1 more at 1.		

ROQUAN SMITH'S SINGLE-GAME HIGHS - POSTSEASON: DEFENSIVE

Total Tackles	16 vs. Kansas City Chiefs, Jan 28, 2024	Tackles For Loss	2 vs. Houston Texans, Jan 20, 2024
Solo Tackles	6 vs. Philadelphia Eagles, Jan 06, 2019	Interceptions	1 vs. Philadelphia Eagles, Jan 06, 2019
Passes Defensed	1 vs. Philadelphia Eagles, Jan 06, 2019		

ROQUAN SMITH'S 2024 GXG REGULAR-SEASON STATISTICS (RAVENS)

			TACKLES							INTERCEPTIONS					FUMBLES				ST				MISC						
DATE	OPPONENT	P/S	TK	S	A	SK	YDS	TFL	YDS	QBH	NO	YDS	LG	TD	PD	FF	FR	TD	YDS	TK	S	A	FF	FR	S	A	W/L	SCORE	
09/05	at Chiefs	S	7	4	3	0.0	0.0	1	2	0	1	0	0	0	1	0	0	0	0	0	0	0	0	0	0	0	L	20-27	
09/15	Raiders	S	11	4	7	0.0	0.0	0	0	0	0	0	0	0	1	0	0	0	0	0	0	0	0	0	0	0	L	23-26	
09/22	at Cowboys	S	11	7	4	0.0	0.0	0	0	0	0	0	0	0	1	0	0	0	0	0	0	0	0	0	0	0	W	28-25	
09/29	Bills	S	6	2	4	0.0	0.0	0	0	0	0	0	0	0	0	0	0	0	0	0	0	0	0	0	0	0	W	35-10	
10/06	at Bengals	S	14	7	7	0.0	0.0	0	0	0	0	0	0	0	0	0	0	0	0	0	0	0	0	0	0	0	W	41-38+	
10/13	Commanders	S	7	5	2	0.0	0.0	0	0	0	0	0	0	0	0	0	0	0	0	0	0	0	0	0	0	0	W	30-23	
10/21	at Buccaneers	S	18	11	7	0.0	0.0	0	0	0	0	0	0	0	0	1	0	0	0	0	0	0	0	0	0	0	W	41-31	
10/27	at Browns	S	8	5	3	0.0	0.0	0	0	0	0	0	0	0	0	0	0	0	0	0	0	0	0	0	0	0	L	24-29	
11/03	Broncos	S	3	2	1	0.0	0.0	0	0	0	0	0	0	0	0	0	0	0	0	0	0	0	0	0	0	0	W	41-10	
11/07	Bengals	S	12	6	6	0.0	0.0	0	0	1	0	0	0	0	0	0	1	0	0	0	0	0	0	0	0	0	W	35-34	
11/17	at Steelers	S	13	8	5	0.0	0.0	2	2	0	0	0	0	0	0	0	0	0	0	0	0	0	0	0	0	0	L	16-18	
11/25	at Chargers		ON INACTIVE LIST																							W	30-23		
12/01	Eagles	S	11	2	9	0.5	3.0	0	0	1	0	0	0	0	0	0	0	0	0	0	0	0	0	0	0	0	L	19-24	
12/15	at Giants	S	5	3	2	0.0	0.0	0	0	1	0	0	0	0	1	0	0	0	0	0	0	0	0	0	0	0	W	35-14	
12/21	Steelers	S	10	5	5	0.0	0.0	0	0	0	0	0	0	0	0	0	0	0	0	0	0	0	0	0	0	0	W	34-17	
12/25	at Texans	S	8	7	1	1.0	0.0	1	1	0	0	0	0	0	0	0	0	0	0	0	0	0	0	0	0	0	W	31-2	
01/04	Browns	S	10	3	7	0.0	0.0	0	0	0	0	0	0	0	0	0	0	0	0	0	0	0	0	0	0	0	W	35-10	
2024 TOTALS		16-16	154	81	73	1.5	3.0	4	5	3	1	0	0	0	4	1	1	0	0	0	0	0	0	0	0	0	0	12-5	
+ - Overtime																													

+ - Overtime

ROQUAN SMITH'S 2024 GXG POSTSEASON STATISTICS (RAVENS)

DATE	OPPONENT	P/S	TACKLES							INTERCEPTIONS					FUMBLES				ST					MISC		W/L	SCORE
			TK	S	A	SK	YDS	TFL	YDS	QBH	NO	YDS	LG	TD	PD	FF	FR	TD	YDS	TK	S	A	FF	FR	S	A	
01/11	Steelers	S	5	3	2	0.0	0.0	0	0	0	0	0	0	0	0	0	0	0	0	0	0	0	0	0	0	W	28-14
01/19	at Bills	S	8	3	5	0.0	0.0	0	0	0	0	0	0	0	0	0	0	0	0	0	0	0	0	0	0	L	25-27
2024 TOTALS		2-2	13	6	7	0.0	0.0	0	0	0	0	0	0	0	0	0	0	0	0	0	0	0	0	0	0	1-1	



79

T

6-6 | 310



RONNIE STANLEY

COLLEGE: NOTRE DAME

AGE: 30 HOMETOWN: LAS VEGAS, NV

EXP. (NFL/RAVENS): 9/9

GP/GS (PLAYOFFS): 104/104 (7/7)



— KEY TRANSACTIONS —

- Placed on Injured Reserve (ankle) on 10/19/21
- Placed on Injured Reserve (ankle) on 11/3/20
- Signed a five-year contract extension (through 2026) with the Ravens on 10/30/20
- Was selected by the Ravens in the first round (sixth overall) of the 2016 NFL Draft

— HONORS —

- *Associated Press* first-team All-Pro (2019)
- Two-time Pro Bowler (2019, 2024)
- PFWA All-NFL and All-AFC (2019)

— CAREER HIGHLIGHTS —

- Started 13 games at LT for the Ravens in 2023, helping block for the NFL's No. 1 rushing offense (156.6 ypg) and No. 4 scoring offense (28.4 ppg)...The ground game eclipsed 100 yards in all 17 contests, while also setting a single-season franchise record with 26 rushing TDs
- Started all 11 games in which he saw action in 2022, helping block for the NFL's No. 2 rush offense (160.2 ypg), which produced the league's most rushes (88) of 10+ yards and most games (12) with 150+ rushing yards
- Helped block for a Ravens rushing attack that topped 100 rushing yards in 43 consecutive games (2018-21), tying for the longest streak of its kind in NFL history (Pit. – 1974-77)
- In 2020, started in six games, before being placed on Injured Reserve (ankle) on 11/3/20...Helped block for the NFL's No. 1 rushing attack (191.9 ypg), which produced the third-most yards (3,071) ever in a 16-game NFL season...Baltimore owned the seventh-best scoring offense (29.3 ppg) and fourth-best third-down offense (48.8%)...The Ravens also tallied a then-franchise-record 24 rushing TDs
- In 2019, helped Baltimore set an NFL record for single-season rushing yards (3,296) and produce the NFL's No. 1 scoring offense (33.2 ppg)
- In 2019, assisted the Ravens in becoming the first team ever to average at least 200 rushing (206.0) and 200 net passing (201.6) yards per game in a season
- Blocked for NFL MVP QB Lamar Jackson, who produced one of the greatest seasons ever by a QB in 2019...Jackson threw an NFL-high 36 TDs (franchise record) and posted 1,206 rushing yards, the most by a QB in single-season history
- In 2019, helped the Ravens set new single-season franchise records for total TDs (64), points (531), rushing yards (3,296) and total net yards (6,521)
- In 2018, helped Baltimore produce the NFL's No. 2 rushing attack - 2,441 yards (152.6 ypg)

- Baltimore also tallied a then-single-season team-record 5,999 total yards and permitted the NFL's sixth-fewest sacks (32, tied Panthers) in 2018
- In 2017, helped the Ravens produce the NFL's ninth-ranked scoring attack (24.7 ppg)...Over the last nine games of the season, Baltimore averaged the league's second-most points per contest (29.4)
- Started 12 games at LT as a rookie in 2016, helping QB Joe Flacco post a team-record 4,317 passing yards

— PERSONAL —

- Created The Ronnie Stanley Foundation in 2021...The organization aims to improve the quality of life for rescue dogs, provide training that cultivates therapeutic properties, and then match each rescue with an individual who has faced a challenge in life, such as a chronic illness or emotional trauma
- An avid soccer fan, Stanley visited Russia to attend the 2018 World Cup during the offseason
- Stanley is 50% Tongan, (his mother, Julie, was born in Tonga), and in 2015, he earned the Polynesian Player of the Year Award, awarded annually by the Polynesian Football Hall of Fame
- Is an advocate of pet adoption and supporting animal shelters...Went to the Baltimore BARCS Animal Shelter, where he adopted a pit bull (named Lola) in 2016 and then a pit mix (named Rico) in 2017
- Attended Bishop Gorman (Las Vegas, NV) HS with former Orioles outfielder Joey Rickard

— 2024 SEASON HIGHLIGHTS —

- Started at LT in all 17 games, blocking for an offense that ranked No. 1 in the NFL in yards per game (424.9), yards per play (6.8 – third-best single-season mark in NFL history) and red zone efficiency (74.2%) and No. 3 in points per game (30.5), while setting a franchise single-season record with 7,224 net yards...Baltimore's rushing attack also averaged an NFL-best 187.6 yards per game and 5.8 yards per carry (best figure in single-season NFL history)
- Started at LT, helping block for an offense that totaled 464 yards (third most in franchise playoff history), including a franchise playoff-record 299 rushing yards, in the 28-14 Wild Card win vs. Pit. (1/11/25)...The Ravens were 10-of-15 (66.7%) on third down, marking the franchise's best single-game playoff figure ever
- Started at LT, helping block for an offense that totaled 437 yards (217 passing & 220 rushing) and 4 TDs in the 35-10 win vs. Cle. (1/4)...Baltimore's rushing attack averaged 6.3 yards per carry, marking their 14th time recording at least 5.0 yards per carry in a game this season, a new franchise record

79 RONNIE STANLEY

- Started at LT, blocking for an offense that totaled 432 yards (181 passing & 251 rushing) and scored a TD on all three red zone drives in the 31-2 win at Hou. (12/25)...Helped Baltimore reach over 400 yards of total offense for a franchise-record ninth time on the season...Baltimore also averaged at least 7 yards per play for the seventh time on the season, tying (SF in 2023 and NO in 2011) for the most-such games in NFL single-season history
- Started at LT, blocking for an offense that totaled 418 yards (198 passing & 220 rushing) in the 34-17 win vs. Pit. (12/21)...Helped Baltimore become the first team in NFL history to register at least 3,500 passing yards and 2,500 rushing yards through the first 15 games of a season...The Ravens tallied at least 30 points for a franchise-record ninth time on the season
- Started at LT, helping block for an offense that totaled 445 yards (275 passing & 170 rushing) and 5 TDs in the 35-14 win at NYG (12/15)...Baltimore converted on 9-of-11 third-down attempts, marking a season-best 81.8% success rate
- Blocked for an offense that totaled 30 points and 389 yards (177 passing & 212 rushing), while reaching the end zone on 2-of-2 red zone opportunities and moving the chains on 8-of-15 (53%) third downs and 3-of-3 (100%) fourth-and-1 attempts, in the MNF win at LAC (11/25)
- Started at LT, blocking for an offense that tallied 5 TDs in the 41-10 win vs. Den. (11/3)...Baltimore's 14.2 yards gained per pass attempt (269 yards on 19 attempts) was the third-best mark in single-game franchise history...Helped QB Lamar Jackson set an NFL record with his fourth-career game with a perfect 158.3 passer rating (min. 15 attempts each game)
- Started at LT, blocking for an offense that totaled 508 yards (ninth-best single-game output in franchise history) and 5 TDs in the 41-31 win at TB (10/21)...Baltimore's 9.4 yards per play marked a franchise record...The Ravens also averaged 8.1 yards per rush, good for the third-highest mark in single-game franchise history
- Started at LT, helping block for an offense that totaled 484 yards (308 passing & 176 rushing) and 3 TDs in the 30-23 win vs. Was. (10/13)...Baltimore registered an NFL-record sixth-straight game with at least 150 yards and 1 TD each through the air and on the ground
- Started at LT, helping block for an offense that totaled 520 (345 passing & 175 rushing) yards, converted 10-of-15 (66.7%) third-down attempts and reached the end zone on 5-of-6 (83.3%) red zone drives, en route to the 41-38 OT win at Cin. (10/6)...Baltimore's 520 total yards marked the seventh most in franchise history...The Ravens also became the fifth team since 1980 with at least 1,000 rushing yards through their first five games of a season
- Started at LT, blocking for an offense that totaled 427 yards (271 rushing and 156 passing) and 5 TDs in the 35-10 win vs. Buf. (9/29)...Baltimore's 7.97 yards per carry ranked as the third-best mark in single-game franchise history (8.79 vs. NYG in 2022 and 8.37 vs. Cle. in 2003)
- Started at LT, helping block for an offense that totaled 456 yards (274 rushing and 182 passing) and 4 TDs in the 28-25 win at Dal. (9/22)...Baltimore's 274-yard rushing output marked the 10th-most rushing yards in single-game franchise history...Also contributed to a line that didn't permit a sack
- Started at LT, blocking for an offense that produced 452 total yards (185 rushing & 267 passing) and 5.8 yards per carry at KC (9/5)

RONNIE STANLEY'S NFL REGULAR SEASON STATISTICS

DATE	TEAM	GP	GS
2016	Ravens	12	12
2017	Ravens	15	15
2018	Ravens	15	15
2019	Ravens	14	14
2020	Ravens	6	6
2021	Ravens	1	1
2022	Ravens	11	11
2023	Ravens	13	13
2024	Ravens	17	17
NFL TOTALS		104	104

RONNIE STANLEY'S NFL POSTSEASON STATISTICS

DATE	TEAM	GP	GS
2018	Ravens	1	1
2019	Ravens	1	1
2020	Ravens	0	0
2022	Ravens	1	1
2023	Ravens	2	2
2024	Ravens	2	2
NFL TOTALS		7	7

79 RONNIE STANLEY

RONNIE STANLEY'S 2024 GXG REGULAR-SEASON STATISTICS (RAVENS)

DATE	OPPONENT	P/S	W/L	SCORE
09/05	at Chiefs	S	L	20-27
09/15	Raiders	S	L	23-26
09/22	at Cowboys	S	W	28-25
09/29	Bills	S	W	35-10
10/06	at Bengals	S	W	41-38+
10/13	Commanders	S	W	30-23
10/21	at Buccaneers	S	W	41-31
10/27	at Browns	S	L	24-29
11/03	Broncos	S	W	41-10
11/07	Bengals	S	W	35-34
11/17	at Steelers	S	L	16-18
11/25	at Chargers	S	W	30-23
12/01	Eagles	S	L	19-24
12/15	at Giants	S	W	35-14
12/21	Steelers	S	W	34-17
12/25	at Texans	S	W	31-2
01/04	Browns	S	W	35-10
2024 TOTALS		17-17	12-5	

+ - Overtime

RONNIE STANLEY'S 2024 GXG POSTSEASON STATISTICS (RAVENS)

DATE	OPPONENT	P/S	W/L	SCORE
01/11	Steelers	S	W	28-14
01/19	at Bills	S	L	25-27
2024 TOTALS		2-2	1-1	



21

DB

6-1 | 215

BRANDON STEPHENS

COLLEGE: SOUTHERN METHODIST

AGE: 27 HOMETOWN: PLANO, TX

EXP. (NFL/RAVENS): 4/4 GP/GS (PLAYOFFS): 65/48 (4/4)



— KEY TRANSACTIONS —

- Brandon Stephens was selected by the Ravens in the third round (104th overall) of the 2021 NFL Draft...Was the second of two Ravens' draft picks (G Ben Cleveland, 94th overall) in the round

— CAREER HIGHLIGHTS —

- Started all 16 games in which he appeared with Baltimore in 2023, notching 71 tackles, 2 TFL, 2 INTs and 11 PD, while adding 3 special teams tackles...Helped the Ravens' defense become the first unit in NFL history to lead the league in scoring (16.5), sacks (60) and takeaways (31)
- Played in 17 games (11 starts) in his rookie campaign (2021), producing 74 tackles (46 solo), 1 TFL, 1 QBH and 4 PD for the NFL's No. 1 rush defense (84.5 ypg)...His 74 tackles are the most by a Ravens' rookie DB since Matt Elam had 76 in 2013, and they rank third overall by a rookie DB in franchise history

— PERSONAL —

- Enjoys cooking and playing the saxophone in his spare time
- Is interested in real estate and once interned for a Dallas-area real estate agency called The Blackman Group
- His sister, Chelsea, is a molecular geneticist
- His cousin, Alexis Hornbuckle, won an NCAA women's basketball title (Tennessee) and a WNBA title (Detroit Shock)

- Was an SMU teammate and friend of former Ravens WR James Proche II in 2019
- Graduated with a degree in liberal science from SMU

— 2024 SEASON HIGHLIGHTS —

- Started in all 17 games, recording 70 tackles (59 solo), including career-highs in TFL (3) and sacks (1.5), to go along with 10 PD...Helped Baltimore's defense rank No. 1 against the run (80.1 ypg), No. 2 in sacks (54) and No. 5 (tied) in yards per play allowed (5.2)
- Registered 2 tackles (1 solo), including his first-career full sack (-4 yards) in the 30-23 win at LAC (11/25), helping the defense limit the Chargers to 5-of-14 (35.7%) on third down
- Posted 5 tackles (3 solo), including a half-sack, and 2 PD at Pit. (11/17), helping the defense limit the Steelers to 4-of-16 (25%) on third down and 0-of-4 (0%) in red zone TD efficiency
- Logged 7 tackles (5 solo) in the 41-10 win vs. Den. (11/3), helping the defense limit Denver to a 1-of-4 (25%) red zone TD efficiency
- Registered 9 tackles (8 solo) in the 41-38 OT win at Cin. (10/6)...His 8 solo tackles tied a career-high, a mark that was achieved twice in 2023 (9/10 vs. Hou. & 9/24 vs. Ind.)

BRANDON STEPHENS' NFL REGULAR SEASON DEFENSIVE STATISTICS																												
DATE	TEAM	GP	GS	TACKLES								INTERCEPTIONS						FUMBLES				ST					MISC	
				TK	S	A	TFL	YDS	SK	YDS	QBH	NO	YDS	LG	TD	PD	FF	FR	TD	YDS	TK	S	A	FF	FR	S	A	
2021	Ravens	17	11	74	46	28	1	1	0.0	0.0	1	0	0	0	0	4	0	0	0	0	4	3	1	0	0	0	0	
2022	Ravens	15	4	36	30	6	0	0	0.5	3.0	1	0	0	0	0	7	0	0	0	0	1	1	0	0	0	0	0	
2023	Ravens	16	16	71	56	15	2	3	0.0	0.0	0	2	56	52	0	11	0	0	0	0	3	1	2	0	0	0	0	
2024	Ravens	17	17	70	59	11	3	6	1.5	4.0	2	0	0	0	0	10	0	0	0	0	0	0	0	0	0	0	0	
NFL TOTALS		65	48	251	191	60	6	10	2.0	7.0	4	2	56	52	0	32	0	0	0	0	8	5	3	0	0	0	0	

BRANDON STEPHENS' NFL POSTSEASON DEFENSIVE STATISTICS																												
DATE	TEAM	GP	GS	TACKLES								INTERCEPTIONS						FUMBLES				ST					MISC	
				TK	S	A	TFL	YDS	SK	YDS	QBH	NO	YDS	LG	TD	PD	FF	FR	TD	YDS	TK	S	A	FF	FR	S	A	
2022	Ravens	0	0	0	0	0	0	0	0.0	0.0	0	0	0	0	0	0	0	0	0	0	0	0	0	0	0	0	0	
2023	Ravens	2	2	12	8	4	0	0	0.0	0.0	0	0	0	0	0	0	0	0	0	0	0	0	0	0	0	0	0	
2024	Ravens	2	2	5	2	3	0	0	0.0	0.0	0	0	0	0	0	0	0	0	0	0	0	0	0	0	0	0	0	
NFL TOTALS		4	4	17	10	7	0	0	0.0	0.0	0	0	0	0	0	0	0	0	0	0	0	0	0	0	0	0	0	

21 BRANDON STEPHENS

BRANDON STEPHENS' SINGLE-GAME HIGHS: DEFENSIVE

Total Tackles	11 vs. Indianapolis Colts, Sep 24, 2023 ...1 more at 11.	Tackles For Loss	1 vs. Pittsburgh Steelers, Dec 21, 2024 ...5 more at 1.
Solo Tackles	8 at Cincinnati Bengals, Oct 06, 2024 ...2 more at 8.	Interceptions	1 at Arizona Cardinals, Oct 29, 2023 ...1 more at 1.
Sacks	1.0 at Los Angeles Chargers, Nov 25, 2024	Interception Return Yards	52 at Cleveland Browns, Oct 01, 2023
Passes Defensed	2 at Pittsburgh Steelers, Nov 17, 2024 ...5 more at 2.	Special Teams Tackles	2 vs. Kansas City Chiefs, Sep 19, 2021

BRANDON STEPHENS' SINGLE-GAME HIGHS - POSTSEASON: DEFENSIVE

Total Tackles	9 vs. Kansas City Chiefs, Jan 28, 2024	Solo Tackles	6 vs. Kansas City Chiefs, Jan 28, 2024
----------------------	--	---------------------	--

BRANDON STEPHENS' 2024 GXG REGULAR-SEASON STATISTICS (RAVENS)

			TACKLES							INTERCEPTIONS							FUMBLES				ST				MISC			
DATE	OPPONENT	P/S	TK	S	A	SK	YDS	TFL	YDS	QBH	NO	YDS	LG	TD	PD	FF	FR	TD	YDS	TK	S	A	FF	FR	S	A	W/L	SCORE
09/05	at Chiefs	S	4	4	0	0.0	0.0	0	0	0	0	0	0	0	0	0	0	0	0	0	0	0	0	0	0	0	L	20-27
09/15	Raiders	S	3	2	1	0.0	0.0	0	0	0	0	0	0	0	1	0	0	0	0	0	0	0	0	0	0	0	L	23-26
09/22	at Cowboys	S	5	5	0	0.0	0.0	0	0	0	0	0	0	0	1	0	0	0	0	0	0	0	0	0	0	0	W	28-25
09/29	Bills	S	4	3	1	0.0	0.0	0	0	0	0	0	0	0	0	0	0	0	0	0	0	0	0	0	0	0	W	35-10
10/06	at Bengals	S	9	8	1	0.0	0.0	0	0	0	0	0	0	0	1	0	0	0	0	0	0	0	0	0	0	0	W	41-38+
10/13	Commanders	S	3	3	0	0.0	0.0	0	0	0	0	0	0	0	1	0	0	0	0	0	0	0	0	0	0	0	W	30-23
10/21	at Buccaneers	S	2	1	1	0.0	0.0	0	0	0	0	0	0	0	0	0	0	0	0	0	0	0	0	0	0	0	W	41-31
10/27	at Browns	S	5	5	0	0.0	0.0	1	1	0	0	0	0	0	0	0	0	0	0	0	0	0	0	0	0	0	L	24-29
11/03	Broncos	S	7	5	2	0.0	0.0	0	0	0	0	0	0	0	0	0	0	0	0	0	0	0	0	0	0	0	W	41-10
11/07	Bengals	S	5	4	1	0.0	0.0	0	0	0	0	0	0	0	1	0	0	0	0	0	0	0	0	0	0	0	W	35-34
11/17	at Steelers	S	5	3	2	0.5	0.0	0	0	1	0	0	0	0	2	0	0	0	0	0	0	0	0	0	0	0	L	16-18
11/25	at Chargers	S	2	1	1	1.0	4.0	1	4	1	0	0	0	0	0	0	0	0	0	0	0	0	0	0	0	0	W	30-23
12/01	Eagles	S	4	4	0	0.0	0.0	0	0	0	0	0	0	0	1	0	0	0	0	0	0	0	0	0	0	0	L	19-24
12/15	at Giants	S	2	1	1	0.0	0.0	0	0	0	0	0	0	0	1	0	0	0	0	0	0	0	0	0	0	0	W	35-14
12/21	Steelers	S	4	4	0	0.0	0.0	1	1	0	0	0	0	0	0	0	0	0	0	0	0	0	0	0	0	0	W	34-17
12/25	at Texans	S	3	3	0	0.0	0.0	0	0	0	0	0	0	0	0	0	0	0	0	0	0	0	0	0	0	0	W	31-2
01/04	Browns	S	3	3	0	0.0	0.0	0	0	0	0	0	0	0	1	0	0	0	0	0	0	0	0	0	0	0	W	35-10
2024 TOTALS		17-17	70	59	11	1.5	4.0	3	6	2	0	0	0	0	10	0	0	0	0	0	0	0	0	0	0	0	12-5	
+ - Overtime																												

BRANDON STEPHENS' 2024 GXG POSTSEASON STATISTICS (RAVENS)

			TACKLES							INTERCEPTIONS					FUMBLES				ST				MISC					
DATE	OPPONENT	P/S	TK	S	A	SK	YDS	TFL	YDS	QBH	NO	YDS	LG	TD	PD	FF	FR	TD	YDS	TK	S	A	FF	FR	S	A	W/L	SCORE
01/11	Steelers	S	4	1	3	0.0	0.0	0	0	0	0	0	0	0	0	0	0	0	0	0	0	0	0	0	0	0	W	28-14
01/19	at Bills	S	1	1	0	0.0	0.0	0	0	0	0	0	0	0	0	0	0	0	0	0	0	0	0	0	0	0	L	25-27
2024 TOTALS		2-2	5	2	3	0.0	0.0	0	0	0	0	0	0	0	0	0	0	0	0	0	0	0	0	0	0	0	1-1	



11

P

6-3 | 209

JORDAN STOUT

COLLEGE: PENN STATE

AGE: 26 HOMETOWN: CEDAR BLUFF, VA

EXP. (NFL/RAVENS): 3/3 GP/GS (PLAYOFFS): 51/0 (5/0)



— KEY TRANSACTIONS —

- Jordan Stout was selected by the Ravens in the fourth round (130th overall) of the 2022 NFL Draft... Was the fourth of six Ravens' draft picks (T Daniel Faalele, 110th; CB Jalyn Armour-Davis, 119th; TE Charlie Kolar, 128th; TE Isaiah Likely, 139th and CB Damarion Williams, 141st) in the round

— CAREER HIGHLIGHTS —

- With Baltimore in 2023, punted 66 times for 3,158 yards, averaging a franchise-record 47.8 yards per punt... Pinned 28 boots inside the 20-yard line, with only 5 touchbacks
- Appeared in all 17 games as a rookie in 2022, booting 57 punts for a 45.9 gross average and 40.9 net average, while pinning 26 punts inside the 20-yard line... Produced a franchise rookie-long 69-yard punt vs. Cle. (10/23) and tied Baltimore's single-game rookie high with 5 punts pinned inside the 20 vs. Den. (12/4)... Helped Baltimore's special teams rank No. 3 in *Football Outsiders'* DVOA rating
- Booted 6 punts for 303 yards, averaging 50.5 yards per punt (47.3 net avg.) and pinning a career-high 5 inside the 20-yard line in the 10-9 win vs. Den. (12/4/22)... Stout's 5 punts inside the 20 tie P Dave Zastudil (11/17/02) for the Ravens' single-game rookie record
- Punted 3 times for 181 gross yards (60.3 avg.) and 147 net yards (49.0 avg.), including a franchise rookie-long 69-yarder that pinned the Browns at their own 12-yard line, in 23-20 win vs. Cle. (10/23/22)
- Held on all 4 of K Justin Tucker's FGs, registering the first game-winning hold of his career on Tucker's 43-yard game-winner as time expired to deliver a 19-17 victory vs. Cin. (10/9/22)... Added 2 punts, placing both inside the 20

- Made his NFL debut, punting 6 times for 291 gross yards (48.5 avg) and 241 net yards (40.2 avg), including a then-franchise rookie-long 64-yarder, in the 24-9 victory at NYJ (9/11/22)... Also pinned 3 punts inside the Jets' 20-yard line

— PERSONAL —

- Hobbies include playing video games
- Graduated with a degree in telecommunications

— 2024 SEASON HIGHLIGHTS —

- Appeared in all 17 games, booting 55 punts for a 46.4 gross average and a career-best 41.2 net average, while pinning 22 punts inside the 20-yard line... Tallied a career-long 70-yard boot at Pit. (11/17)
- Punted 4 times for 217 gross yards (54.3 avg.) and 184 net yards (46.0 avg.), including a career-long 70-yard boot that netted 50 yards, at Pit. (11/17)
- Booted 5 punts for 231 yards, averaging 46.2 yards per punt (47.0 net avg.) and pinning 2 inside the 20-yard line in the 35-34 win vs. Cin. (11/7)
- Punted 4 times for 209 gross yards (52.3 avg.) and 173 net yards (43.3 avg.), including 2 boots of 60+ yards and 1 that pinned the Browns inside their own 20-yard line, at Cle. (10/27)
- Punted 3 times for 168 gross yards (56.0 avg.) and 135 net yards (45.0 avg.), including a field-flipping 67-yard boot from deep inside his own territory, in the 41-38 OT win at Cin. (10/6)

JORDAN STOUT'S NFL REGULAR SEASON PUNTING STATISTICS

DATE	TEAM	GP	NO.	YDS.	AVG.	OPP. RET.	YDS.	NET YDS.	AVG.	TB	IN20	LG	BK
2022	Ravens	17	57	2,618	45.9	22	149	2,329	40.9	7	26	69	0
2023	Ravens	17	66	3,158	47.8	32	433	2,625	39.2	5	28	67	1
2024	Ravens	17	55	2,551	46.4	21	163	2,268	41.2	6	22	70	0
NFL TOTALS		51	178	8,327	46.8	75	745	7,222	40.3	18	76	70	1

JORDAN STOUT'S NFL POSTSEASON PUNTING STATISTICS

DATE	TEAM	GP	NO.	YDS.	AVG.	OPP. RET.	YDS.	NET YDS.	AVG.	TB	IN20	LG	BK
2022	Ravens	1	3	142	47.3	2	9	133	44.3	0	2	53	0
2023	Ravens	2	9	420	46.7	3	85	335	37.2	0	4	66	0
2024	Ravens	2	4	183	45.8	1	14	149	37.3	1	1	49	0
NFL TOTALS		5	16	745	46.6	6	108	617	38.6	1	7	66	0

11 JORDAN STOUT

JORDAN STOUT'S SINGLE-GAME HIGHS: PUNTER

Punts	7 vs. Pittsburgh Steelers, Jan 06, 2024 ...3 more at 7.	Net Punting Avg	49.0 vs. Cleveland Browns, Oct 23, 2022
Gross Punting Yards	377 vs. Pittsburgh Steelers, Jan 06, 2024	Longest Punts	70 vs. Cleveland Browns, Jan 04, 2025 ...1 more at 70.
Gross Punting Avg	60.3 vs. Cleveland Browns, Oct 23, 2022	Inside the 20	5 vs. Denver Broncos, Dec 04, 2022
Net Punting Yards	310 at Cleveland Browns, Oct 01, 2023	Special Teams Tackles	1 vs. Cleveland Browns, Nov 12, 2023 ...1 more at 1.

JORDAN STOUT'S SINGLE-GAME HIGHS - POSTSEASON: PUNTER

Punts	5 vs. Kansas City Chiefs, Jan 28, 2024	Net Punting Avg	46.6 vs. Kansas City Chiefs, Jan 28, 2024
Gross Punting Yards	251 vs. Kansas City Chiefs, Jan 28, 2024	Longest Punts	66 vs. Kansas City Chiefs, Jan 28, 2024
Gross Punting Avg	50.2 vs. Kansas City Chiefs, Jan 28, 2024	Inside the 20	3 vs. Kansas City Chiefs, Jan 28, 2024
Net Punting Yards	233 vs. Kansas City Chiefs, Jan 28, 2024		

JORDAN STOUT'S 2024 GXG REGULAR-SEASON STATISTICS (RAVENS)

DATE	OPPONENT		NO.	YDS.	AVG.	OPP. RET.	YDS.	NET YDS.	AVG	TB	IN20	LG	BK	W/L	SCORE
09/05	at Chiefs	P	2	75	37.5	0	0	75	37.5	0	2	40	0	L	20-27
09/15	Raiders	P	4	173	43.3	3	16	157	39.3	0	0	57	0	L	23-26
09/22	at Cowboys	P	4	171	42.8	0	0	171	42.8	0	3	55	0	W	28-25
09/29	Bills	P	4	177	44.3	2	6	171	42.8	0	3	54	0	W	35-10
10/06	at Bengals	P	3	168	56.0	1	13	135	45.0	1	1	67	0	W	41-38+
10/13	Commanders	P	1	50	50.0	1	10	40	40.0	0	0	50	0	W	30-23
10/21	at Buccaneers	P	2	87	43.5	1	7	60	30.0	1	0	57	0	W	41-31
10/27	at Browns	P	4	209	52.3	3	36	173	43.3	0	1	64	0	L	24-29
11/03	Broncos	P	2	98	49.0	1	18	80	40.0	0	1	58	0	W	41-10
11/07	Bengals	P	5	231	46.2	2	-4	235	47.0	0	2	54	0	W	35-34
11/17	at Steelers	P	4	217	54.3	2	13	184	46.0	1	1	70	0	L	16-18
11/25	at Chargers	P	3	163	54.3	1	19	144	48.0	0	1	62	0	W	30-23
12/01	Eagles	P	4	191	47.8	4	29	162	40.5	0	0	58	0	L	19-24
12/15	at Giants	P	2	92	46.0	0	0	92	46.0	0	2	50	0	W	35-14
12/21	Steelers	P	3	105	35.0	0	0	105	35.0	0	2	50	0	W	34-17
12/25	at Texans	P	4	165	41.3	0	0	145	36.3	1	2	50	0	W	31-2
01/04	Browns	P	4	179	44.8	0	0	139	34.8	2	1	70	0	W	35-10
2024 TOTALS			17	55	2,551	46.4	21	163	2,268	41.2	6	22	70	0	12-5

+ - Overtime

JORDAN STOUT'S 2024 GXG POSTSEASON STATISTICS (RAVENS)

DATE	OPPONENT		NO.	YDS.	AVG.	OPP. RET.	YDS.	NET YDS.	AVG	TB	IN20	LG	BK	W/L	SCORE
01/11	Steelers	P	4	183	45.8	1	14	149	37.3	1	1	49	0	W	28-14
01/19	at Bills	P	0	0	0.0	0	0	0	0.0	0	0	0	0	L	25-27
2024 TOTALS			2	4	183	45.8	1	14	149	37.3	1	1	49	0	1-1



27

CB

6-1 | 199

T.J. TAMPA JR.

COLLEGE: IOWA STATE

AGE: 22 HOMETOWN: ST PETERSBURG, FL

EXP. (NFL/RAVENS): ROOKIE GP/GS (PLAYOFFS): 7/0 (2/0)



— KEY TRANSACTIONS —

- Activated from Injured Reserve on 12/19/24
- Designated to return from Injured Reserve on 11/28/24
- Placed on Injured Reserve (ankle) on 10/26/24
- Passed his physical and was removed from PUP on 8/12/24
- Declared Physically Unable to Perform (PUP) on 7/15/24
- T.J. Tampa was selected by the Ravens in the fourth round (130th overall) of the 2024 NFL Draft...Was the Ravens' second pick in the round, following WR Devontez Walker (113th)

— COLLEGE HONORS —

- AP third-team All-American (2023)
- AP first-team All-Big 12 (2023)
- Honorable mention All-Big 12 Defensive Player of the Year (2023)
- Jim Thorpe Award Semifinalist (2023)...Awarded to college football's top DB
- Chuck Bednarik Award Semifinalist (2023)...Presented annually to the defensive player of the year in college football as judged by the Maxwell Football Club

— COLLEGE HIGHLIGHTS —

- Played in 46 games (29 starts) over four seasons (2020-23) at Iowa State, producing 107 tackles (83 solo), 9.5 TFL, 3 INTs, 19 PD and 1 FF
- Posted a career-high 44 tackles (33 solo), while also adding 3 TFL, 2 INTs and 7 PD, as a 12-game starter during his senior (2023) at Iowa State...Anchored the back end of an Iowa State defense that ranked No. 12 nationally in opponent completion percentage (55.8%)...Was named an AP third-team All-American and first-team All-Big 12 performer...Earned honorable mention All-Big 12 Defensive Player of the Year recognition and was a semifinalist for both the Jim Thorpe Award (nation's top DB) and Chuck Bednarik Award (nation's top defensive player)
- Started all 12 games in which he appeared as a junior in 2022, posting 40 tackles (30 solo), 1 INT and 1 FF, as well as career highs in TFL (5) and PD (9), for an Iowa State defense that ranked fourth overall (285.6 ypg) and 10th against the pass (178.3 ypg)
- Appeared in 13 games (five starts) as a junior with the Cyclones in 2021, posting 18 tackles (7 solo), a half-TFL and 3 PD for the nation's No. 9 total defense (310.7 ypg) and No. 11 pass defense (187.8 ypg)

- Played in nine games as a true freshman at Iowa State in 2020, tallying 5 tackles (3 solo) and 1 TFL, while adding special teams contributions...The Cyclones finished 9-3 – marking the best record in the Big 12 – made it to the Big 12 Championship for the first time in program history and earned a victory in the Fiesta Bowl

— PERSONAL —

- Given birth name is Marques Jr....Nickname, T.J., is short for Tampa Jr.
- Grew up in Atlanta, GA, playing multiple sports throughout his childhood, including basketball and football
- Father (Marques Sr.) was a standout basketball player at Barry University in the 1990s, leading the team in scoring and steals...Older sister (Nichel) played college basketball at Western Kentucky and Barry University
- Garnered recruiting interest on the basketball court, too, receiving an offer from James Madison
- Was initially recruited as a WR but focused on defense after a delayed flight forced him to stay at Iowa State an extra day and work out with the DBs
- Georgia head coach Kirby Smart made a late push to sign him after a standout performance in a football camp...Committed to the Cyclones over other programs, as well, including Cincinnati, Maryland, Rutgers, South Florida, Syracuse and Wake Forest
- Majored in communications studies at Iowa State

— NOTE THE QUOTE —

"We really liked T.J. Tampa. We see the length, we see the size, we see the leaping ability [and] his ability to play the football. He's a tough guy. He tackles well. We're excited. We think he's going to have a chip on his shoulder and play well."

— EVP & GM Eric DeCosta

— 2024 SEASON HIGHLIGHTS —

- Appeared in seven games, primarily on special teams, during his rookie season, posting 2 tackles (1 solo), while adding 2 ST tackles
- Recorded 1 total tackle in his NFL debut, the 35-10 win vs. Buf. (9/29)...Baltimore's defense held Buffalo to a season-low 236 total yards (81 rushing & 155 passing) and 3-of-13 (23.1%) on third down

27 T.J. TAMPA JR.

T.J. TAMPA JR.'S NFL REGULAR SEASON DEFENSIVE STATISTICS

		TACKLES										INTERCEPTIONS					FUMBLES				ST				MISC		
DATE	TEAM	GP	GS	TK	S	A	TFL	YDS	SK	YDS	QBH	NO	YDS	LG	TD	PD	FF	FR	TD	YDS	TK	S	A	FF	FR	S	A
2024	Ravens	7	0	2	1	1	0	0	0.0	0.0	0	0	0	0	0	0	0	0	0	0	2	0	2	0	0	0	0
NFL TOTALS		7	0	2	1	1	0	0	0.0	0.0	0	0	0	0	0	0	0	0	0	0	2	0	2	0	0	0	0

T.J. TAMPA JR.'S NFL POSTSEASON DEFENSIVE STATISTICS

		TACKLES										INTERCEPTIONS					FUMBLES				ST					MISC		
DATE	TEAM	GP	GS	TK	S	A	TFL	YDS	SK	YDS	QBH	NO	YDS	LG	TD	PD	FF	FR	TD	YDS	TK	S	A	FF	FR	S	A	
2024	Ravens	2	0	0	0	0	0	0	0.0	0.0	0	0	0	0	0	0	0	0	0	0	1	1	0	0	0	0	0	0
NFL TOTALS		2	0	0	0	0	0	0	0.0	0.0	0	0	0	0	0	0	0	0	0	0	1	1	0	0	0	0	0	0

T.J. TAMPA JR.'S SINGLE-GAME HIGHS: DEFENSIVE

Total Tackles

1 vs. Cleveland Browns, Jan 04, 2025
...1 more at 1.

Special Teams Tackles

1 at Houston Texans, Dec 25, 2024

Solo Tackles

1 vs. Cleveland Browns, Jan 04, 2025

T.J. TAMPA JR.'S 2024 GXG REGULAR-SEASON STATISTICS (RAVENS)

			TACKLES							INTERCEPTIONS							FUMBLES				ST				MISC					
DATE	OPPONENT	P/S	TK	S	A	SK	YDS	TFL	YDS	QBH	NO	YDS	LG	TD	PD	FF	FR	TD	YDS	TK	S	A	FF	FR	S	A	W/L	SCORE		
09/05	at Chiefs		ON INACTIVE LIST																						L	20-27				
09/15	Raiders		ON INACTIVE LIST																						L	23-26				
09/22	at Cowboys		ON INACTIVE LIST																						W	28-25				
09/29	Bills	P	1	0	1	0.0	0.0	0	0	0	0	0	0	0	0	0	0	0	0	0	0	0	0	0	0	0	W	35-10		
10/06	at Bengals	P	0	0	0	0.0	0.0	0	0	0	0	0	0	0	0	0	0	0	0	0	0	0	0	0	0	0	W	41-38+		
10/13	Commanders	P	0	0	0	0.0	0.0	0	0	0	0	0	0	0	0	0	0	0	0	0	0	0	0	0	0	0	W	30-23		
10/21	at Buccaneers	P	0	0	0	0.0	0.0	0	0	0	0	0	0	0	0	0	0	0	0	0	0	0	0	0	0	0	W	41-31		
10/27	at Browns		INJURED RESERVE																						L	24-29				
11/03	Broncos		INJURED RESERVE																						W	41-10				
11/07	Bengals		INJURED RESERVE																						W	35-34				
11/17	at Steelers		INJURED RESERVE																						L	16-18				
11/25	at Chargers		INJURED RESERVE																						W	30-23				
12/01	Eagles		INJURED RESERVE - DESIGNATED FOR RETURN																						L	19-24				
12/15	at Giants		INJURED RESERVE - DESIGNATED FOR RETURN																						W	35-14				
12/21	Steelers	P	0	0	0	0.0	0.0	0	0	0	0	0	0	0	0	0	0	0	0	0	0	0	0	0	0	0	W	34-17		
12/25	at Texans	P	0	0	0	0.0	0.0	0	0	0	0	0	0	0	0	0	0	0	0	0	1	0	1	0	0	0	W	31-2		
01/04	Browns	P	1	1	0	0.0	0.0	0	0	0	0	0	0	0	0	0	0	0	0	0	1	0	1	0	0	0	0	W	35-10	
2024 TOTALS		7-0	2	1	1	0.0	0.0	0	0	0	0	0	0	0	0	0	0	0	0	2	0	2	0	0	0	0	12-5			
+ - Overtime																														

+ - Overtime

T.J. TAMPA JR.'S 2024 GXG POSTSEASON STATISTICS (RAVENS)

			TACKLES							INTERCEPTIONS						FUMBLES				ST					MISC				
DATE	OPPONENT	P/S	TK	S	A	SK	YDS	TFL	YDS	QBH	NO	YDS	LG	TD	PD	FF	FR	TD	YDS	TK	S	A	FF	FR	S	A	W/L	SCORE	
01/11	Steelers	P	0	0	0	0.0	0.0	0	0	0	0	0	0	0	0	0	0	0	0	1	1	0	0	0	0	0	0	W	28-14
01/19	at Bills	P	0	0	0	0.0	0.0	0	0	0	0	0	0	0	0	0	0	0	0	0	0	0	0	0	0	0	0	L	25-27
2024 TOTALS		2-0	0	0	0	0.0	0.0	0	0	0	0	0	0	0	0	0	0	0	0	1	1	0	0	0	0	0	0	1-1	

T.J. TAMPA JR.'S COLLEGE DEFENSIVE STATISTICS

		TACKLES										INTERCEPTIONS					FUMBLES				ST					MISC	
DATE	TEAM	GP	GS	TK	S	A	TFL	YDS	SK	YDS	QBH	NO	YDS	LG	TD	PD	FF	FR	TD	YDS	TK	S	A	FF	FR	S	A
2020	Iowa St.	9	0	5	3	2	1.0	2.0	0.0	0.0	0	0	0	0	0	0	0	0	0	0	0	0	0	0	0	0	0
2021	Iowa St.	13	5	18	17	1	0.5	1.0	0.0	0.0	0	0	0	0	0	3	0	0	0	0	0	0	0	0	0	0	0
2022	Iowa St.	12	12	40	30	10	5.0	13.0	0.0	0.0	0	1	0	0	0	9	1	0	0	0	0	0	0	0	0	0	0
2023	Iowa St.	12	12	44	33	11	3.0	5.0	0.0	0.0	1	2	1	1	0	7	0	0	0	0	0	0	0	0	0	0	0
TOTALS		46	29	107	83	24	9.5	21.0	0.0	0.0	1	3	1	1	0	19	1	0	0	0	0	0	0	0	0	0	0



9

K

6-1 | 191



JUSTIN TUCKER

COLLEGE: TEXAS

AGE: 35 HOMETOWN: AUSTIN, TX

EXP. (NFL/RAVENS): 13/13 GP/GS (PLAYOFFS): 212/0 (15/0)



— KEY TRANSACTIONS —

- Signed a four-year contract extension (through 2027 season) with the Ravens on 8/8/22
- Signed a four-year contract extension (through 2023 season) with the Ravens on 4/24/19
- Re-signed (four-year deal) with Baltimore on 7/15/16
- Signed with the Ravens as a rookie free agent on 5/29/12

— HONORS —

- *Associated Press* first-team All-Pro (2013, 2016, 2018-19, 2021)
- *Associated Press* second-team All-Pro (2017, 2020 & 2022)
- Seven-time Pro Bowler (2013, 2016, 2019-23)
- *Bridgestone* NFL Moment of the Year (66-yard FG at Det.)
- Six-time *PFWA* All-NFL (2013, 2016, 2018-21)
- Eight-time *PFWA* All-AFC (2013, 2016-21, 2023)
- Seven-time AFC Special Teams Player of the Month (October, 2019; November, 2018; September, 2018; November, 2017; September, 2016; November, 2014; November, 2013)
- 12-time AFC Special Teams Player of the Week (Week 3, 2021; Week 6, 2019; Week 5, 2019; Week 16, 2018; Week 3, 2018; Week 12, 2016; Week 8, 2015; Week 4, 2015; Week 3, 2014; Week 15, 2013; Week 12, 2013; Week 10, 2013)
- GMC "Never Say Never" Moment winner (Week 15, 2013)
- *USA Today* All-Joe Team (2012)

— CAREER HIGHLIGHTS —

- Is the most accurate kicker (min. 100 FGAs) in NFL history (89.1%), connecting on 417-of-468 FG attempts
- Owns the second-most FGM (64) from 50-plus yards in NFL history (Matt Prater, 81)
- Since 2012, ranks No. 1 in FGs (417) and points (1,770)
- His 417 FGM, 1,770 points scored and 519 PATs made are the most in Ravens franchise history, surpassing K Matt Stover in each category in 2022
- His 92.8 career FG% in the second half/OT (205-of-221) ranks as the NFL's best such mark of all time
- Owns 20-career game-winning FGs (19 regular season and 1 playoff), connecting on 12 of those in road games
- Is 28-of-31 (90.3%) in the final two minutes of regulation, 18-of-20 (90.0%) on tries in the final minute of regulation and a perfect 6-of-6 on OT attempts throughout his career
- Owns the most points (84) and FGM (17) in Ravens postseason history
- His seven seasons with at least 140 points (2013, 2016-19, 2022-23) tie (with K Stephen Gostkowski) for the most in NFL history

- Became the first kicker in league history to reach 400 career FGs within the first 13 years of a career (2012-24)
- Is the first kicker in NFL history to produce nine seasons with 30-plus FGM (2012-13, 2015-18, 2021-23)
- Is the first kicker in NFL history to register at least 130 points in eight straight seasons (2016-23)
- Is the only kicker in NFL history with two go-ahead 60-plus-yard FGM in the final minute of regulation (66 yards – 9/26/21 at Det.; 61 yards – 12/16/13 at Det.)
- En route to earning his seventh Pro Bowl honor in 2023, connected on 32-of-37 FGs (86.5%) and 51-of-52 PATs for a career-high and Ravens single-season record 147 points, a figure that also ranked No. 2 in the NFL...Reached 30-plus FGM in a season for the ninth time in his career, with no other kicker in the NFL history owning more than five such seasons...Notched his seventh-career 140-point campaign, tying (K Stephen Gostkowski) for the most in NFL history
- In 2022, connected on 37-of-43 FGs (86.0%) for a career-high and Ravens single-season record 142 points, a figure that also ranked No. 2 in the NFL, en route to his sixth-career Pro Bowl honor and a second-team All-Pro selection...His 37 FGM ranked No. 1 in the NFL...Surpassed K Matt Stover for the No. 1 spot in every major kicking category on Baltimore's all-time charts, including FGM, points scored and PATs...Recorded his seventh-straight season with at least 130 points and eighth overall with at least 30 FGM, each marking an NFL record...Helped Baltimore's special teams rank No. 3 in *Football Outsiders'* DVOA rating
- Connected on 65 consecutive fourth quarter/OT FGAs without a miss from 9/11/16-11/20/22 and 82 consecutive second half/OT FGAs without a miss from 11/19/17-11/27/22, with both figures marking the longest such streaks in NFL history...A potential game-winning, career-long 67-yard FGA at Jax. (11/27/22) snapped his record-long streaks
- Reached several career milestones in 2021: Registered at least 130 points for an NFL-record sixth-straight season; produced 30 FGM for an NFL-record seventh season overall; surpassed K Stephen Gostkowski (1,330) for the most points scored through a player's first 10 seasons in NFL history, finishing 1,360 in his 10th year
- In 2021, en route to earning his fifth career Pro Bowl honor (and third straight), connected on 35-of-37 FGs and all 32 PAT tries, producing the NFL's highest marks in FG% (95.6%) and PAT% (100%)...Finished a perfect 6-of-6 on 50-plus-yard FGAs and 18-of-18 on second half FGs, including 10-of-10 in the fourth quarter/OT...Connected on two game-winners – the 17th and 18th of his career – including the NFL-record 66-yarder at Det. (9/26/21)...Helped Baltimore's special teams unit rank No. 1 in *Football Outsiders'* DVOA rating

9 JUSTIN TUCKER

— PERSONAL —

- He and wife, Amanda, have a son, Easton (9)
- Can sing opera in seven different languages: English, Spanish, French, German, Italian, Latin and Russian
- Appeared on the 2018 CBS show "Most Valuable Performer," winning the competition by singing "Ave Maria"
- Likes to do impressions of celebrities such as George W. Bush, Matthew McConaughey, Christopher Walken and former teammate Ray Lewis
- Pre-game ritual is to lay out his entire uniform (helmet to cleats) on the floor in front of his locker, just as childhood football hero Deion Sanders did

— 2024 SEASON HIGHLIGHTS —

- Connected on 22-of-30 FGs (73.3%) and a franchise-record 60-of-62 PATs for 126 points...Became the first kicker in league history to reach 400 career FGs within the first 13 years of a career...With 64 career FGs of 50+ yards, became the second kicker in NFL history (Matt Prater, 81) with at least 60 career FGM from 50+... Notched his 20th-career game-winning kick (regular & postseason) at Cin. (10/6)
- Went 2-for-2 on FGs (26 & 47 yards), while nailing his lone PAT in the Divisional Playoff at Buf. (1/19/25)...With his second FGM in the third quarter, reached 20 career postseason FGM
- Connected on both a 51- and 23-yard FG, while hitting all 4 PATs, in the 34-17 win vs. Pit. (12/21)
- Connected on FGs from 28 and 52 yards, while also nailing 5 PATs in the 41-31 win at TB (10/21)...Registered his 60th-career FGM from at least 50 yards out, becoming the second kicker in NFL history (Matt Prater, 81) with at least 60 career makes from that distance
- Connected on all 3 FGAs (45, 32 and 39 yards) and 3 PATs in the 30-23 win vs. Was. (10/13)...Marked his 61st-career game with 3+ FGM without a miss, surpassing K Gary Anderson (60) for the second-most such performances in NFL history behind Adam Vinatieri (68)
- Connected on both the game-tying 56-yard FG and game-winning 24-yard FG, while also drilling all 5 extra points in the 41-38 OT win at Cin. (10/6)...Notched his 20th-career game-winning kick (regular & postseason)...Registered his 59th-career make from 50-plus yards, surpassing K Sebastian Janikowski (58) for the second-most 50-yard FGs in NFL history
- Converted 3-of-4 FGAs, hitting from 48, 42 and 32 yards (lone miss was a 56-yarder), while nailing 2 PATs vs. LV (9/15)... Recorded his 400th career field goal in the contest, becoming the first kicker in league history to reach that mark within the first 13 years of a career...Also produced his 123rd multi-FG game, surpassing K Stephen Gostkowski (122) for the most such performances within the first 13 years of an NFL career

- Became the fastest kicker to 300 FGM, reaching that mark in his 148th-career game (at Den. 10/3/21)
- En route to AFC ST Player of the Week honors, connected on 4-of-5 FGAs, including a 50-yarder and the game-winning, NFL-record 66-yarder, in the 19-17 victory at Det. (9/26/21)...Made kicks from 39, 50, 32 and 66 yards, after missing a 49-yard try (WR)...Notched his 17th-career game-winning FG (including playoffs) and improved to 16-of-16 on tries in the final minute of regulation during his career
- Connected on a game-winning and NFL record-long 66-yard FG at Det. (9/26/21)
- In 2020, connected on 26-of-29 (89.7) FGAs and 52-of-53 (98.1) PATs, en route to his fourth-overall and second-consecutive Pro Bowl nod...Finished with at least 130 points for his fifth-consecutive season, tying the NFL record of consecutive seasons with 130-plus points (Stephen Gostkowski, 2011-15 & David Akers, 2008-12)
- In Week 6 of 2019, became the fastest kicker in NFL history (118 games) to score 1,000 career points (10/13/19 vs. Cin.)
- In 2019, connected on 28-of-29 FGAs (96.6%) and a franchise-record 57-of-59 PATs, marking his fourth-consecutive year scoring exactly 141 points...Helped the Ravens produce the NFL's No. 1 scoring offense (33.2 ppg) and set a team record for points (531)
- In 2018, became the fastest pure kicker in league history to reach the 900-point (107 games) and 800-point milestone (95 games)...Only Gino Cappelletti (a WR/kicker combo from 1960-70) did it faster (106 & 93 games, respectively)
- In 2016, earned his second Pro Bowl invitation and was a unanimous first-team All-Pro selection after producing perhaps the greatest season ever by an NFL kicker...Scored a single-season franchise-record 141 points, connecting on 38-of-39 FGs (lone miss was a block) and 27-of-27 PATs
- In 2016, Tucker's 38 FGs ranked first in the NFL, while he was 10-for-10 from 50-plus yards, tying (Blair Walsh, 2012 and Brandon McManus, 2020) for the most such kicks in NFL single-season history...An NFL single-season record 24 of Tucker's 38 FGs made came from 40 yards or beyond
- Fastest kicker in NFL history to make 100 FGs (50 games) and to reach the 500-point milestone (60 games), overtaking Hall of Famer Jan Stenerud (61 games)
- Became just the ninth kicker in league history to make 3 FGs of 50-plus yards in a single game, connecting on kicks of 52, 57 & 54 yards, vs. Cin. (11/27/16)
- Kicked a game-winning FG as part of a franchise-record 6 (29, 24, 32, 49, 53 and 61) in the victory at Det. (12/16/13), becoming the only kicker in NFL history to kick FGs from the 20-, 30-, 40-, 50- and 60-yard ranges in a single game
- His 12-career AFC Special Teams Player of the Week awards are the most in franchise history...His seven AFC Special Teams Player of the Month selections are the most ever by a ST player and are three more than Ravens legends S Ed Reed & K Matt Stover for the most in franchise history

9 JUSTIN TUCKER

JUSTIN TUCKER'S NFL REGULAR SEASON KICKING STATISTICS

DATE	TEAM	GP	FGM	FGA	PCT.	LG	XP	XPA	PCT.	BLK	PTS
2012	Ravens	16	30	33	90.9	56	42	42	100.0	0	132
2013	Ravens	16	38	41	92.7	61	26	26	100.0	0	140
2014	Ravens	16	29	34	85.3	55	42	42	100.0	1	129
2015	Ravens	16	33	40	82.5	52	29	29	100.0	0	128
2016	Ravens	16	38	39	97.4	57	27	27	100.0	1	141
2017	Ravens	16	34	37	91.9	57	39	39	100.0	1	141
2018	Ravens	16	35	39	89.7	56	36	37	97.3	2	141
2019	Ravens	16	28	29	96.6	51	57	59	96.6	0	141
2020	Ravens	16	26	29	89.7	55	52	53	98.1	0	130
2021	Ravens	17	35	37	94.6	66	32	32	100.0	0	137
2022	Ravens	17	37	43	86.0	58	31	32	96.9	3	142
2023	Ravens	17	32	37	86.5	50	51	52	98.1	1	147
2024	Ravens	17	22	30	73.3	56	60	62	96.8	0	126
NFL TOTALS		212	417	468	89.1	66	524	532	98.5	9	1,775

JUSTIN TUCKER'S NFL POSTSEASON KICKING STATISTICS

DATE	TEAM	GP	FGM	FGA	PCT.	LG	XP	XPA	PCT.	BLK	PTS
2012	Ravens	4	4	4	100.0	47	16	16	100.0	0	28
2014	Ravens	2	4	4	100.0	52	7	7	100.0	0	19
2018	Ravens	1	1	2	50.0	33	2	2	100.0	0	5
2019	Ravens	1	2	2	100.0	49	0	0	0.0	0	6
2020	Ravens	2	3	6	50.0	51	2	2	100.0	0	11
2022	Ravens	1	1	1	100.0	22	2	2	100.0	0	5
2023	Ravens	2	3	3	100.0	53	5	5	100.0	0	14
2024	Ravens	2	2	2	100.0	47	5	5	100.0	0	11
NFL TOTALS		15	20	24	83.3	53	39	39	100.0	0	99

JUSTIN TUCKER'S NFL REGULAR SEASON FIELD-GOAL ACCURACY STATISTICS

DATE	TEAM	1-19	PCT.	20-29	PCT.	30-39	PCT.	40-49	PCT.	50+	PCT.
2012	Ravens	0-0	0.0	8-8	100.0	8-8	100.0	10-13	76.9	4-4	100.0
2013	Ravens	0-0	0.0	10-10	100.0	12-13	92.3	10-11	90.9	6-7	85.7
2014	Ravens	0-0	0.0	10-10	100.0	11-11	100.0	4-4	100.0	4-9	44.4
2015	Ravens	0-0	0.0	10-10	100.0	9-9	100.0	10-11	90.9	4-10	40.0
2016	Ravens	0-0	0.0	4-4	100.0	10-11	90.9	14-14	100.0	10-10	100.0
2017	Ravens	0-0	0.0	7-7	100.0	11-11	100.0	11-12	91.7	5-7	71.4
2018	Ravens	0-0	0.0	12-12	100.0	9-9	100.0	9-11	81.8	5-7	71.4
2019	Ravens	0-0	0.0	8-8	100.0	9-9	100.0	10-11	90.9	1-1	100.0
2020	Ravens	0-0	0.0	8-8	100.0	6-7	85.7	9-9	100.0	3-5	60.0
2021	Ravens	0-0	0.0	7-7	100.0	9-9	100.0	13-15	86.7	6-6	100.0
2022	Ravens	0-0	0.0	13-13	100.0	11-11	100.0	4-5	80.0	9-14	64.3
2023	Ravens	0-0	0.0	10-10	100.0	10-10	100.0	11-12	91.7	1-5	20.0
2024	Ravens	0-0	0.0	4-4	100.0	7-7	100.0	5-8	62.5	6-11	54.5
NFL TOTALS		0-0	0.0	111-111	100.0	122-125	97.6	120-136	88.2	64-96	66.7

JUSTIN TUCKER'S NFL POSTSEASON FIELD-GOAL ACCURACY STATISTICS

DATE	TEAM	1-19	PCT.	20-29	PCT.	30-39	PCT.	40-49	PCT.	50+	PCT.
2012	Ravens	1-1	100.0	1-1	100.0	1-1	100.0	1-1	100.0	0-0	0.0
2014	Ravens	0-0	0.0	2-2	100.0	0-0	0.0	1-1	100.0	1-1	100.0
2018	Ravens	0-0	0.0	0-0	0.0	1-1	100.0	0-0	0.0	0-1	0.0
2019	Ravens	0-0	0.0	1-1	100.0	0-0	0.0	1-1	100.0	0-0	0.0
2020	Ravens	0-0	0.0	0-0	0.0	2-2	100.0	0-2	0.0	1-2	50.0
2022	Ravens	0-0	0.0	1-1	100.0	0-0	0.0	0-0	0.0	0-0	0.0
2023	Ravens	0-0	0.0	0-0	0.0	0-0	0.0	2-2	100.0	1-1	100.0
2024	Ravens	0-0	0.0	1-1	100.0	0-0	0.0	1-1	100.0	0-0	0.0
NFL TOTALS		1-1	100.0	6-6	100.0	4-4	100.0	6-8	75.0	3-5	60.0

9 JUSTIN TUCKER

JUSTIN TUCKER'S NFL REGULAR SEASON SPECIAL TEAMS STATISTICS

DATE	TEAM	GP	GS	TK	S	A	FF	FR
2012	Ravens	16	0	1	1	0	0	0
2013	Ravens	16	0	0	0	0	0	0
2014	Ravens	16	0	0	0	0	0	0
2015	Ravens	16	0	1	1	0	0	0
2016	Ravens	16	0	0	0	0	0	0
2017	Ravens	16	0	3	3	0	0	0
2018	Ravens	16	0	0	0	0	0	0
2019	Ravens	16	0	0	0	0	0	0
2020	Ravens	16	0	1	1	0	0	0
2021	Ravens	17	0	0	0	0	0	0
2022	Ravens	17	0	2	1	1	0	0
2023	Ravens	17	0	0	0	0	0	0
2024	Ravens	17	0	2	2	0	0	0
NFL TOTALS		212	0	10	9	1	0	0

JUSTIN TUCKER'S NFL POSTSEASON SPECIAL TEAMS STATISTICS

DATE	TEAM	GP	GS	TK	S	A	FF	FR
2012	Ravens	4	0	0	0	0	0	0
2014	Ravens	2	0	0	0	0	0	0
2018	Ravens	1	0	0	0	0	0	0
2019	Ravens	1	0	0	0	0	0	0
2020	Ravens	2	0	0	0	0	0	0
2022	Ravens	1	0	0	0	0	0	0
2023	Ravens	2	0	0	0	0	0	0
2024	Ravens	2	0	0	0	0	0	0
NFL TOTALS		15	0	0	0	0	0	0

JUSTIN TUCKER'S SINGLE-GAME HIGHS: KICKER

Field Goals Made	6 at Tennessee Titans, Oct 15, 2023 ...1 more at 6.
Field Goal Attempts	6 at Tennessee Titans, Oct 15, 2023 ...1 more at 6.
Longest Field Goals Made	66 at Detroit Lions, Sep 26, 2021
Longest Field Goal Attempts	67 at Jacksonville Jaguars, Nov 27, 2022
PATs Made	8 vs. Miami Dolphins, Dec 31, 2023 ...1 more at 8.
PAT Attempts	8 vs. Miami Dolphins, Dec 31, 2023 ...1 more at 8.

Points	18 at Tennessee Titans, Oct 15, 2023 ...1 more at 18.
Special Teams Tackles	1 at Cleveland Browns, Dec 17, 2022 ...7 more at 1.
Kickoff Average	69.3 at Cincinnati Bengals, Oct 26, 2014
Extra Point Attempt Percentage	100.0 vs. Cleveland Browns, Jan 04, 2025 ...23 more at 100.0.
Field Goal Percentage	100.0 at San Francisco 49ers, Dec 25, 2023 ...21 more at 100.0.
Touchbacks	8 at Tampa Bay Buccaneers, Oct 21, 2024

JUSTIN TUCKER'S SINGLE-GAME HIGHS - POSTSEASON: KICKER

Field Goals Made	3 at Pittsburgh Steelers, Jan 03, 2015
Field Goal Attempts	3 at Buffalo Bills, Jan 16, 2021 ...2 more at 3.
Longest Field Goals Made	53 vs. Houston Texans, Jan 20, 2024
Longest Field Goal Attempts	53 vs. Houston Texans, Jan 20, 2024
PATs Made	5 at Denver Broncos, Jan 12, 2013
PAT Attempts	5 at Denver Broncos, Jan 12, 2013
Points	12 at Pittsburgh Steelers, Jan 03, 2015
Kickoff Average	67.3 at San Francisco 49ers, Feb 03, 2013
Extra Point Attempt Percentage	100.0 at Denver Broncos, Jan 12, 2013
Touchbacks	5 vs. Indianapolis Colts, Jan 06, 2013

9 JUSTIN TUCKER

JUSTIN TUCKER'S 2024 GXG REGULAR-SEASON STATISTICS (RAVENS)

DATE	OPPONENT		FIELD GOALS				EXTRA POINTS				PTS	W/L	SCORE
			FGM	FGA	PCT	LG	XP	XPA	PCT	BLK			
09/05	at Chiefs	P	2	3	66.7	32	2	2	100.0	0	8	L	20-27
09/15	Raiders	P	3	4	75.0	48	2	2	100.0	0	11	L	23-26
09/22	at Cowboys	P	0	1	0.0	0	4	4	100.0	0	4	W	28-25
09/29	Bills	P	0	0	0.0	0	5	5	100.0	0	5	W	35-10
10/06	at Bengals	P	2	2	100.0	56	5	5	100.0	0	11	W	41-38+
10/13	Commanders	P	3	3	100.0	45	3	3	100.0	0	12	W	30-23
10/21	at Buccaneers	P	2	2	100.0	52	5	5	100.0	0	11	W	41-31
10/27	at Browns	P	1	2	50.0	49	3	3	100.0	0	6	L	24-29
11/03	Broncos	P	2	2	100.0	37	5	5	100.0	0	11	W	41-10
11/07	Bengals	P	0	0	0.0	0	3	4	75.0	0	3	W	35-34
11/17	at Steelers	P	1	3	33.3	54	1	1	100.0	0	4	L	16-18
11/25	at Chargers	P	1	1	100.0	45	3	3	100.0	0	6	W	30-23
12/01	Eagles	P	2	4	50.0	50	1	2	50.0	0	7	L	19-24
12/15	at Giants	P	0	0	0.0	0	5	5	100.0	0	5	W	35-14
12/21	Steelers	P	2	2	100.0	51	4	4	100.0	0	10	W	34-17
12/25	at Texans	P	1	1	100.0	52	4	4	100.0	0	7	W	31-2
01/04	Browns	P	0	0	0.0	0	5	5	100.0	0	5	W	35-10
2024 TOTALS		17	22	30	73.3	56	60	62	96.8	0	126	12-5	

+ - Overtime

JUSTIN TUCKER'S 2024 GXG POSTSEASON STATISTICS (RAVENS)

DATE	OPPONENT		FIELD GOALS				EXTRA POINTS				PTS	W/L	SCORE
			FGM	FGA	PCT	LG	XP	XPA	PCT	BLK			
01/11	Steelers	P	0	0	0.0	0	4	4	100.0	0	4	W	28-14
01/19	at Bills	P	2	2	100.0	47	1	1	100.0	0	7	L	25-27
2024 TOTALS		2	2	2	100.0	47	5	5	100.0	0	11	1-1	



69

DL

6-3 | 340

JOSH TUPOU

COLLEGE: COLORADO

AGE: 30 HOMETOWN: LONG BEACH, CA

EXP. (NFL/RAVENS): 7/1 GP/GS (PLAYOFFS): 68/23 (5/1)



— KEY TRANSACTIONS —

- Activated from the practice squad (standard elevation) on 11/3/24 (vs. Den.), 11/7/24 (vs. Cin.), 11/25/24 (at LAC) and 1/19/25 (at Buf.)
- Signed with the Ravens' practice squad on 10/28/24
- Released by Baltimore (injury settlement) on 8/27/24
- Signed with the Ravens on 5/28/24
- Signed a two-year contract with the Bengals on 3/17/22
- Placed on the Reserve/Opt-Out (COVID-19) list on 8/3/20
- Signed a one-year contract with Cincinnati on 5/1/20
- Re-signed with the Bengals on 3/21/19
- Placed on Injured Reserve on 11/21/18
- Signed to the Bengals' 53-man roster from the practice squad on 12/6/17
- Waived by Cincinnati on 11/20/17 and signed to the Bengals' practice squad on 11/21/17
- Signed to the Bengals' 53-man roster from the practice squad on 11/11/17
- Signed with the Bengals' practice squad on 9/3/17 after being waived on 9/2/17
- Signed with the Bengals as an undrafted rookie free agent on 5/5/17

— CAREER HIGHLIGHTS —

- Played in 14 games (one start) for Cincinnati in 2023, registering 19 tackles (8 solo), 1 TFL and 1 QBH

- Saw action in 11 games (six starts) for the Bengals during the 2022 season, recording 19 tackles (8 solo), a career-high 2 sacks and 3 QBHs...Also registered 6 tackles (1 solo) in three games played during Cincinnati's playoff run to the AFC Championship game
- Played in all 17 games (nine starts) for the AFC Champion Bengals in 2021, notching 12 tackles (3 solo) and 1 QBH...Contributed to a unit that ranked fifth in rushing yards allowed per game (102.5) and second in goal-to-go efficiency (59.3%)...Also started in the Divisional Playoff at Ten. (1/22/22) and appeared in Super Bowl LVI vs. LAR (2/13/22)
- Competed in all 16 games (seven starts) in 2019, posting a career-high 27 tackles (14 solo), 3 TFL and 1 FF...Cincinnati produced the fifth-best defensive red zone efficiency (49.0%)

— PERSONAL —

- His uncle Viliami Maumau played at Colorado from 1994-97 and in the NFL with the Denver Broncos
- Is of Tongan descent
- Last name is pronounced: T00-poe

— 2024 SEASON HIGHLIGHTS —

- Appeared in three games, tallying 3 solo tackles, including 1 sack
- Logged a third-quarter sack (-1 yard) in the 30-23 win at LAC (11/25), helping the defense limit the Chargers to 5-of-14 (35.7%) on third down

JOSH TUPOU'S NFL REGULAR SEASON DEFENSIVE STATISTICS																													
TACKLES													INTERCEPTIONS					FUMBLES				ST				MISC			
DATE	TEAM	GP	GS	TK	S	A	TFL	YDS	SK	YDS	QBH	NO	YDS	LG	TD	PD	FF	FR	TD	YDS	TK	S	A	FF	FR	S	A		
2017	Bengals	1	0	0	0	0	0	0	0.0	0.0	0	0	0	0	0	0	0	0	0	0	0	0	0	0	0	0	0	0	
2018	Bengals	6	0	9	6	3	0	0	0.0	0.0	0	0	0	0	0	0	0	0	0	0	0	0	0	0	0	0	0	0	
2019	Bengals	16	7	27	14	13	3	4	0.0	0.0	0	0	0	0	0	0	1	0	0	0	0	0	0	0	0	0	0	0	
2020	Bengals	0	0	0	0	0	0	0	0.0	0.0	0	0	0	0	0	0	0	0	0	0	0	0	0	0	0	0	0	0	
2021	Bengals	17	9	12	3	9	0	0	0.0	0.0	1	0	0	0	0	0	0	0	0	0	0	0	0	0	0	0	0	0	
2022	Bengals	11	6	19	8	11	2	20	2.0	20.0	3	0	0	0	0	0	0	0	0	0	0	0	0	0	0	0	0	0	
2023	Bengals	14	1	19	8	11	1	1	0.0	0.0	1	0	0	0	0	0	0	0	0	0	0	0	0	0	0	0	0	0	
2024	Ravens	3	0	3	3	0	1	1	1.0	1.0	1	0	0	0	0	0	0	0	0	0	0	0	0	0	0	0	0	0	
NFL TOTALS		68	23	89	42	47	7	26	3.0	21.0	6	0	0	0	0	0	1	0	0	0	0	0	0	0	0	0	0	0	

JOSH TUPOU'S NFL POSTSEASON DEFENSIVE STATISTICS																													
TACKLES													INTERCEPTIONS					FUMBLES				ST				MISC			
DATE	TEAM	GP	GS	TK	S	A	TFL	YDS	SK	YDS	QBH	NO	YDS	LG	TD	PD	FF	FR	TD	YDS	TK	S	A	FF	FR	S	A		
2021	Bengals	2	1	0	0	0	0	0	0.0	0.0	0	0	0	0	0	0	0	0	0	0	0	0	0	0	0	0	0	0	
2022	Bengals	3	0	6	1	5	0	0	0.0	0.0	0	0	0	0	0	0	0	0	0	0	0	0	0	0	0	0	0	0	
2024	Ravens	0	0	0	0	0	0	0	0.0	0.0	0	0	0	0	0	0	0	0	0	0	0	0	0	0	0	0	0	0	
NFL TOTALS		5	1	6	1	5	0	0	0.0	0.0	0	0	0	0	0	0	0	0	0	0	0	0	0	0	0	0	0	0	

69 JOSH TUPOU

JOSH TUPOU'S SINGLE-GAME HIGHS: DEFENSIVE

Total Tackles
Solo Tackles

7 at Oakland Raiders, Nov 17, 2019
5 at Oakland Raiders, Nov 17, 2019

Forced Fumbles
Tackles For Loss

1 at Oakland Raiders, Nov 17, 2019
1 vs. Cleveland Browns, Dec 29, 2019
...2 more at 1.

JOSH TUPOU'S 2024 GXG REGULAR-SEASON STATISTICS (RAVENS)

TACKLES											INTERCEPTIONS				FUMBLES				ST				MISC						
DATE	OPPONENT	P/S	TK	S	A	SK	YDS	TFL	YDS	QBH	NO	YDS	LG	TD	PD	FF	FR	TD	YDS	TK	S	A	FF	FR	S	A	W/L	SCORE	
09/05	at Chiefs											NOT ON ROSTER														L	20-27		
09/15	Raiders											NOT ON ROSTER														L	23-26		
09/22	at Cowboys											NOT ON ROSTER														W	28-25		
09/29	Bills											NOT ON ROSTER														W	35-10		
10/06	at Bengals											NOT ON ROSTER														W	41-38+		
10/13	Commanders											NOT ON ROSTER														W	30-23		
10/21	at Buccaneers											NOT ON ROSTER														W	41-31		
10/27	at Browns											NOT ON ROSTER														L	24-29		
11/03	Broncos	P	0	0	0	0.0	0.0	0	0	0	0	0	0	0	0	0	0	0	0	0	0	0	0	0	0	0	0	W	41-10
11/07	Bengals	P	2	2	0	0.0	0.0	0	0	0	0	0	0	0	0	0	0	0	0	0	0	0	0	0	0	0	0	W	35-34
11/17	at Steelers											PRACTICE SQUAD																L	16-18
11/25	at Chargers	P	1	1	0	1.0	1.0	1	1	1	0	0	0	0	0	0	0	0	0	0	0	0	0	0	0	0	0	W	30-23
12/01	Eagles											PRACTICE SQUAD																L	19-24
12/15	at Giants											PRACTICE SQUAD																W	35-14
12/21	Steelers											PRACTICE SQUAD																W	34-17
12/25	at Texans											PRACTICE SQUAD																W	31-2
01/04	Browns											PRACTICE SQUAD																W	35-10
2024 TOTALS			3-0		3	3	0	1.0	1.0	1	1	1	0	0	0	0	0	0	0	0	0	0	0	0	0	0	0	12-5	
+ - Overtime																													

+ - Overtime

JOSH TUPOU'S 2024 GXG POSTSEASON STATISTICS (RAVENS)

			TACKLES					INTERCEPTIONS					FUMBLES					ST					MISC					
DATE	OPPONENT	P/S	TK	S	A	SK	YDS	TFL	YDS	QBH	NO	YDS	LG	TD	PD	FF	FR	TD	YDS	TK	S	A	FF	FR	S	A	W/L	SCORE
01/11	Steelers		PRACTICE SQUAD																							W	28-14	
01/19	at Bills		INACTIVE																							L	25-27	
2024 TOTALS			0	0	0	0.0	0.0	0	0	0	0	0	0	0	0	0	0	0	0	0	0	0	0	0	0	0	1-1	



97

DL

6-7 | 309

BRENT URBAN

COLLEGE: VIRGINIA

AGE: 33 HOMETOWN: MISSISSAUGA, ON, CANADA

EXP. (NFL/RAVENS): 11/8

GP/GS (PLAYOFFS): 122/34 (7/3)



— KEY TRANSACTIONS —

- Re-signed with Baltimore on 3/13/24
- Re-signed with Baltimore on 8/31/23 after being released on 8/29/23
- Re-signed with Baltimore on 2/15/23
- Released by Baltimore on 8/30/22 and re-signed on 8/31/22
- Signed a one-year deal with the Ravens on 5/23/22
- Placed on Injured Reserve (triceps) on 10/26/21
- Signed a one-year deal with the Cowboys on 3/22/21
- Re-signed a one-year deal with Chicago on 3/26/20
- Signed with the Bears on 10/22/19
- Released by the Titans on 10/19/19
- Signed a one-year deal with Tennessee on 4/29/19
- Re-signed a one-year deal with Baltimore on 3/8/18
- Placed on Injured Reserve (foot) on 9/27/17
- Activated from Injured Reserve-Designated for Return on 11/27/15
- Placed on Injured Reserve-Designated for Return (biceps) on 9/8/15
- Placed on Injured Reserve (knee) on 8/25/14
- Originally selected by the Ravens in the fourth round (134th overall) of the 2014 NFL Draft

— CAREER HIGHLIGHTS —

- Has blocked 2 FGAs in his career in clutch moments, both while with the Ravens...Blocked a FGA in the fourth quarter of a 19-17 win at Jax. (9/25/16) and also blocked a FGA (returned 64 yards for the game-winning TD by S Will Hill III) in his NFL debut on Monday Night Football at Cle. (11/30/15)

- Played in all 17 games (three starts) in 2023, posting career bests in TFL (5), sacks (3) and QBHs (6), while contributing 22 tackles, 2 PD and his first-career FR...Helped the Ravens' defense become the first unit in NFL history to lead the league in scoring (16.5), sacks (60) and takeaways (31)
- Played in 16 games (eight starts) with the Bears in 2020, posting 36 tackles (17 solo), 2.5 sacks, 2 TFL, 4 QBHs and 1 PD...Chicago produced the league's eighth-best defensive third-down conversion percentage (38.1) and fifth-best defensive red zone efficiency (54.7%)
- In 2018, started in all 16 games for the first time in his career, recording 27 tackles (17 solo), 2 PD and a half-sack for a Ravens' team that posted the league's No. 1 overall (292.9 ypg) and No. 2 scoring defense (17.9 ppg)
- In 2016, recorded 10 tackles (7 solo), 2 sacks (-9 yards) and 2 PD for the league's seventh-best defensive unit (322.1 ypg)

— PERSONAL —

- Played left wing for one of North America's top junior ice hockey teams, the Triple-A Mississauga Ice Dogs...Teammates included NHL's Ryan Ellis, Casey Cizikas, Ben Chiarot and Jamie Devane
- Selected as the 15th-overall pick in the 2013 Canadian Football League Draft by the Hamilton Tiger Cats, but opted to pursue an NFL career instead
- Has a young son, Levi

— 2024 SEASON HIGHLIGHTS —

- Played in 13 games, notching 20 tackles (9 solo) and 2 PD...Helped Baltimore's defense rank No. 1 against the run (80.1 ypg), No. 2 in sacks (54) and No. 5 (tied) in yards per play allowed (5.2)
- Registered a season-high 4 tackles (3 solo) in the win 41-31 win at TB (10/21)

BRENT URBAN'S NFL REGULAR SEASON DEFENSIVE STATISTICS

TACKLES																													INTERCEPTIONS										FUMBLES				ST						MISC		
DATE	TEAM	GP	GS	TK	S	A	TFL	YDS	SK	YDS	QBH	NO	YDS	LG	TD	PD	FF	FR	TD	YDS	TK	S	A	FF	FR	S	A																								
2014	Ravens	0	0	0	0	0	0	0	0.0	0.0	0	0	0	0	0	0	0	0	0	0	0	0	0	0	0	0	0	0																							
2015	Ravens	6	0	11	6	5	1	3	1.0	3.0	1	0	0	0	0	0	0	0	0	0	0	0	0	0	0	0	0	0																							
2016	Ravens	16	0	10	7	3	3	10	2.0	9.0	2	0	0	0	0	2	0	0	0	0	0	0	0	0	0	0	0	0																							
2017	Ravens	3	3	4	3	1	1	1	0.0	0.0	0	0	0	0	0	1	0	0	0	0	0	0	0	0	0	0	0	0																							
2018	Ravens	16	16	27	17	10	2	5	0.5	3.5	1	0	0	0	0	2	0	0	0	0	0	0	0	0	0	0	0	0																							
2019	Titans	4	0	0	0	0	0	0	0.0	0.0	0	0	0	0	0	0	0	0	0	0	0	0	0	0	0	0	0	0																							
Went from Tennessee to Chicago.																																																			
2019	Bears	9	0	16	10	6	1	1	0.0	0.0	1	0	0	0	0	2	0	0	0	0	0	0	0	0	0	0	0	0																							
2019	TOTAL	13	0	16	10	6	1	1	0.0	0.0	1	0	0	0	0	2	0	0	0	0	0	0	0	0	0	0	0	0																							
2020	Bears	16	8	36	17	19	2	6	2.5	7.0	4	0	0	0	0	1	0	0	0	0	0	0	0	0	0	0	0	0																							
2021	Cowboys	6	4	3	0	3	0	0	0.0	0.0	1	0	0	0	0	1	0	0	0	0	0	0	0	0	0	0	0	0																							
2022	Ravens	16	0	21	10	11	2	11	1.0	9.0	1	0	0	0	0	3	0	0	0	0	0	0	0	0	0	0	0	0																							
2023	Ravens	17	3	22	16	6	5	29	3.0	26.0	6	0	0	0	0	2	0	1	0	0	0	0	0	0	0	0	0	0																							
2024	Ravens	13	0	20	9	11	0	0	0.0	0.0	0	0	0	0	0	2	0	0	0	0	0	0	0	0	0	0	0	0																							
NFL TOTALS		122	34	170	95	75	17	66	10.0	57.5	17	0	0	0	0	16	0	1	0	0	0	0	0	0	0	0	0	0																							

97 BRENT URBAN

BRENT URBAN'S NFL POSTSEASON DEFENSIVE STATISTICS

DATE	TEAM	GP	GS	TACKLES							INTERCEPTIONS						FUMBLES				ST					MISC	
				TK	S	A	TFL	YDS	SK	YDS	QBH	NO	YDS	LG	TD	PD	FF	FR	TD	YDS	TK	S	A	FF	FR	S	A
2014	Ravens	0	0	0	0	0	0	0	0.0	0.0	0	0	0	0	0	0	0	0	0	0	0	0	0	0	0	0	0
2018	Ravens	1	1	2	1	1	1	2	0.0	0.0	0	0	0	0	0	0	0	0	0	0	0	0	0	0	0	0	0
2020	Bears	1	1	2	1	1	0	0	0.0	0.0	0	0	0	0	0	0	0	0	0	0	0	0	0	0	0	0	0
2021	Cowboys	0	0	0	0	0	0	0	0.0	0.0	0	0	0	0	0	0	0	0	0	0	0	0	0	0	0	0	0
2022	Ravens	1	0	1	1	0	0	0	0.0	0.0	0	0	0	0	0	0	0	0	0	0	0	0	0	0	0	0	0
2023	Ravens	2	1	3	1	2	0	0	0.0	0.0	0	0	0	0	0	0	0	0	0	0	0	0	0	0	0	0	0
2024	Ravens	2	0	0	0	0	0	0	0.0	0.0	0	0	0	0	0	0	0	0	0	0	0	0	0	0	0	0	0
NFL TOTALS		7	3	8	4	4	1	2	0.0	0.0	0	0	0	0	0	0	0	0	0	0	0	0	0	0	0	0	0

BRENT URBAN'S SINGLE-GAME HIGHS: DEFENSIVE

Total Tackles 6 vs. Minnesota Vikings, Nov 16, 2020
Solo Tackles 4 at Pittsburgh Steelers, Oct 08, 2023
 ...2 more at 4.
Sacks 2.0 at San Francisco 49ers, Dec 25, 2023

Passes Defensed 1 at Cleveland Browns, Oct 01, 2023
 ...13 more at 1.
Fumble Recoveries 1 at Los Angeles Chargers, Nov 26, 2023
Tackles For Loss 2 at San Francisco 49ers, Dec 25, 2023

BRENT URBAN'S SINGLE-GAME HIGHS - POSTSEASON: DEFENSIVE

Total Tackles 3 vs. Kansas City Chiefs, Jan 28, 2024
Solo Tackles 1 vs. Kansas City Chiefs, Jan 28, 2024
 ...3 more at 1.

Tackles For Loss 1 vs. Los Angeles Chargers, Jan 06, 2019

BRENT URBAN'S 2024 GXG REGULAR-SEASON STATISTICS (RAVENS)

DATE	OPPONENT	P/S	TACKLES							INTERCEPTIONS						FUMBLES				ST					MISC		W/L	SCORE
			TK	S	A	SK	YDS	TFL	YDS	QBH	NO	YDS	LG	TD	PD	FF	FR	TD	YDS	TK	S	A	FF	FR	S	A		
09/05	at Chiefs										ON INACTIVE LIST						0	0	0	0	0	0	0	0	0	0	L	20-27
09/15	Raiders	P	3	2	1	0.0	0.0	0	0	0	0	0	0	0	0	0	0	0	0	0	0	0	0	0	0	0	L	23-26
09/22	at Cowboys										ON INACTIVE LIST						0	0	0	0	0	0	0	0	0	0	W	28-25
09/29	Bills	P	2	1	1	0.0	0.0	0	0	0	0	0	0	0	0	0	0	0	0	0	0	0	0	0	0	0	W	35-10
10/06	at Bengals	P	2	0	2	0.0	0.0	0	0	0	0	0	0	0	0	0	0	0	0	0	0	0	0	0	0	0	W	41-38+
10/13	Commanders	P	0	0	0	0.0	0.0	0	0	0	0	0	0	0	1	0	0	0	0	0	0	0	0	0	0	0	W	30-23
10/21	at Buccaneers	P	4	3	1	0.0	0.0	0	0	0	0	0	0	0	0	0	0	0	0	0	0	0	0	0	0	0	W	41-31
10/27	at Browns	P	1	1	0	0.0	0.0	0	0	0	0	0	0	0	0	0	0	0	0	0	0	0	0	0	0	0	L	24-29
11/03	Broncos										ON INACTIVE LIST						0	0	0	0	0	0	0	0	0	0	W	41-10
11/07	Bengals										INACTIVE						0	0	0	0	0	0	0	0	0	0	W	35-34
11/17	at Steelers	P	2	0	2	0.0	0.0	0	0	0	0	0	0	0	0	0	0	0	0	0	0	0	0	0	0	0	L	16-18
11/25	at Chargers	P	1	0	1	0.0	0.0	0	0	0	0	0	0	0	0	0	0	0	0	0	0	0	0	0	0	0	W	30-23
12/01	Eagles	P	2	1	1	0.0	0.0	0	0	0	0	0	0	0	0	0	0	0	0	0	0	0	0	0	0	0	L	19-24
12/15	at Giants	P	0	0	0	0.0	0.0	0	0	0	0	0	0	0	1	0	0	0	0	0	0	0	0	0	0	0	W	35-14
12/21	Steelers	P	1	0	1	0.0	0.0	0	0	0	0	0	0	0	0	0	0	0	0	0	0	0	0	0	0	0	W	34-17
12/25	at Texans	P	1	1	0	0.0	0.0	0	0	0	0	0	0	0	0	0	0	0	0	0	0	0	0	0	0	0	W	31-2
01/04	Browns	P	1	0	1	0.0	0.0	0	0	0	0	0	0	0	0	0	0	0	0	0	0	0	0	0	0	0	W	35-10
2024 TOTALS		13-0	20	9	11	0.0	0.0	0	0	0	0	0	0	0	2	0	0	0	0	0	0	0	0	0	0	0	12-5	

+ - Overtime

BRENT URBAN'S 2024 GXG POSTSEASON STATISTICS (RAVENS)

DATE	OPPONENT	P/S	TACKLES							INTERCEPTIONS						FUMBLES				ST					MISC		W/L	SCORE
			TK	S	A	SK	YDS	TFL	YDS	QBH	NO	YDS	LG	TD	PD	FF	FR	TD	YDS	TK	S	A	FF	FR	S	A		
01/11	Steelers	P	0	0	0	0.0	0.0	0	0	0	0	0	0	0	0	0	0	0	0	0	0	0	0	0	0	0	W	28-14
01/19	at Bills	P	0	0	0	0.0	0.0	0	0	0	0	0	0	0	0	0	0	0	0	0	0	0	0	0	0	0	L	25-27
2024 TOTALS		2-0	0	0	0	0.0	0.0	0	0	0	0	0	0	0	0	0	0	0	0	0	0	0	0	0	0	0	1-1	



53

OLB

6-3 | 255



KYLE VAN NOY

COLLEGE: BRIGHAM YOUNG

AGE: 33 HOMETOWN: RENO, NV

EXP. (NFL/RAVENS): 11/2

GP/GS (PLAYOFFS): 158/103 (17/11)



— KEY TRANSACTIONS —

- Re-signed (two-year deal) with the Ravens on 4/5/24
- Signed from the Ravens practice squad to the active roster on 9/30/23
- Signed to the Baltimore Ravens practice squad on 9/26/23
- Signed with the Los Angeles Chargers on 5/5/22
- Released by the Patriots on 3/6/22
- Signed with the Patriots on 3/18/21
- Released by the Dolphins on 3/9/21
- Signed by the Dolphins on 3/21/20
- Signed a two-year contract extension with the Patriots on 9/8/17
- Acquired by the New England Patriots, along with a 2017 seventh-round draft pick, from the Detroit Lions, in exchange for a 2017 sixth-round draft pick on 10/25/16
- Activated from Injured Reserve on 11/3/14
- Placed on Injured Reserve (abdomen) on 9/1/14
- Selected by the Detroit Lions in the second round (40th overall) of the 2014 NFL Draft

— HONORS —

- Pro Bowler (2024)
- AFC Defensive Player of the Month (September 2024)
- Two-time AFC Defensive Player of the Week (Week 13, 2020; Week 4, 2019)
- Ravens Art Rooney Sportsmanship Award nominee (2024)
- Dolphins Art Rooney Sportsmanship Award nominee (2020)
- Dolphins Nat Moore Community Service Award winner as part of the team's Social Impact Committee (2020)
- Named to the Patriots 2010s All-Decade Team, voted on by the Patriots Hall of Fame Selection Committee (2020)
- Patriots Walter Payton Man of the Year nominee (2019)
- Patriots Ron Burton Community Service Award recipient (2019)

— CAREER HIGHLIGHTS —

- Has appeared in 15 postseason games (nine starts), primarily with the Patriots...Played in three Super Bowls (LI, LII, LIII) and won two titles (LI, LIII), all with the Patriots...Started in Super Bowls LII (2/4/18) and LIII (2/3/19)...His 4 FFs in postseason play are the most amongst all active players, also tying (several players) for the fourth most all time
- Played in 16 games (13 starts) for Baltimore in 2024, notching 41 tackles (25 solo), career highs in sacks (12.5) and TFL (14), 2 PD, 2 FFs and 1 FR...Helped Baltimore's defense rank No. 1 against the run (80.1 ypg), No. 2 in sacks (54) and No. 5 (tied) in yards per play allowed (5.2)

- Played in 14 games (four starts) during his first season as a Raven (2023), posting 30 tackles, 9 TFL, 9 sacks, 4 PD, 2 FFs and 9 QBHs...Helped the Ravens' defense become the first unit in NFL history to lead the league in scoring (16.5), sacks (60) and takeaways (31)
- Appeared in all 17 games (13 starts) for the Chargers in 2022, compiling 46 tackles (30 solo), with 8 TFL, 5 sacks, 3 PD, 1 FF and 2 FRs
- Returned to the Patriots in 2021, appearing in 16 games (eight starts) and recording 66 tackles (42 solo), 5 sacks, 2 FFs, 1 FR and 1 INT...Contributed to a New England unit that was Top 5 in the NFL in total defense (310.8, fifth), passing (187.1, second), scoring (17.8, second) and third-down conversions (36.5%, fifth)...The Patriots' defense finished in the NFL's Top 10 in scoring for the 10th-consecutive season, becoming the first team since the Tampa Bay Buccaneers (1996-2005) to accomplish this feat
- Saw action in 14 games (13 starts) under his former Patriots linebacker coach Brian Flores for a 2020 Dolphins team that won 10 games in a season for just the second time since 2000...Totaled 69 tackles (46 solo), 6 sacks, 2 FFs, 2 FRs, 6 PD and a career-high 10 TFL as a team captain for a defense that led the NFL with 29 takeaways and finished sixth in scoring (21.1 ppg)
- Started all 15 games in which he saw action for New England in 2019, tallying 56 tackles (41 solo), 6.5 sacks and a career-high 3 FFs as part of a unit that ranked as the No. 1 overall defense (275.9 ypg) for the first time in franchise history and also ranked first in scoring defense (14.1 ppg) for just the third time in team history (2003 and 2016)...The defense also held teams to a 16-game NFL-record 47-of-195 (24.1%) on third down
- Started all 16 games for the Super Bowl Champ Patriots in 2018, registering a career-high 89 tackles (54 solo), 5 TFL, 3.5 sacks, 1 FF, 2 FRs and 1 INT, while reaching the end zone twice – once following a blocked punt and once on a FR...Started all three postseason games, registered a team-high 17 tackles (15 solo) and 3 sacks
- Played in 13 games (12 starts) for the Super Bowl-bound Patriots in 2017, racking up 73 tackles (58 solo), 7 TFL, 5.5 sacks (second on the team), 9 QBHs and 2 PD...Started in all three postseason games
- Was traded from the Lions to the Patriots midway through the 2016 season...Totaled 50 tackles (30 solo), 1 sack, 2 TFL, 1 INT, 3 PD and 1 FF between the Lions and Patriots in 14 games (nine starts)
- Played in 15 games for Detroit in 2015, posting 7 tackles (5 solo), 1 sack and 2 TFL, while contributing 3 special teams tackles

53 KYLE VAN NOY

- Played in eight games as a rookie with the Lions after missing the first eight weeks of the season with an abdomen injury...Registered 4 solo tackles, including 1 TFL, and 2 special teams tackles for a Lions team that won 11 games for the first time since 1991 and clinched just their second playoff berth since 2000

— PERSONAL —

- Started up a podcast at Yahoo Sports with former defensive lineman Gerald McCoy, called "McCoy and Van Noy"
- Inducted into McQueen High School's Athletic Hall of Fame in August of 2023
- Graduated from BYU with a degree in history and minor in communications in 2013
- Believes he will work in broadcasting when his football career ends...Worked as an analyst for NFL Network during the run up to Super Bowl LVII in February 2023
- Enjoys playing golf in his free time...Played Augusta National Golf Club practice course during the week of the 2022 Masters PGA Tournament
- Married his college sweetheart, former Miss Utah Marissa Powell, in 2014...Has one son (Trae) and one daughter (Giavanna)
- The story of his recruitment to BYU was featured in Jeff Benedict & Armen Keteyian's best-selling book, "The System"
- Mentored former Detroit Lions first-round pick DE Ziggy Ansah while they were teammates at BYU, teaching him how to play football and train after walking onto the team from Ghana and never playing the sport before...Later became NFL teammates in Detroit
- Wore leg braces for the first two years of his life, at one point breaking off part of his brace to climb out of his crib
- Learned the phrase, "RMA – right mental attitude" from his high school coach Ken Dalton...Lives by that mantra and has passed it down to his children
- Close friends with former NBA player Brandon Davies, who played on the BYU basketball team when Van Noy was a student
- Grew up a fan of the Nevada Wolf Pack, frequently attending the university's football, basketball and baseball games
- Started playing football at 5 years old, when his father, who worked in parks and recreation, would sneak him into a flag football league with 8-year-olds...Started playing tackle football at age 9
- Was given the name Kyle by his adopted parents Layne and Kelly Van Noy, who adopted him a few months after he was born...His biological mother – who remains anonymous – put him up for closed adoption with the request that he be raised a Mormon...Raised in California for the first decade of his life after being born in Henderson, NV, and moving to Reno, NV, at age 11...Also has an older brother, Travis
- He and his wife Marissa created the Van Noy Valor Foundation in 2014, with the mission to provide opportunities and encouragement for personal valor in disadvantaged youth by granting resources and tools to grow and develop and teaching the youth to armor themselves for future success...Inspiration for the foundation came from their love of helping adopted, fostered and disadvantaged youth in need, Kyle himself, as well as Melissa's father and brother, were adopted...Has provided internship and scholarship opportunities for children involved with the foundation...Has hosted many events, including a charity golf outing and backpack giveaways for school-aged children...Took 53 children and adults from Koinonia Foster Homes & Family Services to the Reno Aces vs. Las Vegas 51s minor league baseball game, where Kyle threw out the first pitch

— 2024 SEASON HIGHLIGHTS —

- Played in 16 games (13 starts), notching 41 tackles (25 solo), career highs in sacks (12.5) and TFL (14), 2 PD, 2 FFs and 1 FR...Recorded a sack in the last five-consecutive games, tying several Ravens for second-longest streak in franchise history...Helped Baltimore's defense rank No. 1 against the run (80.1 ypg), No. 2 in sacks (54) and No. 5 (tied) in yards per play allowed (5.2)
- Recorded 3 tackles (1 solo), including a half-sack (DL Nnamdi Madubuike), in the Divisional Playoff at Buf. (1/19/25)
- Registered 3 tackles (2 solo), including 1 sack (-4 yards), in the 35-10 win vs. Cle. (1/4), helping limit the Browns to just 56 yards rushing and 4-of-12 (33%) on third down
- Logged 4 tackles (2 solo), including 1 sack (-11 yards), in the 31-2 win at Hou. (12/25)...Baltimore's defense shut out the Texans, limiting them to just 211 total yards (58 rushing & 153 passing) and 4-of-15 (26.7%) on third down
- Notched 5 tackles (2 solo), including 1.5 sacks (-6.5 yards), and 1 FR (forced by S Ar'Darius Washington) that gave Baltimore possession at its own 4-yard line in the 34-17 win vs. Pit. (12/21), setting a new single-season career high in sacks (10.5) and becoming the ninth player in franchise history to record double-digit sacks in a single season
- Recorded 3 tackles (2 solo), including a second-quarter sack (-7 yards), in the 35-14 win at NYG (12/15), becoming the first Raven since Elvis Dumervil and Terrell Suggs (2013-14) to produce at least 9 sacks in consecutive seasons
- Notched 2 tackles (1 solo), including a fourth-quarter sack (-8 yards), and 1 FF in the 30-23 win at LAC (11/25), helping the defense limit the Chargers to 5-of-14 (35.7%) on third down...With the sack, he surpassed 50 for his career (50.5)
- Logged 3 tackles (1 solo), including a third-quarter sack (-5 yards), in the 41-31 win at TB (10/21)...Baltimore's defense limited Tampa Bay to a 1-of-3 (33.3%) red zone TD efficiency
- Recorded 2 sacks – including a strip-sack recovered by S Kyle Hamilton – in the 35-10 win vs. Buf. (9/29), marking his third-consecutive multi-sack game, tying Justin Houston (Weeks 7-9 in 2022) for the longest such streak by a Raven...His 6 sacks through the first four games of the season are the most by any player in franchise history

53 KYLE VAN NOY

- Tallied 2 sacks in the 28-25 win at Dal. (9/22), becoming the sixth player in Ravens history to post consecutive games with multiple sacks...His 13 sacks tied DL Trevor Pryce for the most through a player's first 17 career games with the Ravens
- Posted 2 sacks (-17 yards) vs. LV (9/15), marking the eighth multi-sack game of his career and his third with the Ravens...Both he and OLB Odafe Oweh (2.5 sacks) became the 16th pair of Ravens to post at least 2 QB takedowns in the same contest

KYLE VAN NOY'S NFL REGULAR SEASON DEFENSIVE STATISTICS

		TACKLES										INTERCEPTIONS					FUMBLES				ST				MISC			
DATE	TEAM	GP	GS	TK	S	A	TFL	YDS	SK	YDS	QBH	NO	YDS	LG	TD	PD	FF	FR	TD	YDS	TK	S	A	FF	FR	S	A	
2014	Lions	8	0	4	4	0	1	7	0.0	0.0	0	0	0	0	0	0	0	0	0	0	2	2	0	0	0	0	0	0
2015	Lions	15	0	7	5	2	2	2	1.0	1.0	1	0	0	0	0	0	0	0	0	0	3	3	0	0	0	0	0	0
2016	Lions	7	7	23	21	2	0	0	0.0	0.0	1	0	0	0	0	1	0	0	0	0	0	0	0	0	0	0	0	0
Went from Detroit to New England.																												
2016	Patriots	7	2	27	9	18	2	14	1.0	8.0	1	1	0	0	0	2	1	0	0	0	2	2	0	0	0	0	0	0
2016	TOTAL	14	9	50	30	20	2	14	1.0	8.0	2	1	0	0	0	3	1	0	0	0	2	2	0	0	0	0	0	0
2017	Patriots	13	12	73	58	15	7	31	5.5	33.5	9	0	0	0	0	2	0	0	0	0	0	0	0	0	0	0	0	0
2018	Patriots	16	16	89	54	35	5	32	3.5	28.0	10	1	0	0	0	2	1	2	1	46	3	1	2	0	0	0	0	0
2019	Patriots	15	15	56	41	15	7	30	6.5	42.5	15	0	0	0	0	3	3	2	1	22	0	0	0	0	0	0	0	0
2020	Dolphins	14	13	69	46	23	10	39	6.0	36.0	10	0	0	0	0	6	2	2	0	28	0	0	0	0	0	0	0	0
2021	Patriots	16	8	66	42	24	5	37	5.0	37.0	7	1	35	35t	1	10	2	1	0	0	0	0	0	0	0	0	0	0
2022	Chargers	17	13	46	30	16	8	38	5.0	28.0	9	0	0	0	0	3	1	2	0	0	0	0	0	0	0	0	0	0
2023	Ravens	14	4	30	20	10	9	61	9.0	66.0	9	0	0	0	0	4	2	0	0	0	0	0	0	0	0	0	0	0
2024	Ravens	16	13	41	25	16	14	85	12.5	83.5	21	0	0	0	0	2	2	1	0	0	0	0	0	0	0	0	0	0
NFL TOTALS		158	103	531	355	176	70	376	55.0	363.5	93	3	35	35T	1	35	14	10	2	96	10	8	2	0	0	0	0	0

KYLE VAN NOY'S NFL POSTSEASON DEFENSIVE STATISTICS

		TACKLES										INTERCEPTIONS					FUMBLES				ST				MISC		
DATE	TEAM	GP	GS	TK	S	A	TFL	YDS	SK	YDS	QBH	NO	YDS	LG	TD	PD	FF	FR	TD	YDS	TK	S	A	FF	FR	S	A
2014	Lions	1	0	0	0	0	0	0	0.0	0.0	0	0	0	0	0	0	0	0	0	0	0	0	0	0	0	0	0
2016	Patriots	3	0	7	6	1	0	0	0.5	4.5	2	0	0	0	0	1	1	0	0	0	0	0	0	0	0	0	0
2017	Patriots	3	3	16	11	5	2	5	1.0	9.0	1	0	0	0	0	1	1	0	0	0	0	0	0	0	0	0	0
2018	Patriots	3	3	17	15	2	2	28	3.0	43.0	4	0	0	0	0	1	1	0	0	0	1	1	0	0	0	0	0
2019	Patriots	1	1	5	4	1	1	2	1.0	5.0	1	0	0	0	0	0	1	0	0	0	0	0	0	0	0	0	0
2021	Patriots	1	1	3	1	2	0	0	0.0	0.0	0	0	0	0	0	0	0	0	0	0	0	0	0	0	0	0	0
2022	Chargers	1	0	3	2	1	0	0	0.0	0.0	0	0	0	0	0	1	0	0	0	0	0	0	0	0	0	0	0
2023	Ravens	2	1	4	3	1	1	4	0.0	0.0	1	0	0	0	0	0	0	0	0	0	0	0	0	0	0	0	0
2024	Ravens	2	2	4	2	2	0	0	0.5	0.5	2	0	0	0	0	0	0	0	0	0	0	0	0	0	0	0	0
NFL TOTALS		17	11	59	44	15	6	39	6.0	62.0	11	0	0	0	0	4	4	0	0	0	1	1	0	0	0	0	0

KYLE VAN NOY'S SINGLE-GAME HIGHS: DEFENSIVE

Total Tackles 12 at Tennessee Titans, Nov 11, 2018
Solo Tackles 9 vs. Houston Texans, Sep 24, 2017
Sacks 3.0 vs. Cincinnati Bengals, Dec 06, 2020
Passes Defensed 3 vs. Tennessee Titans, Nov 28, 2021
Forced Fumbles 2 at Buffalo Bills, Sep 29, 2019
Fumble Recoveries 1 vs. Pittsburgh Steelers, Dec 21, 2024
 ...9 more at 1.

Tackles For Loss 5 vs. Cincinnati Bengals, Dec 06, 2020
Interceptions 1 at Atlanta Falcons, Nov 18, 2021
 ...2 more at 1.
Interception Return Yards 35 at Atlanta Falcons, Nov 18, 2021
Special Teams Tackles 1 at Miami Dolphins, Dec 09, 2018
 ...9 more at 1.
Longest Opp Fumble Return 46 vs. New York Jets, Dec 30, 2018

KYLE VAN NOY'S SINGLE-GAME HIGHS - POSTSEASON: DEFENSIVE

Total Tackles 10 at Kansas City Chiefs, Jan 20, 2019
Solo Tackles 8 at Kansas City Chiefs, Jan 20, 2019
Sacks 2.0 at Kansas City Chiefs, Jan 20, 2019
Passes Defensed 1 vs. Los Angeles Chargers, Jan 13, 2019
 ...2 more at 1.

Forced Fumbles 1 vs. Tennessee Titans, Jan 04, 2020
 ...3 more at 1.
Tackles For Loss 1 vs. Kansas City Chiefs, Jan 28, 2024
 ...5 more at 1.
Special Teams Tackles 1 at Los Angeles Rams, Feb 03, 2019

53 KYLE VAN NOY

KYLE VAN NOY'S 2024 GXG REGULAR-SEASON STATISTICS (RAVENS)

TACKLES											INTERCEPTIONS					FUMBLES				ST				MISC				
DATE	OPPONENT	P/S	TK	S	A	SK	YDS	TFL	YDS	QBH	NO	YDS	LG	TD	PD	FF	FR	TD	YDS	TK	S	A	FF	FR	S	A	W/L	SCORE
09/05	at Chiefs	S	1	1	0	0.0	0.0	0	0	1	0	0	0	0	0	0	0	0	0	0	0	0	0	0	0	0	L	20-27
09/15	Raiders	S	3	3	0	2.0	17.0	3	18	3	0	0	0	0	0	0	0	0	0	0	0	0	0	0	0	0	L	23-26
09/22	at Cowboys	S	2	2	0	2.0	14.0	2	14	2	0	0	0	0	1	0	0	0	0	0	0	0	0	0	0	0	W	28-25
09/29	Bills	S	2	2	0	2.0	11.0	2	11	3	0	0	0	0	0	1	0	0	0	0	0	0	0	0	0	0	W	35-10
10/06	at Bengals	S	2	2	0	0.0	0.0	1	3	1	0	0	0	0	0	0	0	0	0	0	0	0	0	0	0	0	W	41-38+
10/13	Commanders	S	2	2	0	0.0	0.0	0	0	0	0	0	0	0	0	0	0	0	0	0	0	0	0	0	0	0	W	30-23
10/21	at Buccaneers	S	3	1	2	1.0	5.0	1	5	2	0	0	0	0	0	0	0	0	0	0	0	0	0	0	0	0	W	41-31
10/27	at Browns	S	3	1	2	0.0	0.0	0	0	0	0	0	0	0	1	0	0	0	0	0	0	0	0	0	0	0	L	24-29
11/03	Broncos	S	3	1	2	0.0	0.0	0	0	0	0	0	0	0	0	0	0	0	0	0	0	0	0	0	0	0	W	41-10
11/07	Bengals	S	2	1	1	0.0	0.0	0	0	1	0	0	0	0	0	0	0	0	0	0	0	0	0	0	0	0	W	35-34
11/17	at Steelers	P	1	0	1	0.0	0.0	0	0	1	0	0	0	0	0	0	0	0	0	0	0	0	0	0	0	0	L	16-18
11/25	at Chargers	P	2	1	1	1.0	8.0	1	8	1	0	0	0	0	0	1	0	0	0	0	0	0	0	0	0	0	W	30-23
12/01	Eagles		ON INACTIVE LIST																							L	19-24	
12/15	at Giants	S	3	2	1	1.0	7.0	1	7	1	0	0	0	0	0	0	0	0	0	0	0	0	0	0	0	0	W	35-14
12/21	Steelers	P	5	2	3	1.5	6.5	1	4	3	0	0	0	0	0	0	1	0	0	0	0	0	0	0	0	0	W	34-17
12/25	at Texans	S	4	2	2	1.0	11.0	1	11	1	0	0	0	0	0	0	0	0	0	0	0	0	0	0	0	0	W	31-2
01/04	Browns	S	3	2	1	1.0	4.0	1	4	1	0	0	0	0	0	0	0	0	0	0	0	0	0	0	0	0	W	35-10
2024 TOTALS		16-13	41	25	16	12.5	83.5	14	85	21	0	0	0	0	2	2	1	0	0	0	0	0	0	0	0	0	12-5	
+ - Overtime																												

KYLE VAN NOY'S 2024 GXG POSTSEASON STATISTICS (RAVENS)

			TACKLES							INTERCEPTIONS					FUMBLES				ST				MISC					
DATE	OPPONENT	P/S	TK	S	A	SK	YDS	TFL	YDS	QBH	NO	YDS	LG	TD	PD	FF	FR	TD	YDS	TK	S	A	FF	FR	S	A	W/L	SCORE
01/11	Steelers	S	1	1	0	0.0	0.0	0	0	0	0	0	0	0	0	0	0	0	0	0	0	0	0	0	0	0	W	28-14
01/19	at Bills	S	3	1	2	0.5	0.5	0	0	2	0	0	0	0	0	0	0	0	0	0	0	0	0	0	0	0	L	25-27
2024 TOTALS		2-2	4	2	2	0.5	0.5	0	0	2	0	0	0	0	0	0	0	0	0	0	0	0	0	0	0	0	1-1	



72

G

6-6 | 320

ANDREW VORHEES

COLLEGE: USC

AGE: 26 HOMETOWN: KINGSBURG, CA

EXP. (NFL/RAVENS): 1/1 GP/GS (PLAYOFFS): 15/3 (2/0)



— KEY TRANSACTIONS —

- Placed on the Reserve/Non-Football Injury (NFI) list on 8/30/23
- Placed on the Non-Football Injury (NFI) list on 7/19/23
- Andrew Vorhees was selected by the Ravens in the seventh round (229th overall) of the 2023 NFL Draft... Baltimore traded a 2024 sixth-round pick to Cleveland in exchange for the pick (229) used to select Vorhees... Declared for the draft following six seasons at USC (2017-22)

— CAREER HIGHLIGHTS —

- Spent his entire rookie season on the Ravens' Reserve/NFI (knee) list in 2023

— PERSONAL —

- Completed 38 bench press reps at the 2023 NFL Combine after suffering a torn ACL in a drill the day before, the most reps among any prospect at the Combine that week
- Enrolled in USC in the spring of 2017 after graduating from high school a semester early
- Received his bachelor's degree in business administration from USC in spring of 2019
- Also completed his master's degree in communications management at USC
- Would complete 'food tours' with other USC offensive linemen and is known among his teammates for his appetite... Has more than 900 Los Angeles restaurants pinned on his Apple Maps for restaurants he knows and loves
- Is deeply interested in U.S. history and has already visited local landmarks, such as Gettysburg, PA, and the National Mall in Washington, D.C.

- Participated in a USC football cooking competition... Is an avid griller who has shown off his barbecue skills on Instagram
- Comes from a large Dutch family
- Was 'too big' to play football in second grade, so he turned to wrestling... Won youth state championships in wrestling and was a state qualifier his sophomore year of HS
- Andrew and his wife, Samantha, got married in March of 2018

— 2024 SEASON HIGHLIGHTS —

- Appeared in 15 games (three starts), blocking for an offense that ranked No. 1 in the NFL in yards per game (424.9), yards per play (6.8 – third-best single-season mark in NFL history) and red zone efficiency (74.2%) and No. 3 in points per game (30.5), while setting a franchise single-season record with 7,224 net yards... Baltimore's rushing attack also averaged an NFL-best 187.6 yards per game and 5.8 yards per carry (best figure in single-season NFL history)
- Made his playoff debut in the 28-14 Wild Card win vs. Pit. (1/11/25), appearing on 4 ST snaps
- Played 47 offensive snaps in the 35-10 win vs. Cle. (1/4)... Helped block for an offense that totaled 437 yards (217 passing & 220 rushing) and 4 TDs
- Started at LG, helping block for an offense that totaled 456 yards (274 rushing and 182 passing) and 4 TDs in the 28-25 win at Dal. (9/22)... Baltimore's 274-yard rushing output marked the 10th-most rushing yards in single-game franchise history... Also contributed to a line that didn't permit a sack
- Made his NFL debut as the starting LG at KC (9/5)... Blocked for an offense that produced 452 total yards (185 rushing & 267 passing) and 5.8 yards per carry

ANDREW VORHEES' NFL REGULAR SEASON STATISTICS

DATE	TEAM	GP	GS
2023	Ravens	0	0
2024	Ravens	15	3
NFL TOTALS		15	3

ANDREW VORHEES' NFL POSTSEASON STATISTICS

DATE	TEAM	GP	GS
2023	Ravens	0	0
2024	Ravens	2	0
NFL TOTALS		2	0

72 ANDREW VORHEES

ANDREW VORHEES' 2024 GXG REGULAR-SEASON STATISTICS (RAVENS)

DATE	OPPONENT	P/S		W/L	SCORE
09/05	at Chiefs	S		L	20-27
09/15	Raiders	S		L	23-26
09/22	at Cowboys	S		W	28-25
09/29	Bills		ON INACTIVE LIST	W	35-10
10/06	at Bengals		ON INACTIVE LIST	W	41-38+
10/13	Commanders	P		W	30-23
10/21	at Buccaneers	P		W	41-31
10/27	at Browns	P		L	24-29
11/03	Broncos	P		W	41-10
11/07	Bengals	P		W	35-34
11/17	at Steelers	P		L	16-18
11/25	at Chargers	P		W	30-23
12/01	Eagles	P		L	19-24
12/15	at Giants	P		W	35-14
12/21	Steelers	P		W	34-17
12/25	at Texans	P		W	31-2
01/04	Browns	P		W	35-10
2024 TOTALS		15-3		12-5	

+ - Overtime

ANDREW VORHEES' 2024 GXG POSTSEASON STATISTICS (RAVENS)

DATE	OPPONENT	P/S		W/L	SCORE
01/11	Steelers	P		W	28-14
01/19	at Bills	P		L	25-27
2024 TOTALS		2-0		1-1	



82

WR

5-9 | 184

DAYTON WADE

COLLEGE: MISSISSIPPI

AGE: 24 HOMETOWN: ATLANTA, GA

EXP. (NFL/RAVENS): ROOKIE GP/GS (PLAYOFFS): 0/0



— KEY TRANSACTIONS —

- Waived by Baltimore on 8/27/24 and signed to the practice squad on 8/28/24
- Signed with the Ravens as an undrafted rookie free agent on 5/3/24

— COLLEGE —

- Played in 35 games (18 starts) in a five-year collegiate career that began with three seasons at Western Kentucky (2019-21) and concluded with two years at Mississippi (2022-23)
- Started all 13 games at wide receiver in 2023, totaling 55 receptions for 830 yards and 4 TDs for the Rebels...Tallied over 100 receiving yards three times – vs. ULM (108), vs. Vanderbilt (120) and at Tulane (106)
- Appeared in 13 games (five starts) in 2022, recording 27 receptions for 306 yards and 3 TDs after joining the Rebels...Tallied 2 receptions for 44 yards and 1 TD and rushed for 63 yards in first career start at LSU
- Played in nine games over two seasons for Western Kentucky, playing in the first three games of the 2021 season before being sidelined with an injury
- Recorded 21 receptions for 180 yards in 2020, while also totaling 147 yards on 9 KOR
- Began as a non-scholarship transfer at Mississippi before earning a scholarship for the 2023 season

— HIGH SCHOOL/PERSONAL —

- Was a sixth-round selection of the Michigan Panthers in the 2024 UFL Draft
- Prepped at Lovejoy (Atlanta, GA) HS and was named the Region 4 Offensive Player of the Year by *The Atlanta Journal Constitution* as a senior after recording 1,113 receiving yards
- Rated a three-star prospect by *247Sports*
- Has two sisters, Keila Wright and Kaia Wade, and three brothers, Gage, Deniro and Jodeci Wade

— 2024 SEASON HIGHLIGHTS —

- Spent the entire season on Baltimore's practice squad

DAYTON WADE'S NFL REGULAR SEASON RUSHING/RECEIVING STATISTICS													
		RECEIVING							RUSHING				
DATE	TEAM	GP	GS	NO.	YDS.	AVG.	LG	TD	NO.	YDS.	AVG.	LG	TD
2024	Ravens	0	0	0	0	0.0	0	0	0	0	0.0	0	0
NFL TOTALS		0	0	0	0	0.0	0	0	0	0	0.0	0	0

DAYTON WADE'S NFL POSTSEASON RUSHING/RECEIVING STATISTICS													
		RECEIVING							RUSHING				
DATE	TEAM	GP	GS	NO.	YDS.	AVG.	LG	TD	NO.	YDS.	AVG.	LG	TD
2024	Ravens	0	0	0	0	0.0	0	0	0	0	0.0	0	0
NFL TOTALS		0	0	0	0	0.0	0	0	0	0	0.0	0	0

DAYTON WADE'S NFL REGULAR SEASON RETURN STATISTICS													
		KICKOFF RETURNS					PUNT RETURNS						
DATE	TEAM	RET.	YDS.	AVG.	LG	TD	NO.	FC	YDS.	AVG.	LG	TD	
2024	Ravens	0	0	0.0	0	0	0	0	0	0.0	0	0	
NFL TOTALS		0	0	0.0	0	0	0	0	0	0.0	0	0	

DAYTON WADE'S NFL POSTSEASON RETURN STATISTICS													
		KICKOFF RETURNS					PUNT RETURNS						
DATE	TEAM	RET.	YDS.	AVG.	LG	TD	NO.	FC	YDS.	AVG.	LG	TD	
2024	Ravens	0	0	0.0	0	0	0	0	0	0.0	0	0	
NFL TOTALS		0	0	0.0	0	0	0	0	0	0.0	0	0	

82 DAYTON WADE

DAYTON WADE'S 2024 GXG REGULAR-SEASON STATISTICS (RAVENS)

RECEIVING							RUSHING							
DATE	OPPONENT	P/S	NO.	YDS.	AVG.	LG	TD	NO.	YDS.	AVG.	LG	TD	W/L	SCORE
09/05	at Chiefs							PRACTICE SQUAD					L	20-27
09/15	Raiders							PRACTICE SQUAD					L	23-26
09/22	at Cowboys							PRACTICE SQUAD					W	28-25
09/29	Bills							PRACTICE SQUAD					W	35-10
10/06	at Bengals							PRACTICE SQUAD					W	41-38+
10/13	Commanders							PRACTICE SQUAD					W	30-23
10/21	at Buccaneers							PRACTICE SQUAD					W	41-31
10/27	at Browns							PRACTICE SQUAD					L	24-29
11/03	Broncos							PRACTICE SQUAD					W	41-10
11/07	Bengals							PRACTICE SQUAD					W	35-34
11/17	at Steelers							PRACTICE SQUAD					L	16-18
11/25	at Chargers							PRACTICE SQUAD					W	30-23
12/01	Eagles							PRACTICE SQUAD					L	19-24
12/15	at Giants							PRACTICE SQUAD					W	35-14
12/21	Steelers							PRACTICE SQUAD					W	34-17
12/25	at Texans							PRACTICE SQUAD					W	31-2
01/04	Browns							PRACTICE SQUAD					W	35-10
2024 TOTALS		0-0	0	0	0.0	0	0	0	0	0.0	0	0	12-5	
+ - Overtime														

+ - Overtime

DAYTON WADE'S 2024 GXG POSTSEASON STATISTICS (RAVENS)

RECEIVING								RUSHING						
DATE	OPPONENT	P/S	NO.	YDS.	AVG.	LG	TD	NO.	YDS.	AVG.	LG	TD	W/L	SCORE
01/11	Steelers							PRACTICE SQUAD					W	28-14
01/19	at Bills							PRACTICE SQUAD					L	25-27
2024 TOTALS		0-0	0	0	0.0	0	0	0	0	0.0	0	0	1-1	



81

WR

6-1 | 198

DEVONTEZ WALKER

COLLEGE: NORTH CAROLINA

AGE: 23 HOMETOWN: CHARLOTTE, NC

EXP. (NFL/RAVENS): ROOKIE GP/GS (PLAYOFFS): 9/0 (2/0)



— KEY TRANSACTIONS —

- Devontez Walker was selected by the Ravens in the fourth round (113th overall) of the 2024 NFL Draft...Was the first of two Ravens draft picks (CB T.J. Tampa, 130th) in the round

— COLLEGE HONORS —

- Third-team All-ACC (2023)
- First-team All-MAC (2022)

— COLLEGE HIGHLIGHTS —

- Appeared in 28 games (18 starts) during his three-year career between North Carolina (2023) and Kent State (2021-22), totaling 1,744 receiving yards and 19 TDs on 104 receptions (16.8 avg)...Added 52 yards and 1 TD on 6 rushes (8.7 avg)
- Awarded ACC WR of the Week (10/16), after posting 132 yards and 3 TDs on 6 receptions (22.0 avg), while adding 19 yards on 2 carries in the 41-31 victory vs. Miami (10/14/23)
- Posted 84 yards on 5 receptions (16.8 avg) – including an OT, game-winning TD catch – for the Golden Flashes in the season finale at Buffalo (11/26/22)

— PERSONAL —

- Ran a 4.36-second 40-yard dash at the 2024 NFL Combine, tied for the fifth-fastest time of the entire event
- Claims Ravens teammate CB Nate Wiggins was “probably the best player” he’s ever played against in college
- Denied eligibility by the NCAA five times (due to NCAA rules that wouldn’t give eligibility waivers to a double-transfer student) after transferring from North Carolina Central to Kent State and then to UNC...Worked on UNC’s scout team to stay connected with the team, despite not being able to play for the start of the 2023 season...Was finally deemed eligible on 10/5/23 (also his mom’s birthday) and appeared as a Tar Heel for the first time vs. Syracuse (10/7/23)

- Originally attended North Carolina Central, but transferred to Kent State when the Eagles’ 2020 fall season was canceled due to the COVID-19 pandemic...Transferred to UNC in 2023 to be closer to his grandmother and family
- Tore his ACL the spring before graduating high school... Before enrolling in college, Walker worked at the local Bojangles to help pay his rehab bills for a year
- Served as the primary caretaker for his grandmother, Loretta Black, during high school after she had multiple hip and knee operations as well as severe scoliosis...His mother worked two jobs, so Walker helped administer his grandmother’s medicine, cleaned, cooked and ran errands for her
- Has dreamed of playing in the NFL since the age of 4

— NOTE THE QUOTE —

“With ‘Tez,’ you get really a vertical receiver, size and speed. In some ways, he reminds me of a Torrey Smith-type of player – an outside, take-the-top-off, vertical threat with good size, and phenomenal kid, excellent jumping ability.”

— EVP & GM Eric DeCosta

— 2024 SEASON HIGHLIGHTS —

- Saw action in nine games as a rookie, recording 1 reception for 21 yards and 1 TD
- Made his playoff debut in the 28-14 Wild Card win vs. Pit. (1/11/25), appearing for 2 snaps on offense and 18 ST snaps
- Hauled in a 21-yard, toe-tapping TD grab on his first-career reception in the 35-14 win at NYG (12/15)
- Made his NFL debut in the 41-31 win at TB (10/21), appearing on 11 ST snaps

DEVONTEZ WALKER'S NFL REGULAR SEASON RUSHING/RECEIVING STATISTICS

RECEIVING									RUSHING				
DATE	TEAM	GP	GS	NO.	YDS.	AVG.	LG	TD	NO.	YDS.	AVG.	LG	TD
2024	Ravens	9	0	1	21	21.0	21t	1	0	0	0.0	0	0
NFL TOTALS		9	0	1	21	21.0	21T	1	0	0	0.0	0	0

DEVONTEZ WALKER'S NFL POSTSEASON RUSHING/RECEIVING STATISTICS

RECEIVING									RUSHING				
DATE	TEAM	GP	GS	NO.	YDS.	AVG.	LG	TD	NO.	YDS.	AVG.	LG	TD
2024	Ravens	2	0	0	0	0.0	0	0	0	0	0.0	0	0
NFL TOTALS		2	0	0	0	0.0	0	0	0	0	0.0	0	0

81 DEVONTEZ WALKER

DEVONTEZ WALKER'S NFL REGULAR SEASON RETURN STATISTICS

KICKOFF RETURNS							PUNT RETURNS					
DATE	TEAM	RET.	YDS.	AVG.	LG	TD	NO.	FC	YDS.	AVG.	LG	TD
2024	Ravens	0	0	0.0	0	0	0	0	0	0.0	0	0
NFL TOTALS		0	0	0.0	0	0	0	0	0	0.0	0	0

DEVONTEZ WALKER'S NFL POSTSEASON RETURN STATISTICS

KICKOFF RETURNS							PUNT RETURNS					
DATE	TEAM	RET.	YDS.	AVG.	LG	TD	NO.	FC	YDS.	AVG.	LG	TD
2024	Ravens	0	0	0.0	0	0	0	0	0	0.0	0	0
NFL TOTALS		0	0	0.0	0	0	0	0	0	0.0	0	0

DEVONTEZ WALKER'S SINGLE-GAME HIGHS: RECEIVING

Longest Receptions

21t at New York Giants, Dec 15, 2024

Most TDs

1 at New York Giants, Dec 15, 2024

DEVONTEZ WALKER'S 2024 GXG REGULAR-SEASON STATISTICS (RAVENS)

RECEIVING							RUSHING						W/L	SCORE
DATE	OPPONENT	P/S	NO.	YDS.	AVG.	LG	TD	NO.	YDS.	AVG.	LG	TD		
09/05	at Chiefs						ON INACTIVE LIST						L	20-27
09/15	Raiders						ON INACTIVE LIST						L	23-26
09/22	at Cowboys						ON INACTIVE LIST						W	28-25
09/29	Bills						ON INACTIVE LIST						W	35-10
10/06	at Bengals						ON INACTIVE LIST						W	41-38+
10/13	Commanders						ON INACTIVE LIST						W	30-23
10/21	at Buccaneers	P	0	0	0.0	0	0	0	0	0.0	0	0	W	41-31
10/27	at Browns	P	0	0	0.0	0	0	0	0	0.0	0	0	L	24-29
11/03	Broncos	P	0	0	0.0	0	0	0	0	0.0	0	0	W	41-10
11/07	Bengals	P	0	0	0.0	0	0	0	0	0.0	0	0	W	35-34
11/17	at Steelers						ON INACTIVE LIST						L	16-18
11/25	at Chargers	P	0	0	0.0	0	0	0	0	0.0	0	0	W	30-23
12/01	Eagles						ON INACTIVE LIST						L	19-24
12/15	at Giants	P	1	21	21.0	21t	1	0	0	0.0	0	0	W	35-14
12/21	Steelers	P	0	0	0.0	0	0	0	0	0.0	0	0	W	34-17
12/25	at Texans	P	0	0	0.0	0	0	0	0	0.0	0	0	W	31-2
01/04	Browns	P	0	0	0.0	0	0	0	0	0.0	0	0	W	35-10
2024 TOTALS		9-0	1	21	21.0	21T	1	0	0	0.0	0	0	12-5	

+ - Overtime

DEVONTEZ WALKER'S 2024 GXG POSTSEASON STATISTICS (RAVENS)

RECEIVING							RUSHING						W/L	SCORE
DATE	OPPONENT	P/S	NO.	YDS.	AVG.	LG	TD	NO.	YDS.	AVG.	LG	TD		
01/11	Steelers	P	0	0	0.0	0	0	0	0	0.0	0	0	W	28-14
01/19	at Bills	P	0	0	0.0	0	0	0	0	0.0	0	0	L	25-27
2024 TOTALS		2-0	0	0	0.0	0	0	0	0	0.0	0	0	1-1	

DEVONTEZ WALKER'S COLLEGE RUSHING/RECEIVING STATISTICS

RUSHING														RECEIVING				
DATE	TEAM	GP	GS	NO.	YDS.	AVG.	LG	TD	NO.	YDS.	AVG.	LG	TD					
2021	Kent St.	8	0	0	0	0.0	0	0	5	124	24.8	73	1					
2022	Kent St.	12	12	3	29	9.7	18	1	58	921	15.9	56	11					
2023	North Carolina	8	6	3	23	7.7	20	0	41	699	17.0	56	7					
TOTALS		28	18	6	52	8.7	20	1	104	1,744	16.8	73	19					

DEVONTEZ WALKER'S COLLEGE RETURN STATISTICS

KICKOFF RETURNS							PUNT RETURNS					
DATE	TEAM	RET.	YDS.	AVG.	LG	TD	NO.	FC	YDS.	AVG.	LG	TD
2021	Kent St.	0	0	0.0	0	0	0	0	0	0.0	0	0
2022	Kent St.	0	0	0.0	0	0	0	0	0	0.0	0	0
2023	North Carolina	0	0	0.0	0	0	0	0	0	0.0	0	0
TOTALS		0	0	0.0	0	0	0	0	0	0.0	0	0



16
WR

5-11 | 202

TYLAN WALLACE

COLLEGE: OKLAHOMA STATE

AGE: 25 HOMETOWN: FORT WORTH, TX

EXP. (NFL/RAVENS): 4/4

GP/GS (PLAYOFFS): 54/1 (2/2)



— KEY TRANSACTIONS —

- Activated from Injured Reserve/Designated for Return on 10/28/23
- Designated to return from Injured Reserve on 10/25/23
- Placed on Injured Reserve on 9/25/23
- Placed on Injured Reserve (hamstring) on 1/14/23
- Activated off Injured Reserve on 1/7/23
- Designated to return from Injured Reserve on 12/28/22
- Placed on Injured Reserve (hamstring) on 12/3/22
- Tylan Wallace was selected by the Ravens in the fourth round (131st overall) of the 2021 NFL Draft

— HONORS —

- AFC Special Teams Player of the Week (Week 14, 2023)

— CAREER HIGHLIGHTS —

- Tallied an 84-yard catch-and-run TD vs. Cin. (11/7/24) for his first-career offensive TD
- Appeared in 11 games with Baltimore in 2023, posting an 11-yard reception, in addition to 6 PRs for 127 yards and 1 TD – a 76-yarder that marked the NFL's fourth-ever walk-off PR-TD in OT – 1 KOR for 26 yards and 2 solo ST tackles...Saw an increased role as a returner while WR Devin Duvernay was on Injured Reserve toward the end of the regular season
- Returned punts for the first time in his NFL career, recording 3 PRs for 95 yards, including a walk-off, game-winning 76-yarder in the 37-31 OT win vs. LAR (12/10/23)...It marked the 16th PR-TD in Ravens history, the first walk-off return by the Ravens since S Will Hill's 64-yard blocked FGA return at Cle. (11/30/15) as time expired in the fourth quarter and the fourth OT PR-TD in NFL history
- Appeared in all 17 games (one start) in his 2021 rookie campaign, contributing primarily on special teams (84 offensive snaps & 278 ST snaps)...Produced 9 ST tackles (4 solo) and 2 KORs for 39 yards, helping Baltimore's special teams rank No. 1 in *Football Outsiders*' DVOA rating...Added 2 receptions for 23 yards

— PERSONAL —

- Has a twin brother, Tracin, who also played football at Oklahoma State before injuries forced him to retire...Tracin now serves as an assistant WRs coach with Oklahoma State
- As infants, he and his brother developed cryptophasia, which is a phenomenon of a language developed by twins that only the two children can understand
- Has been actively involved with volunteering for the My Brother's Keeper program

- **First name is pronounced: TIE-luhn**

— 2024 SEASON HIGHLIGHTS —

- Saw action in all 17 games, registering 11 catches for 193 yards and 1 TD (all career highs)...Added 6 PRs for 67 yards (11.2 avg.)...Tallied an 84-yard catch-and-run TD vs. Cin. (11/7) for his first-career offensive TD...Contributed to an offense that ranked No. 1 in the NFL in yards per game (424.9), yards per play (6.8 – third-best single-season mark in NFL history) and red zone efficiency (74.2%) and No. 3 in points per game (30.5), while setting franchise single-season records with 7,224 net yards and 65 TDs
- Recorded a 21-yard reception in his playoff debut in the 28-14 Wild Card win vs. Pit. (1/11/25)
- Finished with career-highs in receptions (3) and receiving yards (115), while scoring his first-career offensive TD with an 84-yard catch-and-run in the 35-34 win vs. Cin. (11/7)...His 84-yard reception marked the most yards gained on a Baltimore completion since WR Mike Wallace's 95-yard TD grab on 11/6/16 (vs. Pit.)
- Posted 2 receptions, each in the fourth quarter, for a career-high 31 yards, including a career-long 19-yard catch, in the 41-38 OT win at Cin. (10/6)

TYLAN WALLACE'S NFL REGULAR SEASON RUSHING/RECEIVING STATISTICS

DATE	TEAM	GP	GS	RECEIVING					RUSHING				
				NO.	YDS.	AVG.	LG	TD	NO.	YDS.	AVG.	LG	TD
2021	Ravens	17	1	2	23	11.5	18	0	0	0	0.0	0	0
2022	Ravens	9	0	4	33	8.3	12	0	0	0	0.0	0	0
2023	Ravens	11	0	1	11	11.0	11	0	0	0	0.0	0	0
2024	Ravens	17	0	11	193	17.5	84t	1	0	0	0.0	0	0
NFL TOTALS		54	1	18	260	14.4	84T	1	0	0	0.0	0	0

16 TYLAN WALLACE

TYLAN WALLACE'S NFL POSTSEASON RUSHING/RECEIVING STATISTICS

DATE	TEAM	GP	GS	RECEIVING					RUSHING				
				NO.	YDS.	AVG.	LG	TD	NO.	YDS.	AVG.	LG	TD
2022	Ravens	0	0	0	0	0.0	0	0	0	0	0.0	0	0
2023	Ravens	0	0	0	0	0.0	0	0	0	0	0.0	0	0
2024	Ravens	2	2	2	48	24.0	27	0	0	0	0.0	0	0
NFL TOTALS		2	2	2	48	24.0	27	0	0	0	0.0	0	0

TYLAN WALLACE'S NFL REGULAR SEASON RETURN STATISTICS

KICKOFF RETURNS							PUNT RETURNS					
DATE	TEAM	RET.	YDS.	AVG.	LG	TD	NO.	FC	YDS.	AVG.	LG	TD
2021	Ravens	2	39	19.5	24	0	0	0	0	0.0	0	0
2022	Ravens	0	0	0.0	0	0	0	0	0	0.0	0	0
2023	Ravens	1	26	26.0	26	0	6	6	127	21.2	76t	1
2024	Ravens	0	0	0.0	0	0	6	12	67	11.2	21	0
NFL TOTALS		3	65	21.7	26	0	12	18	194	16.2	76T	1

TYLAN WALLACE'S NFL POSTSEASON RETURN STATISTICS

KICKOFF RETURNS							PUNT RETURNS					
DATE	TEAM	RET.	YDS.	AVG.	LG	TD	NO.	FC	YDS.	AVG.	LG	TD
2022	Ravens	0	0	0.0	0	0	0	0	0	0.0	0	0
2023	Ravens	0	0	0.0	0	0	0	0	0	0.0	0	0
2024	Ravens	0	0	0.0	0	0	0	0	0	0.0	0	0
NFL TOTALS		0	0	0.0	0	0	0	0	0	0.0	0	0

TYLAN WALLACE'S NFL REGULAR SEASON SPECIAL TEAMS STATISTICS

DATE	TEAM	GP	GS	TK	S	A	FF	FR
2021	Ravens	17	1	9	4	5	0	0
2022	Ravens	9	0	1	1	0	0	0
2023	Ravens	11	0	2	2	0	0	0
2024	Ravens	17	0	3	1	2	0	1
NFL TOTALS		54	1	15	8	7	0	1

TYLAN WALLACE'S NFL POSTSEASON SPECIAL TEAMS STATISTICS

DATE	TEAM	GP	GS	TK	S	A	FF	FR
2022	Ravens	0	0	0	0	0	0	0
2023	Ravens	0	0	0	0	0	0	0
2024	Ravens	2	2	0	0	0	0	0
NFL TOTALS		2	2	0	0	0	0	0

TYLAN WALLACE'S SINGLE-GAME HIGHS: RUSHING/RECEIVING

Receptions
Receiving Yards
Receiving Average
Longest Receptions
Receiving TDs
All-Purpose Yards
Kickoff Returns
Kickoff Return Yards
Longest Kickoff Return

3 vs. Cincinnati Bengals, Nov 07, 2024
 115 vs. Cincinnati Bengals, Nov 07, 2024
 38.3 vs. Cincinnati Bengals, Nov 07, 2024
 84t vs. Cincinnati Bengals, Nov 07, 2024
 1 vs. Cincinnati Bengals, Nov 07, 2024
 115 vs. Cincinnati Bengals, Nov 07, 2024
 2 at Cincinnati Bengals, Dec 26, 2021
 39 at Cincinnati Bengals, Dec 26, 2021
 26 at San Francisco 49ers, Dec 25, 2023

Fair Catches
Punt Return Yards
Longest Punt Return
Punt Returns
Punt Return TDs
Punt Return Average
Special Teams Tackles

3 vs. Cincinnati Bengals, Nov 07, 2024
 95 vs. Los Angeles Rams, Dec 10, 2023
 76t vs. Los Angeles Rams, Dec 10, 2023
 3 vs. Los Angeles Rams, Dec 10, 2023
 1 vs. Los Angeles Rams, Dec 10, 2023
 31.7 vs. Los Angeles Rams, Dec 10, 2023
 2 at Cleveland Browns, Dec 12, 2021
 ...2 more at 2.
 1 vs. Cincinnati Bengals, Nov 07, 2024
 ...1 more at 1.
 115 vs. Cincinnati Bengals, Nov 07, 2024

Most TDs

Scrimmage Yards

TYLAN WALLACE'S SINGLE-GAME HIGHS - POSTSEASON: RECEIVING

Longest Receptions

27 at Buffalo Bills, Jan 19, 2025

TYLAN WALLACE'S 100-YARD RECEIVING GAMES (1): REGULAR SEASON

DATE	TEAM	NO.	YDS.	AVG.	LG	TD
11/07/24	BENGALS	3	115	38.3	84t	1

16 TYLAN WALLACE

TYLAN WALLACE'S 2024 GXG REGULAR-SEASON STATISTICS (RAVENS)

DATE	OPPONENT	P/S	RECEIVING					RUSHING					W/L	SCORE
			NO.	YDS.	AVG.	LG	TD	NO.	YDS.	AVG.	LG	TD		
09/05	at Chiefs	P	0	0	0.0	0	0	0	0	0.0	0	0	L	20-27
09/15	Raiders	P	0	0	0.0	0	0	0	0	0.0	0	0	L	23-26
09/22	at Cowboys	P	0	0	0.0	0	0	0	0	0.0	0	0	W	28-25
09/29	Bills	P	0	0	0.0	0	0	0	0	0.0	0	0	W	35-10
10/06	at Bengals	P	2	31	15.5	19	0	0	0	0.0	0	0	W	41-38+
10/13	Commanders	P	0	0	0.0	0	0	0	0	0.0	0	0	W	30-23
10/21	at Buccaneers	P	0	0	0.0	0	0	0	0	0.0	0	0	W	41-31
10/27	at Browns	P	0	0	0.0	0	0	0	0	0.0	0	0	L	24-29
11/03	Broncos	P	0	0	0.0	0	0	0	0	0.0	0	0	W	41-10
11/07	Bengals	P	3	115	38.3	84t	1	0	0	0.0	0	0	W	35-34
11/17	at Steelers	P	1	8	8.0	8	0	0	0	0.0	0	0	L	16-18
11/25	at Chargers	P	1	15	15.0	15	0	0	0	0.0	0	0	W	30-23
12/01	Eagles	P	2	14	7.0	12	0	0	0	0.0	0	0	L	19-24
12/15	at Giants	P	1	8	8.0	8	0	0	0	0.0	0	0	W	35-14
12/21	Steelers	P	0	0	0.0	0	0	0	0	0.0	0	0	W	34-17
12/25	at Texans	P	1	2	2.0	2	0	0	0	0.0	0	0	W	31-2
01/04	Browns	P	0	0	0.0	0	0	0	0	0.0	0	0	W	35-10
2024 TOTALS			17-0	11	193	17.5	84T	1	0	0	0.0	0	0	12-5

+ - Overtime

TYLAN WALLACE'S 2024 GXG POSTSEASON STATISTICS (RAVENS)

DATE	OPPONENT	P/S	RECEIVING					RUSHING					W/L	SCORE
			NO.	YDS.	AVG.	LG	TD	NO.	YDS.	AVG.	LG	TD		
01/11	Steelers	S	1	21	21.0	21	0	0	0	0.0	0	0	W	28-14
01/19	at Bills	S	1	27	27.0	27	0	0	0	0.0	0	0	L	25-27
2024 TOTALS			2-2	2	48	24.0	27	0	0	0	0.0	0	0	1-1

TYLAN WALLACE'S 2024 GXG REGULAR-SEASON STATISTICS (RAVENS)

DATE	OPPONENT	P/S	TACKLES					INTERCEPTIONS					FUMBLES					ST					MISC				SCORE	
			TK	S	A	SK	YDS	TFL	YDS	QBH	NO	YDS	LG	TD	PD	FF	FR	TD	YDS	TK	S	A	FF	FR	S	A		W/L/T
09/05	at Chiefs	P	0	0	0	0.0	0.0	0	0	0	0	0	0	0	0	0	0	0	0	0	0	0	0	0	0	L	20-27	
09/15	Raiders	P	0	0	0	0.0	0.0	0	0	0	0	0	0	0	0	0	0	0	0	0	0	0	0	0	0	L	23-26	
09/22	at Cowboys	P	0	0	0	0.0	0.0	0	0	0	0	0	0	0	0	0	0	0	0	0	0	0	0	0	0	W	28-25	
09/29	Bills	P	0	0	0	0.0	0.0	0	0	0	0	0	0	0	0	0	0	0	0	0	0	0	0	0	0	W	35-10	
10/06	at Bengals	P	0	0	0	0.0	0.0	0	0	0	0	0	0	0	0	0	0	0	0	0	0	0	0	0	0	W	41-38+	
10/13	Commanders	P	0	0	0	0.0	0.0	0	0	0	0	0	0	0	0	0	0	0	0	0	0	0	0	0	0	W	30-23	
10/21	at Buccaneers	P	0	0	0	0.0	0.0	0	0	0	0	0	0	0	0	0	0	0	0	0	0	0	0	0	0	W	41-31	
10/27	at Browns	P	0	0	0	0.0	0.0	0	0	0	0	0	0	0	0	0	0	0	1	1	0	0	0	0	0	L	24-29	
11/03	Broncos	P	0	0	0	0.0	0.0	0	0	0	0	0	0	0	0	0	0	0	0	0	0	0	0	0	0	W	41-10	
11/07	Bengals	P	0	0	0	0.0	0.0	0	0	0	0	0	0	0	0	0	0	0	0	0	0	0	0	0	0	W	35-34	
11/17	at Steelers	P	0	0	0	0.0	0.0	0	0	0	0	0	0	0	0	0	0	0	1	0	1	0	0	0	0	L	16-18	
11/25	at Chargers	P	0	0	0	0.0	0.0	0	0	0	0	0	0	0	0	0	0	0	0	0	0	0	0	0	0	W	30-23	
12/01	Eagles	P	0	0	0	0.0	0.0	0	0	0	0	0	0	0	0	0	0	0	0	0	0	0	1	0	0	L	19-24	
12/15	at Giants	P	0	0	0	0.0	0.0	0	0	0	0	0	0	0	0	0	0	0	0	0	0	0	0	0	0	W	35-14	
12/21	Steelers	P	0	0	0	0.0	0.0	0	0	0	0	0	0	0	0	0	0	0	0	0	0	0	0	0	0	W	34-17	
12/25	at Texans	P	0	0	0	0.0	0.0	0	0	0	0	0	0	0	0	0	0	0	1	0	1	0	0	0	0	W	31-2	
01/04	Browns	P	0	0	0	0.0	0.0	0	0	0	0	0	0	0	0	0	0	0	0	0	0	0	0	0	0	W	35-10	
2024 TOTALS			17-0	0	0	0	0.0	0.0	0	0	0	0	0	0	0	0	0	0	3	1	2	0	1	0	0	12-5		
+ Overtime																												

+ - Overtime


TYLAN WALLACE'S 2024 GXG POSTSEASON STATISTICS (RAVENS)

			TACKLES					INTERCEPTIONS					FUMBLES					ST					MISC						
DATE	OPPONENT	P/S	TK	S	A	SK	YDS	TFL	YDS	QBH	NO	YDS	LG	TD	PD	FF	FR	TD	YDS	TK	S	A	FF	FR	S	A	W/L	SCORE	
01/11	Steelers	S	0	0	0	0.0	0.0	0	0	0	0	0	0	0	0	0	0	0	0	0	0	0	0	0	0	0	W	28-14	
01/19	at Bills	S	0	0	0	0.0	0.0	0	0	0	0	0	0	0	0	0	1	0	0	0	0	0	0	0	0	0	L	25-27	
2024 TOTALS			2-2	0	0	0	0.0	0.0	0	0	0	0	0	0	0	0	0	1	0	0	0	0	0	0	0	0	0	1-1	

16 TYLAN WALLACE

TYLAN WALLACE'S 2024 GXG REGULAR-SEASON STATISTICS (RAVENS)

DATE	OPPONENT	P/S	KICKOFF RETURNS					PUNT RETURNS					W/L	SCORE
			RET	YDS	AVG	LG	TD	NO	FC	YDS	AVG	LG		
09/05	at Chiefs	P	0	0	0.0	0	0	0	0	0	0.0	0	L	20-27
09/15	Raiders	P	0	0	0.0	0	0	0	0	0	0.0	0	L	23-26
09/22	at Cowboys	P	0	0	0.0	0	0	0	0	0	0.0	0	W	28-25
09/29	Bills	P	0	0	0.0	0	0	0	0	0	0.0	0	W	35-10
10/06	at Bengals	P	0	0	0.0	0	0	1	2	11	11.0	11	W	41-38+
10/13	Commanders	P	0	0	0.0	0	0	0	0	0	0.0	0	W	30-23
10/21	at Buccaneers	P	0	0	0.0	0	0	0	1	0	0.0	0	W	41-31
10/27	at Browns	P	0	0	0.0	0	0	1	2	10	10.0	10	L	24-29
11/03	Broncos	P	0	0	0.0	0	0	1	1	21	21.0	21	W	41-10
11/07	Bengals	P	0	0	0.0	0	0	0	3	0	0.0	0	W	35-34
11/17	at Steelers	P	0	0	0.0	0	0	1	0	9	9.0	9	L	16-18
11/25	at Chargers	P	0	0	0.0	0	0	0	1	0	0.0	0	W	30-23
12/01	Eagles	P	0	0	0.0	0	0	2	2	16	8.0	11	L	19-24
12/15	at Giants	P	0	0	0.0	0	0	0	0	0	0.0	0	W	35-14
12/21	Steelers	P	0	0	0.0	0	0	0	0	0	0.0	0	W	34-17
12/25	at Texans	P	0	0	0.0	0	0	0	0	0	0.0	0	W	31-2
01/04	Browns	P	0	0	0.0	0	0	0	0	0	0.0	0	W	35-10
2024 TOTALS		17-0	0	0	0.0	0	0	6	12	67	11.2	21	0 12-5	
+ - Overtime														



29

S


5-8 | 180

AR'DARIUS WASHINGTON

COLLEGE: TEXAS CHRISTIAN

AGE: 25 HOMETOWN: SHREVEPORT, LA

EXP. (NFL/RAVENS): 3/3 GP/GS (PLAYOFFS): 25/11 (5/2)



— KEY TRANSACTIONS —

- Re-signed with Baltimore on 3/14/24
- Activated from Injured Reserve/Designated to Return on 1/19/24
- Designated to Return from Injured Reserve on 1/3/24
- Placed on Injured Reserve (chest) on 9/19/23
- Signed from Baltimore's practice squad to the 53-man roster on 1/14/23
- Activated from the practice squad (standard elevation) on 10/16/22 (at NYG), 12/4/22 (vs. Den.) and 12/11/22 (at Pit.)
- Waived by Baltimore on 8/30/22 and signed to the team's practice squad on 8/31/22
- Placed on Injured Reserve (foot) on 11/26/21
- Signed with the Ravens as an undrafted rookie free agent on 5/13/21

— CAREER HIGHLIGHTS —

- Played in all 17 games (10 starts) for Baltimore in 2024, setting career highs in total (62) and solo tackles (43), TFL (5), INTs (2), and PD (8), while adding 1 sack...Added 2 ST tackles...Helped Baltimore's defense rank No. 1 against the run (80.1 ypg), No. 2 in sacks (54) and No. 5 (tied) in yards per play allowed (5.2)
- Appeared in two games (one start) with Baltimore in 2023, notching 11 tackles, 1 sack, 2 QBHs and 2 PD, before being placed on Injured Reserve (chest)...Was designated for return to practice on 1/3/24...Helped the Ravens' defense become the first unit in NFL history to lead the league in scoring (16.5), sacks (60) and takeaways (31)
- In 2021, saw action in three games (22 special teams snaps and 7 defensive snaps) before suffering a foot injury in practice and missing the remainder of his rookie campaign
- Was the only 2021 undrafted rookie to make Baltimore's initial 53-man roster

— PERSONAL —

- Originally committed to play at LSU before ultimately flipping his commitment and choosing to play at TCU
- **Name is pronounced: ar-DARE-ee-us**

— 2024 SEASON HIGHLIGHTS —

- Played in all 17 games (10 starts), setting career highs in total (62) and solo tackles (43), TFL (5), INTs (2), and PD (8), while adding 1 sack...Also added 2 ST tackles...Helped Baltimore's defense rank No. 1 against the run (80.1 ypg), No. 2 in sacks (54) and No. 5 (tied) in yards per play allowed (5.2)
- Recorded a team-high 7 tackles (5 solo) in the 28-14 Wild Card win vs. Pit. (1/11/25)
- Posted 4 solo tackles, including his first FF (recovered by OLB Kyle Van Noy) that gave Baltimore possession on its own 4-yard line in the 34-17 win vs. Pit. (12/21), helping the defense limit the Steelers to 198 passing yards and 4-of-10 (40%) on third down
- Registered 5 tackles (2 solo), 1 PD and his second-career INT (32-yard return) in the 35-14 win at NYG (12/15), helping the defense limit the Giants to 236 total yards (55 rushing & 181 passing) and 2-of-12 (16.7%) on third down
- Collected 8 tackles (6 solo), including a career-high 2 TFL, vs. Phi. (12/1), helping the defense limit the Eagles to 112 passing yards and 4-of-12 (33%) on third down
- Posted a career-high 12 tackles (5 solo), including 1 TFL, at Pit. (11/17), helping the defense limit the Steelers to 4-of-16 (25%) on third down and 0-of-4 (0%) in red zone TD efficiency
- Recorded his second-consecutive game with 2 PD, while also adding 3 solo tackles in the 35-34 win vs. Cin. (11/7)
- Registered 2 tackles (1 solo), 2 PD and his first-career INT in the 41-10 win vs. Den. (11/3), helping the defense limit Denver to a 1-of-4 (25%) red zone TD efficiency
- Logged a career-high tying 6 tackles (4 solo), including a fourth-quarter sack (-7 yards), in the 41-31 win at TB (10/21)...Baltimore's defense limited the Buccaneers to a 1-of-3 (33.3%) red zone TD efficiency

AR'DARIUS WASHINGTON'S NFL REGULAR SEASON DEFENSIVE STATISTICS

		TACKLES										INTERCEPTIONS					FUMBLES				ST					MISC		
DATE	TEAM	GP	GS	TK	S	A	TFL	YDS	SK	YDS	QBH	NO	YDS	LG	TD	PD	FF	FR	TD	YDS	TK	S	A	FF	FR	S	A	
2021	Ravens	3	0	0	0	0	0	0	0.0	0.0	0	0	0	0	0	0	0	0	0	0	1	0	1	0	0	0	0	0
2022	Ravens	3	0	1	1	0	0	0	0.0	0.0	0	0	0	0	0	0	0	0	0	0	1	1	0	0	0	0	0	0
2023	Ravens	2	1	11	6	5	1	8	1.0	8.0	2	0	0	0	0	2	0	0	0	0	0	0	0	0	0	0	0	0
2024	Ravens	17	10	62	43	19	5	15	1.0	7.0	2	2	33	32	0	8	1	0	0	0	2	2	0	0	0	0	0	0
NFL TOTALS		25	11	74	50	24	6	23	2.0	15.0	4	2	33	32	0	10	1	0	0	0	4	3	1	0	0	0	0	0

29 AR'DARIUS WASHINGTON

AR'DARIUS WASHINGTON'S NFL POSTSEASON DEFENSIVE STATISTICS

		TACKLES										INTERCEPTIONS					FUMBLES					ST					MISC	
DATE	TEAM	GP	GS	TK	S	A	TFL	YDS	SK	YDS	QBH	NO	YDS	LG	TD	PD	FF	FR	TD	YDS	TK	S	A	FF	FR	S	A	
2022	Ravens	1	0	0	0	0	0	0	0.0	0.0	0	0	0	0	0	0	0	0	0	0	0	0	0	0	0	0	0	
2023	Ravens	2	0	1	0	1	0	0	0.0	0.0	0	0	0	0	0	0	0	0	0	0	0	0	0	0	0	0	0	
2024	Ravens	2	2	11	7	4	0	0	0.0	0.0	0	0	0	0	0	0	0	0	0	0	0	0	0	0	0	0	0	
NFL TOTALS		5	2	12	7	5	0	0	0.0	0.0	0	0	0	0	0	0	0	0	0	0	0	0	0	0	0	0	0	

AR'DARIUS WASHINGTON'S SINGLE-GAME HIGHS: DEFENSIVE

Total Tackles 12 at Pittsburgh Steelers, Nov 17, 2024
Solo Tackles 6 vs. Philadelphia Eagles, Dec 01, 2024
Sacks 1.0 vs. Houston Texans, Sep 10, 2023
Passes Defensed 2 vs. Cincinnati Bengals, Nov 07, 2024
 ...1 more at 2.

Forced Fumbles 1 vs. Pittsburgh Steelers, Dec 21, 2024
Tackles For Loss 2 vs. Philadelphia Eagles, Dec 01, 2024
Interceptions 1 at New York Giants, Dec 15, 2024
 ...1 more at 1.
Special Teams Tackles 2 vs. Denver Broncos, Nov 03, 2024

AR'DARIUS WASHINGTON'S SINGLE-GAME HIGHS - POSTSEASON: DEFENSIVE

Total Tackles 7 vs. Pittsburgh Steelers, Jan 11, 2025
Solo Tackles 5 vs. Pittsburgh Steelers, Jan 11, 2025

AR'DARIUS WASHINGTON'S 2024 GXG REGULAR-SEASON STATISTICS (RAVENS)

			TACKLES								INTERCEPTIONS					FUMBLES				ST					MISC				
DATE	OPPONENT	P/S	TK	S	A	SK	YDS	TFL	YDS	QBH	NO	YDS	LG	TD	PD	FF	FR	TD	YDS	TK	S	A	FF	FR	S	A	W/L	SCORE	
09/05	at Chiefs	P	0	0	0	0.0	0.0	0	0	0	0	0	0	0	1	0	0	0	0	0	0	0	0	0	0	0	0	L	20-27
09/15	Raiders	P	1	1	0	0.0	0.0	0	0	0	0	0	0	0	0	0	0	0	0	0	0	0	0	0	0	0	0	L	23-26
09/22	at Cowboys	P	2	2	0	0.0	0.0	0	0	0	0	0	0	0	1	0	0	0	0	0	0	0	0	0	0	0	0	W	28-25
09/29	Bills	P	1	1	0	0.0	0.0	0	0	0	0	0	0	0	0	0	0	0	0	0	0	0	0	0	0	0	0	W	35-10
10/06	at Bengals	P	4	2	2	0.0	0.0	0	0	0	0	0	0	0	0	0	0	0	0	0	0	0	0	0	0	0	0	W	41-38+
10/13	Commanders	P	1	1	0	0.0	0.0	0	0	0	0	0	0	0	0	0	0	0	0	0	0	0	0	0	0	0	0	W	30-23
10/21	at Buccaneers	P	6	4	2	1.0	7.0	1	7	1	0	0	0	0	0	0	0	0	0	0	0	0	0	0	0	0	0	W	41-31
10/27	at Browns	S	3	3	0	0.0	0.0	1	1	0	0	0	0	0	0	0	0	0	0	0	0	0	0	0	0	0	0	L	24-29
11/03	Broncos	S	2	1	1	0.0	0.0	0	0	0	1	1	1	0	2	0	0	0	0	0	2	2	0	0	0	0	0	W	41-10
11/07	Bengals	S	3	3	0	0.0	0.0	0	0	1	0	0	0	0	0	2	0	0	0	0	0	0	0	0	0	0	0	W	35-34
11/17	at Steelers	S	12	5	7	0.0	0.0	1	1	0	0	0	0	0	0	0	0	0	0	0	0	0	0	0	0	0	0	L	16-18
11/25	at Chargers	S	4	4	0	0.0	0.0	0	0	0	0	0	0	0	0	0	0	0	0	0	0	0	0	0	0	0	0	W	30-23
12/01	Eagles	S	8	6	2	0.0	0.0	2	6	0	0	0	0	0	0	0	0	0	0	0	0	0	0	0	0	0	0	L	19-24
12/15	at Giants	S	5	2	3	0.0	0.0	0	0	0	1	32	32	0	1	0	0	0	0	0	0	0	0	0	0	0	0	W	35-14
12/21	Steelers	S	4	4	0	0.0	0.0	0	0	0	0	0	0	0	0	1	0	0	0	0	0	0	0	0	0	0	0	W	34-17
12/25	at Texans	S	2	2	0	0.0	0.0	0	0	0	0	0	0	0	0	0	0	0	0	0	0	0	0	0	0	0	0	W	31-2
01/04	Browns	S	4	2	2	0.0	0.0	0	0	0	0	0	0	0	1	0	0	0	0	0	0	0	0	0	0	0	0	W	35-10
2024 TOTALS		17-10	62	43	19	1.0	7.0	5	15	2	2	33	32	0	8	1	0	0	0	2	2	0	0	0	0	0	0	12-5	
+ - Overtime																													

AR'DARIUS WASHINGTON'S 2024 GXG POSTSEASON STATISTICS (RAVENS)

			TACKLES								INTERCEPTIONS						FUMBLES				ST				MISC			
DATE	OPPONENT	P/S	TK	S	A	SK	YDS	TFL	YDS	QBH	NO	YDS	LG	TD	PD	FF	FR	TD	YDS	TK	S	A	FF	FR	S	A	W/L	SCORE
01/11	Steelers	S	7	5	2	0.0	0.0	0	0	0	0	0	0	0	0	0	0	0	0	0	0	0	0	0	0	0	W	28-14
01/19	at Bills	S	4	2	2	0.0	0.0	0	0	0	0	0	0	0	0	0	0	0	0	0	0	0	0	0	0	0	L	25-27
2024 TOTALS		2-2	11	7	4	0.0	0.0	0	0	0	0	0	0	0	0	0	0	0	0	0	0	0	0	0	0	0	1-1	



96

DL

6-2 | 315

BRODERICK WASHINGTON

COLLEGE: TEXAS TECH

AGE: 28 HOMETOWN: LONGVIEW, TX

EXP. (NFL/RAVENS): 5/5 GP/GS (PLAYOFFS): 70/21 (5/0)



— KEY TRANSACTIONS —

- Signed a three-year contract extension with the Ravens on 8/9/23
- Was selected by the Ravens in the fifth round (170th overall) of the 2020 NFL Draft

— CAREER HIGHLIGHTS —

- Played in 16 games (five starts) with Baltimore in 2023, recording career-bests in sacks (2), TFL (3), QBHs (5) and his first-career FRs (2), while contributing 18 tackles...Helped the Ravens’ defense become the first unit in NFL history to lead the league in scoring (16.5), sacks (60) and takeaways (31)
- Started nine of 17 games in 2022, registering a career-high 49 tackles (25 solo), while adding 2 TFL, 1 sack, 4 QBHs and 6 PD...Helped Baltimore’s defense rank in the Top 5 in four categories: No. 3 in points allowed per game (18.5), No. 3 in defensive red zone TD% (46.4), No. 3 in rushing yards per game (92.1) and No. 4 in third-down efficiency (34.9%)
- In 2021, played in 14 games (two starts), registering 16 tackles, 2 TFL, his first-career sack and 3 QBHs...Helped Baltimore rank No. 1 in run defense (84.5 ypg)
- Appeared in eight games as a rookie in 2020, notching 2 tackles...Helped Baltimore’s defense rank No. 2 in both points allowed (18.9) and third-down efficiency (34.0%)

- Made his NFL debut and recorded his first-career tackle in the season-opening win vs. Cle. (9/13/20)

— PERSONAL —

- Is one of seven siblings
- Wants to be a football coach when his playing career ends and model his coaching style after his HS coach, John King
- Majored in human sciences

— 2024 SEASON HIGHLIGHTS —

- Appeared in 15 games (five starts), totaling 21 tackles (9 solo), including a career-high tying 2 sacks, 1 TFL, 2 PD and 1 FF...Helped Baltimore’s defense rank No. 1 against the run (80.1 ypg), No. 2 in sacks (54) and No. 5 (tied) in yards per play allowed (5.2)
- Posted 3 solo tackles, including a third-quarter sack, and 1 FF vs. Phi. (12/1), helping the defense limit the Eagles to 252 total yards and 4-of-12 (33%) on third down
- Recorded 4 tackles (2 solo), including a second-quarter sack (-10 yards), at Pit. (11/17), helping the defense limit the Steelers to 4-of-16 (25%) on third down and 0-of-4 (0%) in red zone TD efficiency
- Notched a career-high 6 tackles (3 solo) and 1 PD in the 41-10 win vs. Den. (11/3), helping the defense limit Denver to a 1-of-4 (25%) red zone TD efficiency

BRODERICK WASHINGTON'S NFL REGULAR SEASON DEFENSIVE STATISTICS																											
				TACKLES								INTERCEPTIONS						FUMBLES				ST				MISC	
DATE	TEAM	GP	GS	TK	S	A	TFL	YDS	SK	YDS	QBH	NO	YDS	LG	TD	PD	FF	FR	TD	YDS	TK	S	A	FF	FR	S	A
2020	Ravens	8	0	2	0	2	0	0	0.0	0.0	0	0	0	0	0	0	0	0	0	0	0	0	0	0	0	0	0
2021	Ravens	14	2	16	8	8	2	10	1.0	10.0	3	0	0	0	0	0	0	0	0	0	0	0	0	0	0	0	0
2022	Ravens	17	9	49	25	24	2	8	1.0	8.0	4	0	0	0	0	6	0	0	0	0	0	0	0	0	0	0	0
2023	Ravens	16	5	18	10	8	3	16	2.0	15.0	5	0	0	0	0	0	0	2	0	0	0	0	0	0	0	0	0
2024	Ravens	15	5	21	9	12	1	10	2.0	10.0	2	0	0	0	0	2	1	0	0	0	0	0	0	0	0	0	0
NFL TOTALS		70	21	106	52	54	8	44	6.0	43.0	14	0	0	0	0	8	1	2	0	0	0	0	0	0	0	0	0

BRODERICK WASHINGTON'S NFL POSTSEASON DEFENSIVE STATISTICS																											
				TACKLES								INTERCEPTIONS						FUMBLES				ST				MISC	
DATE	TEAM	GP	GS	TK	S	A	TFL	YDS	SK	YDS	QBH	NO	YDS	LG	TD	PD	FF	FR	TD	YDS	TK	S	A	FF	FR	S	A
2020	Ravens	0	0	0	0	0	0	0	0.0	0.0	0	0	0	0	0	0	0	0	0	0	0	0	0	0	0	0	0
2022	Ravens	1	0	3	1	2	0	0	0.5	1.0	1	0	0	0	0	0	0	0	0	0	0	0	0	0	0	0	0
2023	Ravens	2	0	3	1	2	0	0	0.0	0.0	1	0	0	0	0	0	0	0	0	0	0	0	0	0	0	0	0
2024	Ravens	2	0	3	2	1	0	0	0.0	0.0	0	0	0	0	0	0	0	0	0	0	0	0	0	0	0	0	0
NFL TOTALS		5	0	9	4	5	0	0	0.5	1.0	2	0	0	0	0	0	0	0	0	0	0	0	0	0	0	0	0

96 BRODERICK WASHINGTON

BRODERICK WASHINGTON'S SINGLE-GAME HIGHS: DEFENSIVE

Total Tackles	6 vs. Denver Broncos, Nov 03, 2024	Forced Fumbles	1 vs. Philadelphia Eagles, Dec 01, 2024
Solo Tackles	3 vs. Philadelphia Eagles, Dec 01, 2024	Fumble Recoveries	1 vs. Pittsburgh Steelers, Jan 06, 2024
	...4 more at 3.		...1 more at 1.
Sacks	1.0 at Pittsburgh Steelers, Nov 17, 2024	Tackles For Loss	1 at Pittsburgh Steelers, Nov 17, 2024
	...4 more at 1.0.		...7 more at 1.
Passes Defensed	2 at Tampa Bay Buccaneers, Oct 27, 2022		

BRODERICK WASHINGTON'S SINGLE-GAME HIGHS - POSTSEASON: DEFENSIVE

Total Tackles	3 at Cincinnati Bengals, Jan 15, 2023	Solo Tackles	1 at Buffalo Bills, Jan 19, 2025
			...3 more at 1.

BRODERICK WASHINGTON'S 2024 GXG REGULAR-SEASON STATISTICS (RAVENS)

			TACKLES							INTERCEPTIONS					FUMBLES				ST				MISC						
DATE	OPPONENT	P/S	TK	S	A	SK	YDS	TFL	YDS	QBH	NO	YDS	LG	TD	PD	FF	FR	TD	YDS	TK	S	A	FF	FR	S	A	W/L	SCORE	
09/05	at Chiefs	P	1	0	1	0.0	0.0	0	0	0	0	0	0	0	0	0	0	0	0	0	0	0	0	0	0	0	L	20-27	
09/15	Raiders	P	2	0	2	0.0	0.0	0	0	0	0	0	0	0	0	0	0	0	0	0	0	0	0	0	0	0	L	23-26	
09/22	at Cowboys	P	0	0	0	0.0	0.0	0	0	0	0	0	0	0	0	0	0	0	0	0	0	0	0	0	0	0	W	28-25	
09/29	Bills	P	1	0	1	0.0	0.0	0	0	0	0	0	0	0	0	0	0	0	0	0	0	0	0	0	0	0	W	35-10	
10/06	at Bengals	P	0	0	0	0.0	0.0	0	0	0	0	0	0	0	0	0	0	0	0	0	0	0	0	0	0	0	W	41-38+	
10/13	Commanders		ON INACTIVE LIST																								W	30-23	
10/21	at Buccaneers		ON INACTIVE LIST																								W	41-31	
10/27	at Browns	P	0	0	0	0.0	0.0	0	0	0	0	0	0	0	1	0	0	0	0	0	0	0	0	0	0	0	L	24-29	
11/03	Broncos	S	6	3	3	0.0	0.0	0	0	0	0	0	0	0	1	0	0	0	0	0	0	0	0	0	0	0	W	41-10	
11/07	Bengals	P	0	0	0	0.0	0.0	0	0	0	0	0	0	0	0	0	0	0	0	0	0	0	0	0	0	0	W	35-34	
11/17	at Steelers	S	4	2	2	1.0	10.0	1	10	1	0	0	0	0	0	0	0	0	0	0	0	0	0	0	0	0	L	16-18	
11/25	at Chargers	S	0	0	0	0.0	0.0	0	0	0	0	0	0	0	0	0	0	0	0	0	0	0	0	0	0	0	W	30-23	
12/01	Eagles	S	3	3	0	1.0	0.0	0	0	1	0	0	0	0	0	1	0	0	0	0	0	0	0	0	0	0	L	19-24	
12/15	at Giants	P	1	0	1	0.0	0.0	0	0	0	0	0	0	0	0	0	0	0	0	0	0	0	0	0	0	0	W	35-14	
12/21	Steelers	S	0	0	0	0.0	0.0	0	0	0	0	0	0	0	0	0	0	0	0	0	0	0	0	0	0	0	W	34-17	
12/25	at Texans	P	3	1	2	0.0	0.0	0	0	0	0	0	0	0	0	0	0	0	0	0	0	0	0	0	0	0	W	31-2	
01/04	Browns	P	0	0	0	0.0	0.0	0	0	0	0	0	0	0	0	0	0	0	0	0	0	0	0	0	0	0	W	35-10	
2024 TOTALS			15-5	21	9	12	2.0	10.0	1	10	2	0	0	0	0	2	1	0	0	0	0	0	0	0	0	0	0	12-5	
+ - Overtime																													

+ - Overtime

BRODERICK WASHINGTON'S 2024 GXG POSTSEASON STATISTICS (RAVENS)

			TACKLES							INTERCEPTIONS					FUMBLES				ST				MISC					
DATE	OPPONENT	P/S	TK	S	A	SK	YDS	TFL	YDS	QBH	NO	YDS	LG	TD	PD	FF	FR	TD	YDS	TK	S	A	FF	FR	S	A	W/L	SCORE
01/11	Steelers	P	2	1	1	0.0	0.0	0	0	0	0	0	0	0	0	0	0	0	0	0	0	0	0	0	0	0	W	28-14
01/19	at Bills	P	1	1	0	0.0	0.0	0	0	0	0	0	0	0	0	0	0	0	0	0	0	0	0	0	0	0	L	25-27
2024 TOTALS		2-0	3	2	1	0.0	0.0	0	0	0	0	0	0	0	0	0	0	0	0	0	0	0	0	0	0	0	1-1	



85

TE

6-5 | 242

SCOTTY WASHINGTON

COLLEGE: WAKE FOREST

AGE: 28 HOMETOWN: WASHINGTON, D.C.

EXP. (NFL/RAVENS): 1/1 GP/GS (PLAYOFFS): 1/0



TRANSACTIONS: Scotty Washington signed to the Ravens' practice squad on 11/28/24...Waived (injury settlement) by the Ravens on 8/20/24...Signed to a Reserve/Future contract with the Ravens on 1/29/24...Signed to the Ravens' practice squad on 11/20/23...Released by Pittsburgh on 11/14/23...Signed to the Pittsburgh Steelers' practice squad on 10/24/23...Released by New England on 8/27/23...Signed a Reserve/Future contract with New England on 1/10/23...Placed on the Patriots' practice squad Injured Reserve list on 12/27/22...Activated from the Patriots' practice squad (standard elevation) on 12/23/22 (vs. Cin.)...Signed to the New England Patriots' practice squad on 9/20/22...Waived by Cincinnati on 8/22/22...Signed by the Bengals on 2/14/22...Signed to the Bengals' practice squad on 12/27/21...Waived by Cincinnati on 8/30/21...Signed a Reserve/Future contract with Cincinnati on 1/3/21...Waived by Cincinnati on 9/4/20 and signed to the team's practice squad on 9/5/20...Signed with the Cincinnati Bengals as an undrafted rookie free agent on 4/26/20.

PRO: 2024 (BALTIMORE – 0/0, 0/0) Spent time on the Ravens' practice squad. **2023 (BALTIMORE/PITTSBURGH/NEW ENGLAND – 0/0, 0/0)** Joined the Ravens' practice squad after spending time with the Steelers and Patriots. **2022 (NEW ENGLAND – 1/0)** Spent most of the season on the Patriots' practice squad, playing 22 snaps in his lone appearance and NFL debut vs. Cin. (12/24/22). **2021 (CINCINNATI – 0/0, 0/0)** Spent the regular season and all four playoff games, including Super Bowl LVI vs. LAR (2/13/22), on the Bengals' practice squad as a TE. **2020 (CINCINNATI – 0/0)** Spent the entire season on the Bengals' practice squad as a WR.

COLLEGE: Played in 43 games (25 starts) over five seasons (2015-19) at Wake Forest as a WR, totaling 110 receptions for 1,676 yards and 13 TDs, all of which ranked Top 20 in program history at the time...Started the first eight games as a senior in 2019, registering 35 receptions for 607 yards and 7 TDs, before suffering a season-ending ankle injury...Notched 7 receptions for a career-best 158 receiving yards and two scores vs. Rice (9/6/19), earning a spot on the Pro Football Focus ACC Team of the Week and garnering ACC Receiver of the Week honors...Tallied 20 catches for 243 yards and 3 TDs as a junior in 2018...Became the first Wake Forest player with a reception and INT in the same game since Butch Henry (1967) when he picked off future Bengals teammate Ryan Finley on the final play of the game on a Hail Mary attempt vs. North Carolina State (11/8/18)...Recorded career-highs in receptions (45) and receiving yards (711) as a sophomore in 2017...Named to ESPN's All-ACC Bowl team after a 9-catch, 138-yard and 1-TD performance – including a 47-yard reception that was the No. 5 Play of the Day on ESPN's SportsCenter – in a 55-52 victory over Texas A&M in the Belk Bowl (12/29/17)...Blocked a last-second, game-sealing FGA vs. Appalachian State (9/23/17)...Graduated with a degree in communications in December of 2018.

HIGH SCHOOL/PERSONAL: Prepped at St. John's College (Washington, D.C.) HS where he was a three-star recruit and ranked as a Top 10 player in Washington, D.C....Caught 19 passes for 422 yards and 2 TDs as a team captain in 2014...Helped the Cadets to the Washington Catholic Athletic Conference Championship game in 2013...Given name is Anthony, but earned the nickname Scotty from his older sister...Roomed with Atlanta Falcons S and former Bengals teammate Jessie Bates III while at Wake Forest...Enjoys fishing for perch and bass on the Chesapeake Bay in his spare time.

SCOTTY WASHINGTON'S NFL REGULAR SEASON RUSHING/RECEIVING STATISTICS													
DATE	TEAM	GP	GS	RECEIVING					RUSHING				
				NO.	YDS.	AVG.	LG	TD	NO.	YDS.	AVG.	LG	TD
2020	Bengals	0	0	0	0	0.0	0	0	0	0	0.0	0	0
2021	Bengals	0	0	0	0	0.0	0	0	0	0	0.0	0	0
2022	Bengals	1	0	0	0	0.0	0	0	0	0	0.0	0	0
2023	Patriots	0	0	0	0	0.0	0	0	0	0	0.0	0	0
Went from New England to Pittsburgh.													
2023	Steelers	0	0	0	0	0.0	0	0	0	0	0.0	0	0
Went from Pittsburgh to Baltimore.													
2023	Ravens	0	0	0	0	0.0	0	0	0	0	0.0	0	0
2023	TOTAL	0	0	0	0	0.0	0	0	0	0	0.0	0	0
2024	Ravens	0	0	0	0	0.0	0	0	0	0	0.0	0	0
NFL TOTALS		1	0	0	0	0.0	0	0	0	0	0.0	0	0

SCOTTY WASHINGTON'S NFL POSTSEASON RUSHING/RECEIVING STATISTICS													
DATE	TEAM	GP	GS	RECEIVING					RUSHING				
				NO.	YDS.	AVG.	LG	TD	NO.	YDS.	AVG.	LG	TD
2021	Bengals	0	0	0	0	0.0	0	0	0	0	0.0	0	0
2023	Ravens	0	0	0	0	0.0	0	0	0	0	0.0	0	0
2024	Ravens	0	0	0	0	0.0	0	0	0	0	0.0	0	0
NFL TOTALS		0	0	0	0	0.0	0	0	0	0	0.0	0	0

85 SCOTTY WASHINGTON

SCOTTY WASHINGTON'S 2024 GXG REGULAR-SEASON STATISTICS (RAVENS)

DATE	OPPONENT	P/S	RECEIVING					RUSHING					W/L	SCORE
			NO.	YDS.	AVG.	LG	TD	NO.	YDS.	AVG.	LG	TD		
09/05	at Chiefs						NOT ON ROSTER						L	20-27
09/15	Raiders						NOT ON ROSTER						L	23-26
09/22	at Cowboys						NOT ON ROSTER						W	28-25
09/29	Bills						NOT ON ROSTER						W	35-10
10/06	at Bengals						NOT ON ROSTER						W	41-38+
10/13	Commanders						NOT ON ROSTER						W	30-23
10/21	at Buccaneers						NOT ON ROSTER						W	41-31
10/27	at Browns						NOT ON ROSTER						L	24-29
11/03	Broncos						NOT ON ROSTER						W	41-10
11/07	Bengals						NOT ON ROSTER						W	35-34
11/17	at Steelers						NOT ON ROSTER						L	16-18
11/25	at Chargers						NOT ON ROSTER						W	30-23
12/01	Eagles						PRACTICE SQUAD						L	19-24
12/15	at Giants						PRACTICE SQUAD						W	35-14
12/21	Steelers						PRACTICE SQUAD						W	34-17
12/25	at Texans						PRACTICE SQUAD						W	31-2
01/04	Browns						PRACTICE SQUAD						W	35-10
2024 TOTALS			0-0	0	0	0.0	0	0	0	0.0	0	0	12-5	

+ - Overtime

SCOTTY WASHINGTON'S 2024 GXG POSTSEASON STATISTICS (RAVENS)

DATE	OPPONENT	P/S	RECEIVING					RUSHING					W/L	SCORE
			NO.	YDS.	AVG.	LG	TD	NO.	YDS.	AVG.	LG	TD		
01/11	Steelers						PRACTICE SQUAD						W	28-14
01/19	at Bills						PRACTICE SQUAD						L	25-27
2024 TOTALS			0-0	0	0	0.0	0	0	0	0.0	0	0	1-1	



54

LB

6-3 | 240

COLLEGE: IOWA

AGE: 26 HOMETOWN: IOLA, WI

EXP. (NFL/RAVENS): 5/4 GP/GS (PLAYOFFS): 72/2 (7/0)



— KEY TRANSACTIONS —

- Signed from the practice squad to the active roster on 11/23/24
- Activated from the practice squad (standard elevation) on 10/21/24 (at TB), 11/7/24 (vs. Cin.) and 11/17/24 (at Pit.)
- Signed to the Ravens’ practice squad on 10/16/24
- Released by the Broncos on 10/15/24
- Signed with the Broncos on 8/29/24
- Released by the Packers on 8/27/24
- Re-signed with the Packers on 3/14/24
- Signed to the Packers’ 53-man roster from the practice squad on 9/28/23
- Signed to the Packers’ practice squad on 8/31/23
- Waived by Ravens on 8/29/23
- Re-signed with the Ravens on 4/6/23
- Re-signed with the Ravens on 4/18/22
- Re-signed with the Ravens on 4/16/21
- Signed to Baltimore’s 53-man roster from the practice squad on 11/7/20
- Activated from the practice squad (standard elevation) on 10/18/20 (at Phi.) and 11/1/20 (vs. Pit.)
- Placed on Practice Squad Injured Reserve on 9/15/20
- Signed to the Ravens’ practice squad on 9/6/20 after being waived on 9/5/20
- Signed with the Ravens as an undrafted rookie free agent on 5/6/20

— CAREER HIGHLIGHTS —

- Saw action in 14 games, primarily on special teams, for Green Bay in 2023, logging 6 ST tackles (4 solo)...Registered a solo ST tackle in the NFC Wild Card at Dal. (1/14/24)

- Appeared primarily on special teams in all 17 games for the Ravens in 2022, recording 2 ST tackles and helping Baltimore’s special teams rank No. 3 in Football Outsiders’ DVOA rating...Notched a solo tackle ST tackle in the AFC Wild Card at Cin. (1/15/23)
- In 2021, saw action in 16 games, primarily on special teams, where he produced Baltimore’s second-most ST tackles (9, tied with WR Tylan Wallace) and helped the unit rank No. 1 in Football Outsiders’ DVOA rating...Added 4 tackles on defense, helping the league’s No. 1 unit against the run (84.5 ypg)
- Played in eight games, primarily on special teams, as a rookie with Baltimore in 2020...Produced 4 ST tackles for a unit that allowed only 5.7 yards per punt return (fourth in the NFL) and 21.1 yards per kickoff return (10th)...Recorded a ST tackle in the AFC Divisional Round at Buf. (1/16/21)

— PERSONAL —

- After Welch arrived for fall camp as a freshman at Iowa, he was discussed as a potential tight end option
- Was one of only 52 students in his high school graduating class
- He and his wife, Maddie, have a son, Jace

— 2024 SEASON HIGHLIGHTS —

- Played in the final nine games (one start), but primarily on special teams, after signing with the Ravens on 10/16...Recorded 2 solo tackles, while also adding 3 ST tackles...Helped Baltimore’s defense rank No. 1 against the run (80.1 ypg), No. 2 in sacks (54) and No. 5 (tied) in yards per play allowed (5.2)
- Posted a career-high tying 2 ST tackles in the 35-34 win vs. Cin. (11/7)

KRISTIAN WELCH'S NFL REGULAR SEASON DEFENSIVE STATISTICS																													
DATE	TEAM	GP	GS	TACKLES								INTERCEPTIONS					FUMBLES				ST					MISC			
				TK	S	A	TFL	YDS	SK	YDS	QBH	NO	YDS	LG	TD	PD	FF	FR	TD	YDS	TK	S	A	FF	FR	S	A		
2020	Ravens	10	0	0	0	0	0	0	0.0	0.0	0	0	0	0	0	0	0	0	0	0	5	3	2	0	0	0	0	0	
2021	Ravens	16	0	4	0	4	0	0	0.0	0.0	0	0	0	0	0	0	0	0	0	0	9	3	6	0	0	0	0	0	
2022	Ravens	17	0	1	1	0	0	0	0.0	0.0	0	0	0	0	0	0	0	0	0	0	2	2	0	0	0	0	0	0	
2023	Packers	14	0	0	0	0	0	0	0.0	0.0	0	0	0	0	0	0	0	0	0	0	6	4	2	0	0	0	0	0	
2024	Broncos	6	1	6	3	3	0	0	0.0	0.0	0	0	0	0	0	0	0	0	0	0	2	1	1	0	0	0	0	0	
Went from Denver to Baltimore.																													
2024	Ravens	9	1	2	2	0	0	0	0.0	0.0	0	0	0	0	0	0	0	0	0	0	3	1	2	0	1	0	0	0	
2024	TOTAL	15	2	8	5	3	0	0	0.0	0.0	0	0	0	0	0	0	0	0	0	0	5	2	3	0	1	0	0	0	
NFL TOTALS		72	2	13	6	7	0	0	0.0	0.0	0	0	0	0	0	0	0	0	0	0	27	14	13	0	1	0	0	0	

54 KRISTIAN WELCH

KRISTIAN WELCH'S NFL POSTSEASON DEFENSIVE STATISTICS

		TACKLES										INTERCEPTIONS					FUMBLES				ST				MISC		
DATE	TEAM	GP	GS	TK	S	A	TFL	YDS	SK	YDS	QBH	NO	YDS	LG	TD	PD	FF	FR	TD	YDS	TK	S	A	FF	FR	S	A
2020	Ravens	2	0	0	0	0	0	0	0.0	0.0	0	0	0	0	0	0	0	0	0	0	1	0	1	0	0	0	0
2022	Ravens	1	0	0	0	0	0	0	0.0	0.0	0	0	0	0	0	0	0	0	0	0	1	1	0	0	0	0	0
2023	Packers	2	0	0	0	0	0	0	0.0	0.0	0	0	0	0	0	0	0	0	0	0	1	1	0	0	0	0	0
2024	Ravens	2	0	0	0	0	0	0	0.0	0.0	0	0	0	0	0	0	0	0	0	0	1	0	1	0	0	0	0
NFL TOTALS		7	0	0	0	0	0	0	0.0	0.0	0	0	0	0	0	0	0	0	0	0	4	2	2	0	0	0	0

KRISTIAN WELCH'S SINGLE-GAME HIGHS: DEFENSIVE

Total Tackles	2 at New York Jets, Sep 29, 2024 ...3 more at 2.	Special Teams Tackles	2 vs. Cincinnati Bengals, Nov 07, 2024 ...3 more at 2.
Solo Tackles	2 vs. Pittsburgh Steelers, Sep 15, 2024		

KRISTIAN WELCH'S SINGLE-GAME HIGHS - POSTSEASON: DEFENSIVE

Special Teams Tackles	1 at Buffalo Bills, Jan 19, 2025 ...3 more at 1.
-----------------------	---

KRISTIAN WELCH'S 2024 GXG REGULAR-SEASON STATISTICS (BRONCOS/RAVENS)

			TACKLES							INTERCEPTIONS					FUMBLES				ST				MISC					
DATE	OPPONENT	P/S	TK	S	A	SK	YDS	TFL	YDS	QBH	NO	YDS	LG	TD	PD	FF	FR	TD	YDS	TK	S	A	FF	FR	S	A	W/L/T	SCORE
09/08	at Seahawks	P	2	0	2	0.0	0.0	0	0	0	0	0	0	0	0	0	0	0	0	0	1	1	0	0	0	0	0	20-26
09/15	Steelers	S	2	2	0	0.0	0.0	0	0	0	0	0	0	0	0	0	0	0	0	0	0	0	0	0	0	0	L	6-13
09/22	at Buccaneers	P	0	0	0	0.0	0.0	0	0	0	0	0	0	0	0	0	0	0	0	0	0	0	0	0	0	0	W	26-7
09/29	at Jets	P	2	1	1	0.0	0.0	0	0	0	0	0	0	0	0	0	0	0	0	0	0	0	0	0	0	0	W	10-9
10/06	Raiders	P	0	0	0	0.0	0.0	0	0	0	0	0	0	0	0	0	0	0	0	0	0	0	0	0	0	0	W	34-18
10/13	Chargers	P	0	0	0	0.0	0.0	0	0	0	0	0	0	0	0	0	0	0	0	0	1	0	1	0	0	0	L	16-23
Went from Broncos to Ravens .																												
10/21	at Buccaneers	P	0	0	0	0.0	0.0	0	0	0	0	0	0	0	0	0	0	0	0	0	0	0	0	0	0	0	W	41-31
10/27	at Browns																									L	24-29	
11/03	Broncos																									W	41-10	
11/07	Bengals	P	0	0	0	0.0	0.0	0	0	0	0	0	0	0	0	0	0	0	0	2	1	1	0	0	0	0	W	35-34
11/17	at Steelers	P	0	0	0	0.0	0.0	0	0	0	0	0	0	0	0	0	0	0	0	1	0	1	0	0	0	0	L	16-18
11/25	at Chargers	S	1	1	0	0.0	0.0	0	0	0	0	0	0	0	0	0	0	0	0	0	0	0	0	0	0	0	W	30-23
12/01	Eagles	P	0	0	0	0.0	0.0	0	0	0	0	0	0	0	0	0	0	0	0	0	0	0	0	0	0	0	L	19-24
12/15	at Giants	P	0	0	0	0.0	0.0	0	0	0	0	0	0	0	0	0	0	0	0	0	0	0	0	0	0	0	W	35-14
12/21	Steelers	P	0	0	0	0.0	0.0	0	0	0	0	0	0	0	0	0	0	0	0	0	0	0	0	1	0	0	W	34-17
12/25	at Texans	P	1	1	0	0.0	0.0	0	0	0	0	0	0	0	0	0	0	0	0	0	0	0	0	0	0	0	W	31-2
01/04	Browns	P	0	0	0	0.0	0.0	0	0	0	0	0	0	0	0	0	0	0	0	0	0	0	0	0	0	0	W	35-10
2024 TOTALS		15-2	8	5	3	0.0	0.0	0	0	0	0	0	0	0	0	0	0	0	0	5	2	3	0	1	0	0	11-6	

KRISTIAN WELCH'S 2024 GXG POSTSEASON STATISTICS (RAVENS)

TACKLES										INTERCEPTIONS					FUMBLES				ST				MISC					
DATE	OPPONENT	P/S	TK	S	A	SK	YDS	TFL	YDS	QBH	NO	YDS	LG	TD	PD	FF	FR	TD	YDS	TK	S	A	FF	FR	S	A	W/L	SCORE
01/11	Steelers	P	0	0	0	0.0	0.0	0	0	0	0	0	0	0	0	0	0	0	0	0	0	0	0	0	0	0	W	28-14
01/19	at Bills	P	0	0	0	0.0	0.0	0	0	0	0	0	0	0	0	0	0	0	0	1	0	1	0	0	0	0	L	25-27
2024 TOTALS		2-0	0	0	0	0.0	0.0	0	0	0	0	0	0	0	0	0	0	0	0	1	0	1	0	0	0	0	1-1	



25

CB

5-9 | 196

TRE'DAVIOUS WHITE

COLLEGE: LOUISIANA STATE

AGE: 30 HOMETOWN: SHREVEPORT, LA

EXP. (NFL/RAVENS): 8/1

GP/GS (PLAYOFFS): 93/86 (9/7)



— KEY TRANSACTIONS —

- Acquired by the Ravens in a trade with the Rams on 11/5/24...The trade also included a pick swap, with Baltimore sending a 2026 seventh-round pick and receiving a 2027 seventh-round pick
- Signed a one-year contract with the Los Angeles Rams on 4/9/24
- Released (with a post June 1 designation) by the Bills on 3/13/24
- Placed on Injured Reserve on 10/7/23
- Activated from the Reserve/PUP list on 11/1/22
- Placed on the Reserve/PUP list on 8/30/22
- Placed on Injured Reserve on 11/29/21
- Signed a four-year contract extension (through 2025) with the Bills on 9/5/20
- Selected by the Buffalo Bills in the first round (27th overall) of the 2017 NFL Draft

— HONORS —

- *Associated Press* first-team All-Pro (2019)
- *Associated Press* second-team All-Pro (2020)
- Two-time Pro Bowler (2019-20)
- *PFWA* All-NFL Team (2019)
- Two-time *PFWA* All-AFC Team (2019-20)
- *Sporting News* All-Pro Team (2019)
- *PFWA* All-Rookie Team (2017)
- Two-time AFC Defensive Player of the Week (Week 7, 2019; Week 15, 2019)

— CAREER HIGHLIGHTS —

- Started all four games in which he appeared for the Bills in 2023, totaling 12 tackles (10 solo), 1 TFL, 1 INT and 2 PD...Marked his seventh-consecutive season with at least 1 INT to begin his career...Missed the team's final 13 games and postseason due to a torn Achilles
- Started in all six games in which he appeared for Buffalo in 2022, recording 20 tackles (16 solo), 1 INT and 6 PD...One of two players from the 2017 Draft class to tally at least 6 PD in each of their first six seasons in the league, with the other player being current Raven Marlon Humphrey...Helped Buffalo's defense rank No. 2 in the league in opponent red zone efficiency (44.9%)...Recorded 2 PD in the Bills' WC round playoff victory vs. Mia. (1/15/23)

- In 2021, started all 11 games in which he played, totaling 41 tackles (27 solo), a half-sack, 1 TFL, 1 FF, 1 FR, 1 INT and 6 PD...Part of a defensive unit that ranked first in opponent yards per game (272.8), opponent yards per play (4.6), opponent passing yards per game (163), opponent first downs per game (16.8) and opponent third-down conversion percentage (30.8%)...Missed the team's final six games and postseason with a torn ACL
- Started in all 14 appearances in 2020, posting 57 tackles (44 solo), 2 TFL, 2 FRs, 1 FF, 3 INTs, 11 PD, 3 QBHs and 1.5 sacks, en route to his second-consecutive Pro Bowl and a second-team All-Pro honor...Became the fourth player in Bills history with at least 2 INTs in each of the first four seasons of a career...Helped lead a defensive unit that ranked third in the league in takeaways (26), en route to tying a franchise record with 13 wins for the season...Totaled 20 tackles (14 solo), 2 PD and 1 TFL across three playoff games, all of which he started in
- Named to his first-career Pro Bowl in 2019 after starting all 15 games in which he played, totaling 58 tackles (48 solo), 1 sack, 2 FFs, 4 TFL and 17 PD, while tying for the league lead with a career-high 6 INTs...Ranked second in the league with a 43.3 defender passer rating (min. 50 targets), while not allowing a single TD in coverage...Became the first player in Bills history with 2 INTs and 1 FF in a single game vs. Cin. (9/22)...One of four players (also DBs Eddie Jackson, Damontae Kazee and Marcus Williams) from the 2017 Draft class to record double-digit INTs within their first three years in the league...Helped Buffalo earn double-digit wins for the first time since 1999
- In 2018, started all 16 games for a Buffalo defense that permitted the NFL's fewest passing yards per game (179.2) and second-fewest total yards per game (294.1)...Tallied 54 tackles (44 solo), 1 TFL, 2 INTs and 8 PD
- Started in all 16 games as a rookie for the Bills in 2017, totaling a career-high 69 tackles (53 solo), 3 TFL, 4 INTs, 2 FRs, 1 FF and 18 PD...His 18 PD tied Marshon Lattimore for the most among first-year players...Became the second-youngest player in Bills history to return a fumble for a TD, with a 52-yard recovery to the house at Atl. (10/1)...Came away with 2 game-sealing INTs (at KC 11/26 & vs. Mia. 12/17)...Made his playoff debut at Jax. (1/7/18), recording 1 tackle and 1 PD

— PERSONAL —

- Played as a CB, QB and returner for Green Oaks (Shreveport, LA) HS, where he was also named valedictorian
- Was also a standout basketball player in high school, earning second-team Class 3A All-State honors from the LSWA as one of the state's top guards

25 TRE'DAVIOUS WHITE

- Originally committed to LSU as a WR, but chose to remain a DB when he realized he was unlikely to see significant playing time on a roster that included future NFL stars Odell Beckham Jr. and Jarvis Landry
- Graduated from LSU in December 2016 with a degree in sports administration
- Listens to old school R&B as part of his pregame routine
- Idolized Kobe Bryant when he was growing up

— 2024 SEASON HIGHLIGHTS —

- Played in the final seven games after being acquired by via trade (LAR) on 11/5, registering 10 tackles (7 solo) and 5 PD...Helped Baltimore's defense rank No. 1 against the run (80.1 ypg), No. 2 in sacks (54) and No. 5 (tied) in yards per play allowed (5.2)
- Recorded 2 PD in his Ravens debut at Pit. (11/17), helping the defense limit the Steelers to 4-of-16 (25%) on third down and 0-of-4 (0%) in red zone TD efficiency

TRE'DAVIOUS WHITE'S NFL REGULAR SEASON DEFENSIVE STATISTICS

DATE	TEAM	GP	GS	TACKLES							QBH	INTERCEPTIONS					FUMBLES				ST					MISC	
				TK	S	A	TFL	YDS	SK	YDS		NO	YDS	LG	TD	PD	FF	FR	TD	YDS	TK	S	A	FF	FR	S	A
2017	Bills	16	16	69	53	16	3	3	0.0	0.0	0	4	86	63	0	18	1	2	1	52	0	0	0	0	0	0	0
2018	Bills	16	16	54	44	10	1	5	0.0	0.0	0	2	37	37	0	8	0	0	0	0	0	0	0	0	0	0	0
2019	Bills	15	15	58	48	10	4	15	1.0	9.0	1	6	57	49	0	17	2	0	0	0	0	0	0	0	0	0	0
2020	Bills	14	14	57	44	13	2	2	1.5	8.0	3	3	28	28	0	11	1	2	0	-1	0	0	0	0	0	0	0
2021	Bills	11	11	41	27	14	1	2	0.5	3.0	1	1	0	0	0	6	1	1	0	0	0	0	0	0	0	0	0
2022	Bills	6	6	20	16	4	0	0	0.0	0.0	0	1	0	0	0	6	0	0	0	0	0	0	0	0	0	0	0
2023	Bills	4	4	12	10	2	1	2	0.0	0.0	1	1	2	2	0	2	0	0	0	0	0	0	0	0	0	0	0
2024	Rams	4	4	12	9	3	0	0	0.0	0.0	0	0	0	0	0	2	0	0	0	0	0	0	0	0	0	0	0
Went from L.A. Rams to Baltimore.																											
2024	Ravens	7	0	10	7	3	0	0	0.0	0.0	0	0	0	0	0	3	0	0	0	0	0	0	0	0	0	0	0
2024	TOTAL	11	4	22	16	6	0	0	0.0	0.0	0	0	0	0	0	5	0	0	0	0	0	0	0	0	0	0	0
NFL TOTALS		93	86	333	258	75	12	29	3.0	20.0	6	18	210	63	0	73	5	5	1	51	0	0	0	0	0	0	0

TRE'DAVIOUS WHITE'S NFL POSTSEASON DEFENSIVE STATISTICS

DATE	TEAM	GP	GS	TACKLES							QBH	INTERCEPTIONS					FUMBLES				ST					MISC	
				TK	S	A	TFL	YDS	SK	YDS		NO	YDS	LG	TD	PD	FF	FR	TD	YDS	TK	S	A	FF	FR	S	A
2017	Bills	1	1	1	0	1	0	0	0.0	0.0	0	0	0	0	0	1	0	0	0	0	0	0	0	0	0	0	0
2019	Bills	1	1	5	4	1	0	0	0.0	0.0	0	0	0	0	0	0	1	0	0	0	0	0	0	0	0	0	0
2020	Bills	3	3	20	14	6	1	1	0.0	0.0	0	0	0	0	0	2	0	0	0	0	0	0	0	0	0	0	0
2021	Bills	0	0	0	0	0	0	0	0.0	0.0	0	0	0	0	0	0	0	0	0	0	0	0	0	0	0	0	0
2022	Bills	2	2	6	4	2	0	0	0.0	0.0	0	0	0	0	0	2	0	0	0	0	0	0	0	0	0	0	0
2023	Bills	0	0	0	0	0	0	0	0.0	0.0	0	0	0	0	0	0	0	0	0	0	0	0	0	0	0	0	0
2024	Ravens	2	0	1	1	0	0	0	0.0	0.0	0	0	0	0	0	0	0	0	0	0	0	0	0	0	0	0	0
NFL TOTALS		9	7	33	23	10	1	1	0.0	0.0	0	0	0	0	0	5	1	0	0	0	0	0	0	0	0	0	0

TRE'DAVIOUS WHITE'S SINGLE-GAME HIGHS: DEFENSIVE

Total Tackles

8 at Miami Dolphins, Sep 19, 2021
...4 more at 8.

Solo Tackles Sacks

8 at New York Giants, Sep 15, 2019
1.0 at Denver Broncos, Dec 19, 2020
...1 more at 1.0.

Passes Defensed

4 vs. Denver Broncos, Nov 24, 2019
...2 more at 4.

Forced Fumbles

1 vs. Washington Football Team, Sep 26, 2021
...4 more at 1.

Fumble Recoveries

1 at Kansas City Chiefs, Oct 10, 2021
...4 more at 1.

Tackles For Loss Interceptions

2 at Carolina Panthers, Sep 17, 2017
2 at Pittsburgh Steelers, Dec 15, 2019
...1 more at 2.

Interception Return Yards

63 at Kansas City Chiefs, Nov 26, 2017

Longest Opp Fumble Return

52 at Atlanta Falcons, Oct 01, 2017

TRE'DAVIOUS WHITE'S SINGLE-GAME HIGHS - POSTSEASON: DEFENSIVE

Total Tackles

7 at Kansas City Chiefs, Jan 24, 2021
...1 more at 7.

Solo Tackles

5 vs. Baltimore Ravens, Jan 16, 2021
...1 more at 5.

Passes Defensed

2 vs. Miami Dolphins, Jan 15, 2023

Forced Fumbles

1 at Houston Texans, Jan 04, 2020

Tackles For Loss

1 vs. Baltimore Ravens, Jan 16, 2021

25 TRE'DAVIOUS WHITE

TRE'DAVIOUS WHITE'S 2024 GXG REGULAR-SEASON STATISTICS (RAMS/RAVENS)

			TACKLES							INTERCEPTIONS					FUMBLES				ST				MISC						
DATE	OPPONENT	P/S	TK	S	A	SK	YDS	TFL	YDS	QBH	NO	YDS	LG	TD	PD	FF	FR	TD	YDS	TK	S	A	FF	FR	S	A	W/L	SCORE	
09/08	at Lions	S	5	3	2	0.0	0.0	0	0	0	0	0	0	0	0	0	0	0	0	0	0	0	0	0	0	0	L	20-26+	
09/15	at Cardinals	S	3	3	0	0.0	0.0	0	0	0	0	0	0	0	1	0	0	0	0	0	0	0	0	0	0	0	L	10-41	
09/22	49ers	S	3	2	1	0.0	0.0	0	0	0	0	0	0	0	1	0	0	0	0	0	0	0	0	0	0	0	W	27-24	
09/29	at Bears	S	1	1	0	0.0	0.0	0	0	0	0	0	0	0	0	0	0	0	0	0	0	0	0	0	0	0	L	18-24	
10/06	Packers		ON INACTIVE LIST																								L	19-24	
10/20	Raiders		ON INACTIVE LIST																								W	20-15	
10/24	Vikings		INACTIVE																								W	30-20	
11/03	at Seahawks		ON INACTIVE LIST																								W	26-20+	
11/07	Bengals		Went from Rams to Ravens.																								W	35-34	
11/17	at Steelers	P	0	0	0	0.0	0.0	0	0	0	0	0	0	0	2	0	0	0	0	0	0	0	0	0	0	0	L	16-18	
11/25	at Chargers	P	3	2	1	0.0	0.0	0	0	0	0	0	0	0	1	0	0	0	0	0	0	0	0	0	0	0	W	30-23	
12/01	Eagles	P	0	0	0	0.0	0.0	0	0	0	0	0	0	0	0	0	0	0	0	0	0	0	0	0	0	0	L	19-24	
12/15	at Giants	P	3	2	1	0.0	0.0	0	0	0	0	0	0	0	0	0	0	0	0	0	0	0	0	0	0	0	W	35-14	
12/21	Steelers	P	1	1	0	0.0	0.0	0	0	0	0	0	0	0	0	0	0	0	0	0	0	0	0	0	0	0	W	34-17	
12/25	at Texans	P	2	1	1	0.0	0.0	0	0	0	0	0	0	0	0	0	0	0	0	0	0	0	0	0	0	0	W	31-2	
01/04	Browns	P	1	1	0	0.0	0.0	0	0	0	0	0	0	0	0	0	0	0	0	0	0	0	0	0	0	0	W	35-10	
2024 TOTALS			11-4	22	16	6	0.0	0.0	0	0	0	0	0	0	5	0	0	0	0	0	0	0	0	0	0	0	0	10-6	
+ - Overtime																													

+ - Overtime

TRE'DAVIOUS WHITE'S 2024 GXG POSTSEASON STATISTICS (RAVENS)

			TACKLES							INTERCEPTIONS					FUMBLES				ST					MISC				
DATE	OPPONENT	P/S	TK	S	A	SK	YDS	TFL	YDS	QBH	NO	YDS	LG	TD	PD	FF	FR	TD	YDS	TK	S	A	FF	FR	S	A	W/L	SCORE
01/11	Steelers	P	0	0	0	0.0	0.0	0	0	0	0	0	0	0	0	0	0	0	0	0	0	0	0	0	0	0	W	28-14
01/19	at Bills	P	1	1	0	0.0	0.0	0	0	0	0	0	0	0	0	0	0	0	0	0	0	0	0	0	0	0	L	25-27
2024 TOTALS			2-0	1	1	0	0.0	0.0	0	0	0	0	0	0	0	0	0	0	0	0	0	0	0	0	0	0	1-1	

**2****CB****6-1 | 182****NATE WIGGINS****COLLEGE: CLEMSON****AGE: 21 HOMETOWN: ATLANTA, GA****EXP. (NFL/RAVENS): ROOKIE GP/GS (PLAYOFFS): 15/6 (2/2)**

— KEY TRANSACTIONS —

- Nate Wiggins was selected by the Ravens in the first round (30th overall) of the 2024 NFL Draft

— NFL HONORS —

- NFLPA Community MVP (Week 5, 2024)

— COLLEGE HONORS —

- AP first-team All-ACC (2023)
- ACC Defensive Back of the Week (2023 vs. North Carolina)
- Team Defensive Player of the Game (2023 vs. North Carolina)
- Honorable mention All-ACC (2022)

— COLLEGE HIGHLIGHTS —

- Played in 34 games (18 starts) over three years (2021-23) at Clemson, totaling 60 tackles (49 solo), 3 TFL, 1 sack, 3 INTs – including 2 picks returned for TDs – 2 FFs, 21 PD and 1 blocked FG
- Appeared in 10 games (seven starts) for a 9-4 Clemson squad in 2023, posting 29 tackles (23 solo), 1 sack, 2 INTs – including 1 pick-6 – a career-best 2 FFs and 6 PD, en route to AP first-team All-ACC honors...Allowed a 43.9% personal completion percentage when QBs targeted players he matched up against...Also allowed just 1 completion of at least 20 yards...Played an integral role on the nation's eighth-best total defense (287.8 ypg) – a unit that also ranked No. 4 in opponent completion percentage (52.9%) and No. 8 in passing yards allowed per game (173.2)
- Received honorable mention All-ACC recognition in 2022 after recording 29 tackles (25 solo), 2 TFL, 1 pick-6 and a career-best and team-high 13 PD, while adding 1 blocked FG, in 13 games (11 starts) for 11-3 conference champion Clemson...The Tigers' defense permitted 20.9 ppg (23rd in the nation)
- Appeared in 11 games as a true freshman at Clemson (2021), posting 2 tackles and 2 PD

— PERSONAL —

- Started the Wiggs Worldwide Foundation to improve the lives of underprivileged youth in his hometown of Atlanta, GA...The organization focuses on building a better future through mentorship...Other community involvement includes participation in Clemson head coach Dabo Swinney's Dabo's All in Team Foundation and the Clemson Food Drive
- As a child, wanted to be like QB Cam Newton...When being a cornerback came into focus, began modeling his cam after CB Richard Sherman
- Found his love of sports as a 4-year-old at Pittman Park in Atlanta, GA

- Was a multi-sport standout athlete in his youth, participating in football, baseball, basketball and track & field
- Credits his mother, Tamika, as a motivating factor in his journey to the NFL...Tamika attended every game, practice and meeting that she could during her son's youth
- Majored in sociology with a focus on business at Clemson

— NOTE THE QUOTE —

"Nate Wiggins is a ridiculous athlete – very, very quick-footed and efficient. He's fast, he's tough, and he's competitive. In our division, we play a lot of really good receivers, and you have to get off the field on third downs. We were blessed [in 2023] to have a lot of depth in the secondary, and it really helped us quite a bit. This is a guy who can come in here and play meaningful football right away for us. We're excited about that."

— EVP & GM Eric DeCosta

— 2024 SEASON HIGHLIGHTS —

- Played in 15 games (six starts) as a rookie, tallying 32 tackles (24 solo), 1 INT (pick-6), 13 PD, 1 FF and 1 ST tackle...Helped Baltimore's defense rank No. 1 against the run (80.1 ypg), No. 2 in sacks (54) and No. 5 (tied) in yards per play allowed (5.2)
- Posted his first-career INT (a 26-yard TD return) in the 35-10 win vs. Cle. (1/4), joining S Dawan Landry (2006), CB Ronnie Prude (2006) and S Chad Williams (2002) as only Ravens rookies with a pick-6 and becoming the youngest player (21 years old) in franchise history to record an INT-TD
- Registered a career-high 6 tackles (all solo) and 2 PD in the 30-23 win at LAC (11/25), becoming the first Ravens rookie to record at least 10 PD in a season since Marlon Humphrey (2017)
- Logged 4 tackles (3 solo) and 2 PD in the 30-23 victory vs. Was. (10/13), helping the defense limit the Commanders to 4-of-12 (33.3%) on third down
- Posted 2 total tackles and his first-career PD in the 35-10 win vs. Buf. (9/29)... Baltimore's defense held Buffalo to a season-low 236 total yards (81 rushing & 155 passing) and 3-of-13 (23.1%) on third down
- Notched 2 solo tackles and his first-career 1 FF – recovered by S Marcus Williams – in the win 28-25 at Dal. (9/22)...Became the youngest DB (21 years, 24 days) in franchise history to force a fumble
- Recorded 2 tackles (1 solo) in his NFL debut at KC (9/5)

2 NATE WIGGINS

NATE WIGGINS' NFL REGULAR SEASON DEFENSIVE STATISTICS

		TACKLES										INTERCEPTIONS					FUMBLES				ST				MISC			
DATE	TEAM	GP	GS	TK	S	A	TFL	YDS	SK	YDS	QBH	NO	YDS	LG	TD	PD	FF	FR	TD	YDS	TK	S	A	FF	FR	S	A	
2024	Ravens	15	6	32	24	8	0	0	0.0	0.0	0	1	26	26t	1	13	1	0	0	0	1	1	0	0	0	0	0	0
NFL TOTALS		15	6	32	24	8	0	0	0.0	0.0	0	1	26	26T	1	13	1	0	0	0	1	1	0	0	0	0	0	0

NATE WIGGINS' NFL POSTSEASON DEFENSIVE STATISTICS

		TACKLES										INTERCEPTIONS					FUMBLES				ST				MISC		
DATE	TEAM	GP	GS	TK	S	A	TFL	YDS	SK	YDS	QBH	NO	YDS	LG	TD	PD	FF	FR	TD	YDS	TK	S	A	FF	FR	S	A
2024	Ravens	2	2	6	4	2	0	0	0.0	0.0	1	0	0	0	0	0	0	0	0	0	0	0	0	0	0	0	0
NFL TOTALS		2	2	6	4	2	0	0	0.0	0.0	1	0	0	0	0	0	0	0	0	0	0	0	0	0	0	0	0

NATE WIGGINS' SINGLE-GAME HIGHS: DEFENSIVE

Total Tackles
Solo Tackles

6 at Los Angeles Chargers, Nov 25, 2024
6 at Los Angeles Chargers, Nov 25, 2024

Passes Defensed

2 at Los Angeles Chargers, Nov 25, 2024
...3 more at 2.

Special Teams Tackles

1 at Cincinnati Bengals, Oct 06, 2024

NATE WIGGINS' SINGLE-GAME HIGHS - POSTSEASON: DEFENSIVE

Total Tackles

4 at Buffalo Bills, Jan 19, 2025

Solo Tackles

3 at Buffalo Bills, Jan 19, 2025

NATE WIGGINS' 2024 GXG REGULAR-SEASON STATISTICS (RAVENS)

DATE	OPPONENT	P/S	TACKLES									INTERCEPTIONS					FUMBLES				ST					MISC		W/L	SCORE
			TK	S	A	SK	YDS	TFL	YDS	QBH	NO	YDS	LG	TD	PD	FF	FR	TD	YDS	TK	S	A	FF	FR	S	A			
09/05	at Chiefs	P	2	1	1	0.0	0.0	0	0	0	0	0	0	0	0	0	0	0	0	0	0	0	0	0	0	L	20-27		
09/15	Raiders		ON INACTIVE LIST																				L	23-26					
09/22	at Cowboys	S	2	2	0	0.0	0.0	0	0	0	0	0	0	0	1	0	0	0	0	0	0	0	0	0	0	W	28-25		
09/29	Bills	S	2	0	2	0.0	0.0	0	0	0	0	0	0	1	0	0	0	0	0	0	0	0	0	0	0	W	35-10		
10/06	at Bengals	P	1	1	0	0.0	0.0	0	0	0	0	0	0	2	0	0	0	0	1	1	0	0	0	0	0	W	41-38+		
10/13	Commanders	S	4	3	1	0.0	0.0	0	0	0	0	0	0	2	0	0	0	0	0	0	0	0	0	0	0	W	30-23		
10/21	at Buccaneers	P	1	1	0	0.0	0.0	0	0	0	0	0	0	2	0	0	0	0	0	0	0	0	0	0	0	W	41-31		
10/27	at Browns		ON INACTIVE LIST																				L	24-29					
11/03	Broncos	P	1	0	1	0.0	0.0	0	0	0	0	0	0	0	0	0	0	0	0	0	0	0	0	0	0	W	41-10		
11/07	Bengals	P	0	0	0	0.0	0.0	0	0	0	0	0	0	1	0	0	0	0	0	0	0	0	0	0	0	W	35-34		
11/17	at Steelers	P	1	1	0	0.0	0.0	0	0	0	0	0	0	0	0	0	0	0	0	0	0	0	0	0	0	L	16-18		
11/25	at Chargers	P	6	6	0	0.0	0.0	0	0	0	0	0	0	2	0	0	0	0	0	0	0	0	0	0	0	W	30-23		
12/01	Eagles	P	1	1	0	0.0	0.0	0	0	0	0	0	0	0	0	0	0	0	0	0	0	0	0	0	0	L	19-24		
12/15	at Giants	S	4	2	2	0.0	0.0	0	0	0	0	0	0	1	0	0	0	0	0	0	0	0	0	0	0	W	35-14		
12/21	Steelers	P	3	2	1	0.0	0.0	0	0	0	0	0	0	0	0	0	0	0	0	0	0	0	0	0	0	W	34-17		
12/25	at Texans	S	3	3	0	0.0	0.0	0	0	0	0	0	0	1	0	0	0	0	0	0	0	0	0	0	0	W	31-2		
01/04	Browns	S	1	1	0	0.0	0.0	0	0	0	1	26	26	1	1	0	0	0	0	0	0	0	0	0	0	W	35-10		
2024 TOTALS		15-6	32	24	8	0.0	0.0	0	0	0	1	26	26T	1	13	1	0	0	0	1	1	0	0	0	0	12-5			
+ - Over/Time																													

+ - Overtime

NATE WIGGINS' 2024 GXG POSTSEASON STATISTICS (RAVENS)

			TACKLES								INTERCEPTIONS					FUMBLES				ST				MISC				
DATE	OPPONENT	P/S	TK	S	A	SK	YDS	TFL	YDS	QBH	NO	YDS	LG	TD	PD	FF	FR	TD	YDS	TK	S	A	FF	FR	S	A	W/L	SCORE
01/11	Steelers	S	2	1	1	0.0	0.0	0	0	0	0	0	0	0	0	0	0	0	0	0	0	0	0	0	0	0	W	28-14
01/19	at Bills	S	4	3	1	0.0	0.0	0	0	1	0	0	0	0	0	0	0	0	0	0	0	0	0	0	0	0	L	25-27
2024 TOTALS		2-2	6	4	2	0.0	0.0	0	0	1	0	0	0	0	0	0	0	0	0	0	0	0	0	0	0	0	1-1	

NATE WIGGINS' COLLEGE DEFENSIVE STATISTICS

		TACKLES										INTERCEPTIONS					FUMBLES				ST				MISC			
DATE	TEAM	GP	GS	TK	S	A	TFL	YDS	SK	YDS	QBH	NO	YDS	LG	TD	PD	FF	FR	TD	YDS	TK	S	A	FF	FR	S	A	
2021	Clemson	11	0	2	1	1	0.0	0.0	0.0	0.0	0	0	0	0	0	2	0	0	0	0	0	0	0	0	0	0	0	0
2022	Clemson	13	11	29	25	4	2.0	4.0	0.0	0.0	0	1	98	98	1	13	0	0	0	0	0	0	0	0	0	0	0	0
2023	Clemson	10	7	29	23	6	1.0	8.0	1.0	8.0	0	2	52	46	1	6	2	0	0	0	0	0	0	0	0	0	0	0
TOTALS		34	18	60	49	11	3.0	12.0	1.0	8.0	0	3	150	98	2	21	2	0	0	0	0	0	0	0	0	0	0	0

**32****S****6-1 | 204****MARCUS WILLIAMS****COLLEGE: UTAH****AGE: 28 HOMETOWN: CORONA, CA****EXP. (NFL/RAVENS): 8/3****GP/GS (PLAYOFFS): 108/106 (10/10)**

— KEY TRANSACTIONS —

- Activated from Injured Reserve/Designated for Return on 12/10/22
- Designated to return from Injured Reserve on 11/23/22
- Placed on Injured Reserve (wrist) on 10/11/22
- Signed a five-year contract with the Ravens on 3/17/22
- Signed a one-year contract extension under the franchise tag with New Orleans on 3/9/21
- Originally selected by the New Orleans Saints in the second round (42nd overall) of the 2017 NFL Draft

— HONORS —

- *PFWA* All-Rookie Team (2017)

— CAREER HIGHLIGHTS —

- Started all 11 games in which he appeared for Baltimore in 2023, registering 55 tackles, 1 TFL, 1 INT and 8 PD...Helped the Ravens' defense become the first unit in NFL history to lead the league in scoring (16.5), sacks (60) and takeaways (31)
- Produced at least 50 tackles and multiple INTs in each of his first six NFL campaigns (2017-22), joining Tyrann Mathieu, Jordan Poyer and Justin Simmons as the only players to reach those marks each season from 2017-22
- Started all 10 in which he appeared in 2022, spending Weeks 6-13 on Injured Reserve (wrist)...Led the defense with a career-high 4 INTs (tied for 11th in NFL) and 8 PD, while adding 61 tackles, 2 TFL and 1 FR...Helped Baltimore's defense rank in the Top 5 in four categories: No. 3 in points allowed per game (18.5), No. 3 in defensive red zone TD% (46.4), No. 3 in rushing yards per game (92.1) and No. 4 in third-down efficiency (34.9%)
- Recorded a game-high 10 tackles (7 solo) and 2 INTs, marking his second-career multi-INT game and the first since his 2017 campaign, vs. Mia. (9/18/22)...Became the first Raven in franchise history to produce 3 INTs in the first two games of a season...Notched his second-straight game with 10-plus tackles and an INT, becoming the ninth NFL player (third Raven – Daryl Smith, 2013; Ray Lewis, 2003) and second NFL DB (George Wilson, 2011) since at least 2000 (when data became available) to accomplish this feat

- Spent the first five years (2017-21) of his career with New Orleans, starting in every game in which he appeared (76), totaling 311 tackles (231 solo), 15 INTs (1 pick-6), 38 PD, 1 sack, 3 FFs and 1 FR
- Started 16 games at safety in 2021, recording a career-high 74 tackles (52 solo), 2 INTs, 8 PD and 1 FF for a Saints defense that finished seventh in yards allowed per game (318.2 ypg) and fourth in points allowed per game (19.7 ppg)
- Helped New Orleans earn a postseason berth in each of his first four seasons with the team (2017-20), including an appearance in the NFC Championship game in 2018...In seven postseason games (all starts), has recorded 38 tackles (24 solo), 1 INT and 3 PD
- Earned *PFWA* All-Rookie team honors in 2017 after posting 71 tackles (56 solo), 7 PD and 4 INTs...Tied for third in tackles (71) and second in INTs (4) among rookie DBs

— PERSONAL —

- Is an avid gamer and enjoys fishing
- Is the youngest of four boys
- Twice in 2020, won the NFL's "Way to Play" award which features fundamentally sound big plays, awarding him with \$5,000 in equipment grants to benefit youth football programs of his choice

— 2024 SEASON HIGHLIGHTS —

- Saw action in 11 games (nine starts), recording 33 tackles (26 solo), 1 TFL, 2 PD and 1 FR...Helped Baltimore's defense rank No. 1 against the run (80.1 ypg), No. 2 in sacks (54) and No. 5 (tied) in yards per play allowed (5.2)
- Registered 4 tackles (1 solo), 1 PD and 1 FR – forced by CB Nate Wiggins – in the 28-25 win at Dal. (9/22)
- Totaled 6 tackles (5 solo) and 1 PD at KC (9/5), marking the 16th game of his career totaling at least 5 solo tackles and 1 PD

32 MARCUS WILLIAMS

MARCUS WILLIAMS' NFL REGULAR SEASON DEFENSIVE STATISTICS

		TACKLES										INTERCEPTIONS					FUMBLES				ST					MISC	
DATE	TEAM	GP	GS	TK	S	A	TFL	YDS	SK	YDS	QBH	NO	YDS	LG	TD	PD	FF	FR	TD	YDS	TK	S	A	FF	FR	S	A
2017	Saints	15	15	71	57	14	1	4	0.0	0.0	0	4	12	12	0	7	0	0	0	0	2	2	0	0	0	0	0
2018	Saints	16	16	55	46	9	0	0	1.0	6.0	0	2	100	78	0	3	1	1	0	0	4	3	1	0	0	0	0
2019	Saints	15	15	53	38	15	0	0	0.0	0.0	0	4	56	55t	1	13	1	0	0	0	2	2	0	0	0	0	0
2020	Saints	14	14	59	39	20	0	0	0.0	0.0	0	3	37	20	0	7	0	0	0	0	0	0	0	0	0	0	0
2021	Saints	16	16	74	52	22	0	0	0.0	0.0	0	2	56	53	0	8	1	0	0	0	0	0	0	0	0	0	0
2022	Ravens	10	10	61	44	17	2	6	0.0	0.0	0	4	33	33	0	8	0	1	0	0	0	0	0	0	0	0	0
2023	Ravens	11	11	55	35	20	1	1	0.0	0.0	0	1	22	22	0	8	0	0	0	0	0	0	0	0	0	0	0
2024	Ravens	11	9	33	26	7	1	5	0.0	0.0	0	0	0	0	0	2	0	1	0	0	0	0	0	0	0	0	0
NFL TOTALS		108	106	461	337	124	5	16	1.0	6.0	0	20	316	78	1	56	3	3	0	0	8	7	1	0	0	0	0

MARCUS WILLIAMS' NFL POSTSEASON DEFENSIVE STATISTICS

		TACKLES										INTERCEPTIONS					FUMBLES				ST					MISC	
DATE	TEAM	GP	GS	TK	S	A	TFL	YDS	SK	YDS	QBH	NO	YDS	LG	TD	PD	FF	FR	TD	YDS	TK	S	A	FF	FR	S	A
2017	Saints	2	2	13	9	4	1	1	0.0	0.0	0	1	12	12	0	3	0	0	0	0	0	0	0	0	0	0	0
2018	Saints	2	2	7	3	4	0	0	0.0	0.0	0	0	0	0	0	0	0	0	0	0	0	0	0	0	0	0	
2019	Saints	1	1	10	5	5	0	0	0.0	0.0	0	0	0	0	0	0	0	0	0	0	0	0	0	0	0	0	
2020	Saints	2	2	8	7	1	0	0	0.0	0.0	0	0	0	0	0	0	0	0	0	0	0	0	0	0	0	0	
2022	Ravens	1	1	2	2	0	0	0	0.0	0.0	0	0	0	0	0	1	0	0	0	0	0	0	0	0	0	0	
2023	Ravens	2	2	5	3	2	0	0	0.0	0.0	0	0	0	0	0	2	0	0	0	0	0	0	0	0	0	0	
2024	Ravens	0	0	0	0	0	0	0	0.0	0.0	0	0	0	0	0	0	0	0	0	0	0	0	0	0	0	0	
NFL TOTALS		10	10	45	29	16	1	1	0.0	0.0	0	1	12	12	0	6	0	0	0	0	0	0	0	0	0	0	0

MARCUS WILLIAMS' SINGLE-GAME HIGHS: DEFENSIVE

Total Tackles

12 at New York Jets, Sep 11, 2022

Solo Tackles

10 at New York Jets, Sep 11, 2022

Sacks

1.0 vs. Atlanta Falcons, Nov 22, 2018

Passes Defensed

4 vs. Atlanta Falcons, Nov 10, 2019

Forced Fumbles

1 vs. New York Giants, Oct 03, 2021
...2 more at 1.

Fumble Recoveries

1 at Dallas Cowboys, Sep 22, 2024

...2 more at 1.

Tackles For Loss

1 vs. Cincinnati Bengals, Nov 07, 2024

...4 more at 1.

Interceptions

2 vs. Miami Dolphins, Sep 18, 2022

...1 more at 2.

Interception Return Yards

78 at Cincinnati Bengals, Nov 11, 2018

Special Teams Tackles

2 at Chicago Bears, Oct 20, 2019

MARCUS WILLIAMS' SINGLE-GAME HIGHS - POSTSEASON: DEFENSIVE

Total Tackles

10 vs. Minnesota Vikings, Jan 05, 2020

Solo Tackles

6 vs. Carolina Panthers, Jan 07, 2018

Passes Defensed

2 at Minnesota Vikings, Jan 14, 2018

Tackles For Loss

1 vs. Carolina Panthers, Jan 07, 2018

Interceptions

1 at Minnesota Vikings, Jan 14, 2018

Interception Return Yards

12 at Minnesota Vikings, Jan 14, 2018

MARCUS WILLIAMS' 2024 GXG REGULAR-SEASON STATISTICS (RAVENS)

			TACKLES							INTERCEPTIONS							FUMBLES				ST					MISC				
DATE	OPPONENT	P/S	TK	S	A	SK	YDS	TFL	YDS	QBH	NO	YDS	LG	TD	PD	FF	FR	TD	YDS	TK	S	A	FF	FR	S	A	W/L	SCORE		
09/05	at Chiefs	S	6	5	1	0.0	0.0	0	0	0	0	0	0	0	1	0	0	0	0	0	0	0	0	0	0	0	L	20-27		
09/15	Raiders	S	3	3	0	0.0	0.0	0	0	0	0	0	0	0	0	0	0	0	0	0	0	0	0	0	0	0	L	23-26		
09/22	at Cowboys	S	4	1	3	0.0	0.0	0	0	0	0	0	0	0	1	0	1	0	0	0	0	0	0	0	0	0	W	28-25		
09/29	Bills	S	2	1	1	0.0	0.0	0	0	0	0	0	0	0	0	0	0	0	0	0	0	0	0	0	0	0	W	35-10		
10/06	at Bengals	S	5	4	1	0.0	0.0	0	0	0	0	0	0	0	0	0	0	0	0	0	0	0	0	0	0	0	W	41-38+		
10/13	Commanders	S	2	2	0	0.0	0.0	0	0	0	0	0	0	0	0	0	0	0	0	0	0	0	0	0	0	0	W	30-23		
10/21	at Buccaneers	S	3	3	0	0.0	0.0	0	0	0	0	0	0	0	0	0	0	0	0	0	0	0	0	0	0	0	W	41-31		
10/27	at Browns		DID NOT PLAY (NON-INJURY)																							L	24-29			
11/03	Broncos	S	3	3	0	0.0	0.0	0	0	0	0	0	0	0	0	0	0	0	0	0	0	0	0	0	0	0	W	41-10		
11/07	Bengals	S	5	4	1	0.0	0.0	1	5	0	0	0	0	0	0	0	0	0	0	0	0	0	0	0	0	0	W	35-34		
11/17	at Steelers	P	0	0	0	0.0	0.0	0	0	0	0	0	0	0	0	0	0	0	0	0	0	0	0	0	0	0	L	16-18		
11/25	at Chargers	P	0	0	0	0.0	0.0	0	0	0	0	0	0	0	0	0	0	0	0	0	0	0	0	0	0	0	W	30-23		
12/01	Eagles		ON INACTIVE LIST																							L	19-24			
12/15	at Giants		INACTIVE																							W	35-14			
12/21	Steelers		INACTIVE																							W	34-17			
12/25	at Texans		INACTIVE																							W	31-2			
01/04	Browns		ON INACTIVE LIST																							W	35-10			
2024 TOTALS		11-9	33	26	7	0.0	0.0	1	5	0	0	0	0	0	2	0	1	0	0	0	0	0	0	0	0	0	12-5			

+ - Overtime

32 MARCUS WILLIAMS

MARCUS WILLIAMS' 2024 GXG POSTSEASON STATISTICS (RAVENS)

			TACKLES					INTERCEPTIONS					FUMBLES				ST			MISC								
DATE	OPPONENT	P/S	TK	S	A	SK	YDS	TFL	YDS	QBH	NO	YDS	LG	TD	PD	FF	FR	TD	YDS	TK	S	A	FF	FR	S	A	W/L	SCORE
01/11	Steelers																								W	28-14		
01/19	at Bills																								L	25-27		
2024 TOTALS			0	0	0	0.0	0.0	0	0	0	0	0	0	0	0	0	0	0	0	0	0	0	0	0	0	0	1-1	



93

DL

6-5 / 300

CHRIS WORMLEY

COLLEGE: MICHIGAN

AGE: 31 HOMETOWN: TOLEDO, OH

EXP. (NFL/RAVENS): 8/4

GP/GS (PLAYOFFS): 87/31 (4/2)



— KEY TRANSACTIONS —

- Activated from the practice squad (standard elevation) on 11/3/24 (vs. Den.), 12/1/24 (vs. Phi.) and 1/4/25 (vs. Cle.)
- Signed with the Ravens' practice squad on 9/16/24
- Promoted to the active roster from the practice squad on 12/15/23
- Activated from the Panthers' practice squad (standard elevation) on 11/26/23 (at Ten.), 12/3/23 (at TB) and 12/10/23 (at NO)
- Signed with the Panthers' practice squad on 9/11/23
- Placed on Injured Reserve (knee) on 12/14/22
- Signed a two-year contract with the Steelers on 3/22/21
- Activated from Injured Reserve on 11/21/20
- Placed on Injured Reserve (knee) on 10/31/20
- Acquired by the Steelers from the Ravens, along with a 2021 seventh-round draft pick, in exchange for a 2021 fifth-round-pick draft pick on 3/20/20
- Chris Wormley was selected in the third round (74th overall) of the 2017 NFL Draft...Was the first of Baltimore's two picks in the round (OLB Tim Williams, 78th)

— CAREER HIGHLIGHTS —

- Saw action in 13 games (one start) with Pittsburgh in 2022, registering 29 tackles (13 solo), 3 TFL, 1 FF, 1 FR and a half-sack
- Played in 15 games (14 starts) for the Steelers in 2021, setting career highs in tackles (51 total, 29 solo), sacks (7) and TFL (6), while adding with 3 PD and 1 FF...Tallied 2 solo tackles, including 1 TFL, in the AFC Wild Card at KC (1/16/22)

- Competed in all 16 games (seven starts) in 2019, recording 33 tackles (17 solo), 2 TFL, 1.5 sacks and 2 PD to help Baltimore's defense rank No. 3 in points (17.6) and No. 4 in yards (300.6) allowed per game...Registered 3 tackles (2 solo) in the AFC Wild Card vs. Ten. (1/11/20)
- Saw action in all 16 games (six starts) in 2018, notching 16 tackles (13 solo), 5 PD, 2 TFL and 1 sack to help Baltimore finish as the league's No. 1 overall (292.9 ypg) and No. 2 scoring (17.9 ppg) defense...Totaled 2 solo tackles in AFC Wild Card vs. LAC (1/6/19)

— PERSONAL —

- Married wife, Alexis, in May 2018...The couple welcomed their first child, Spade Emerson, in December 2019
- Took golf lessons during the 2018 offseason to improve his play with teammates
- Studied abroad in Israel in the summer of 2016, working with PeacePlayers International, an organization that hopes to "unify communities in conflict through sport"...Wormley and two college teammates worked with Palestinian youth ranging in ages from 6-15
- Graduated with a degree in sports management

— 2024 SEASON HIGHLIGHTS —

- Spent most of the season on Baltimore's practice squad, recording 4 tackles (3 solo) in two standard elevation appearances
- Registered 4 tackles (1 solo) in his season debut, the 41-10 win vs. Den. (11/3), helping the defense limit Denver to a 1-of-4 (25%) red zone TD efficiency

CHRIS WORMLEY'S NFL REGULAR SEASON DEFENSIVE STATISTICS

DATE	TEAM	GP	GS	TACKLES								INTERCEPTIONS					FUMBLES				ST					MISC	
				TK	S	A	TFL	YDS	SK	YDS	QBH	NO	YDS	LG	TD	PD	FF	FR	TD	YDS	TK	S	A	FF	FR	S	A
2017	Ravens	7	2	5	5	0	0	0	0.0	0.0	1	0	0	0	0	0	0	0	0	0	0	0	0	0	0	0	0
2018	Ravens	16	6	16	13	3	2	7	1.0	6.0	2	0	0	0	0	5	0	0	0	0	0	0	0	0	0	0	0
2019	Ravens	16	7	33	17	16	2	9	1.5	7.0	6	0	0	0	0	2	0	0	0	0	0	0	0	0	0	0	0
2020	Steelers	13	1	8	3	5	1	9	1.0	9.0	3	0	0	0	0	0	0	0	0	0	0	0	0	0	0	0	0
2021	Steelers	15	14	51	29	22	6	47	7.0	55.5	10	0	0	0	0	3	1	0	0	0	0	0	0	0	0	0	0
2022	Steelers	13	1	29	13	16	3	4	0.5	3.0	1	0	0	0	0	0	1	1	0	0	0	0	0	0	0	0	0
2023	Panthers	5	0	4	1	3	0	0	0.0	0.0	0	0	0	0	0	0	0	0	0	0	0	0	0	0	0	0	0
2024	Ravens	2	0	4	1	3	0	0	0.0	0.0	0	0	0	0	0	0	0	0	0	0	0	0	0	0	0	0	0
NFL TOTALS		87	31	150	82	68	14	76	11.0	80.5	23	0	0	0	0	10	2	1	0	0	0	0	0	0	0	0	0

93 CHRIS WORMLEY

CHRIS WORMLEY'S NFL POSTSEASON DEFENSIVE STATISTICS

		TACKLES										INTERCEPTIONS					FUMBLES				ST				MISC		
DATE	TEAM	GP	GS	TK	S	A	TFL	YDS	SK	YDS	QBH	NO	YDS	LG	TD	PD	FF	FR	TD	YDS	TK	S	A	FF	FR	S	A
2018	Ravens	1	0	2	2	0	0	0	0.0	0.0	0	0	0	0	0	0	0	0	0	0	0	0	0	0	0	0	0
2019	Ravens	1	1	3	2	1	0	0	0.0	0.0	0	0	0	0	0	0	0	0	0	0	0	0	0	0	0	0	0
2020	Steelers	1	0	0	0	0	0	0	0.0	0.0	0	0	0	0	0	0	0	0	0	0	0	0	0	0	0	0	0
2021	Steelers	1	1	2	2	0	1	1	0.0	0.0	1	0	0	0	0	0	0	0	0	0	0	0	0	0	0	0	0
2024	Ravens	0	0	0	0	0	0	0	0.0	0.0	0	0	0	0	0	0	0	0	0	0	0	0	0	0	0	0	0
NFL TOTALS		4	2	7	6	1	1	1	0.0	0.0	1	0	0	0	0	0	0	0	0	0	0	0	0	0	0	0	0

CHRIS WORMLEY'S SINGLE-GAME HIGHS: DEFENSIVE

Total Tackles
Solo Tackles
Sacks

7 at Baltimore Ravens, Jan 09, 2022
4 vs. Tennessee Titans, Dec 19, 2021
2.5 vs. Baltimore Ravens, Dec 05, 2021

Passes Defensed
Forced Fumbles

2 vs. Buffalo Bills, Sep 09, 2018
1 vs. Baltimore Ravens, Dec 11, 2022
...1 more at 1.

Tackles For Loss

2 vs. Baltimore Ravens, Dec 05, 2021
...1 more at 2.

CHRIS WORMLEY'S SINGLE-GAME HIGHS - POSTSEASON: DEFENSIVE

Total Tackles
Solo Tackles

3 vs. Tennessee Titans, Jan 11, 2020
2 at Kansas City Chiefs, Jan 16, 2022
...2 more at 2.

Tackles For Loss

1 at Kansas City Chiefs, Jan 16, 2022

CHRIS WORMLEY'S 2024 GXG REGULAR-SEASON STATISTICS (RAVENS)

			TACKLES							INTERCEPTIONS							FUMBLES				ST				MISC					
DATE	OPPONENT	P/S	TK	S	A	SK	YDS	TFL	YDS	QBH	NO	YDS	LG	TD	PD	FF	FR	TD	YDS	TK	S	A	FF	FR	S	A	W/L	SCORE		
09/22	at Cowboys																										W	28-25		
09/29	Bills																										W	35-10		
10/06	at Bengals																										W	41-38+		
10/13	Commanders																										W	30-23		
10/21	at Buccaneers																										W	41-31		
10/27	at Browns																										L	24-29		
11/03	Broncos	P	4	1	3	0.0	0.0	0	0	0	0	0	0	0	0	0	0	0	0	0	0	0	0	0	0	0	0	W	41-10	
11/07	Bengals																										W	35-34		
11/17	at Steelers																										L	16-18		
11/25	at Chargers																										W	30-23		
12/01	Eagles	P	0	0	0	0.0	0.0	0	0	0	0	0	0	0	0	0	0	0	0	0	0	0	0	0	0	0	L	19-24		
12/15	at Giants																										W	35-14		
12/21	Steelers																										W	34-17		
12/25	at Texans																										W	31-2		
01/04	Browns																										W	35-10		
2024 TOTALS		2-0	4	1	3	0.0	0.0	0	0	0	0	0	0	0	0	0	0	0	0	0	0	0	0	0	0	0	12-3			
+ - Overtime																														

+ - Overtime

CHRIS WORMLEY'S 2024 GXG POSTSEASON STATISTICS (RAVENS)

			TACKLES							INTERCEPTIONS					FUMBLES				ST				MISC						
DATE	OPPONENT	P/S	TK	S	A	SK	YDS	TFL	YDS	QBH	NO	YDS	LG	TD	PD	FF	FR	TD	YDS	TK	S	A	FF	FR	S	A	W/L	SCORE	
01/11	Steelers																										W	28-14	
01/19	at Bills																										L	25-27	
2024 TOTALS			0	0	0	0.0	0.0	0	0	0	0	0	0	0	0	0	0	0	0	0	0	0	0	0	0	0	0	1-1	



36

RB

5-9 | 217

OWEN WRIGHT

COLLEGE: MONMOUTH

AGE: 25 HOMETOWN: BETHESDA, MD

EXP. (NFL/RAVENS): 1/1 GP/GS (PLAYOFFS): 1/0



— KEY TRANSACTIONS —

- Placed on Injured Reserve on 8/27/24
- Signed to a Reserve/Future contract with the Ravens on 1/29/24
- Activated from the practice squad (standard elevation) on 10/29/23 (at Ari.)
- Signed with the Ravens' practice squad on 8/30/23 after being waived on 8/29/23
- Signed with the Ravens as an undrafted rookie free agent on 5/4/23

— CAREER HIGHLIGHTS —

- Spent nearly the entire 2023 season on Baltimore's practice squad, seeing game action in his lone elevation (10/29/23 at Ari.)

— PERSONAL —

- Attended Georgetown Prep (Bethesda, MD), where he played RB and finished with 2,078 rushing yards and 33 TDs on 385 carries (5.4 avg.) over three seasons
- Earned first-team All-IAC and second-team All-State accolades after totaling 1,247 rushing yards and 19 TDs as a junior
- Was a member of Government club, College Sports club and Black Students Association (BSA)
- Grandfather, Brig Owens, was an All-American QB at the University of Cincinnati and played safety in the NFL for Washington (1966-77)
- Enjoys community service, working out and watching movies

— 2024 SEASON HIGHLIGHTS —

- Spent the entire season on Injured Reserve

OWEN WRIGHT'S NFL REGULAR SEASON RUSHING/RECEIVING STATISTICS														
RUSHING										RECEIVING				
DATE	TEAM	GP	GS	NO.	YDS.	AVG.	LG	TD		NO.	YDS.	AVG.	LG	TD
2023	Ravens	1	0	0	0	0.0	0	0		0	0	0.0	0	0
2024	Ravens	0	0	0	0	0.0	0	0		0	0	0.0	0	0
NFL TOTALS		1	0	0	0	0.0	0	0		0	0	0.0	0	0

OWEN WRIGHT'S NFL POSTSEASON RUSHING/RECEIVING STATISTICS														
RUSHING										RECEIVING				
DATE	TEAM	GP	GS	NO.	YDS.	AVG.	LG	TD		NO.	YDS.	AVG.	LG	TD
2023	Ravens	0	0	0	0	0.0	0	0		0	0	0.0	0	0
2024	Ravens	0	0	0	0	0.0	0	0		0	0	0.0	0	0
NFL TOTALS		0	0	0	0	0.0	0	0		0	0	0.0	0	0

OWEN WRIGHT'S 2024 GXG REGULAR-SEASON STATISTICS (RAVENS)

RUSHING							RECEIVING							W/L	SCORE
DATE	OPPONENT	P/S	NO.	YDS.	AVG.	LG	TD	NO.	YDS.	AVG.	LG	TD			
09/05	at Chiefs													L	20-27
09/15	Raiders													L	23-26
09/22	at Cowboys													W	28-25
09/29	Bills													W	35-10
10/06	at Bengals													W	41-38+
10/13	Commanders													W	30-23
10/21	at Buccaneers													W	41-31
10/27	at Browns													L	24-29
11/03	Broncos													W	41-10
11/07	Bengals													W	35-34
11/17	at Steelers													L	16-18
11/25	at Chargers													W	30-23
12/01	Eagles													L	19-24
12/15	at Giants													W	35-14
12/21	Steelers													W	34-17
12/25	at Texans													W	31-2
01/04	Browns													W	35-10
2024 TOTALS		0-0	0	0	0.0	0	0	0	0	0.0	0	0	0	12-5	
+ - Overtime															

36 OWEN WRIGHT

OWEN WRIGHT'S 2024 GXG POSTSEASON STATISTICS (RAVENS)

DATE	OPPONENT	P/S	RUSHING					RECEIVING					W/L	SCORE
			NO.	YDS.	AVG.	LG	TD	NO.	YDS.	AVG.	LG	TD		
01/11	Steelers												W	28-14
01/19	at Bills												L	25-27
2024 TOTALS			0	0	0.0	0	0	0	0	0.0	0	0	1-1	